

No. 653,069.

Patented July 3, 1900.

G. W. CLARKE.
CIGAR BOX LID HOLDER.
(Application filed Sept. 7, 1899.)

(No Model.)

Fig. 1.

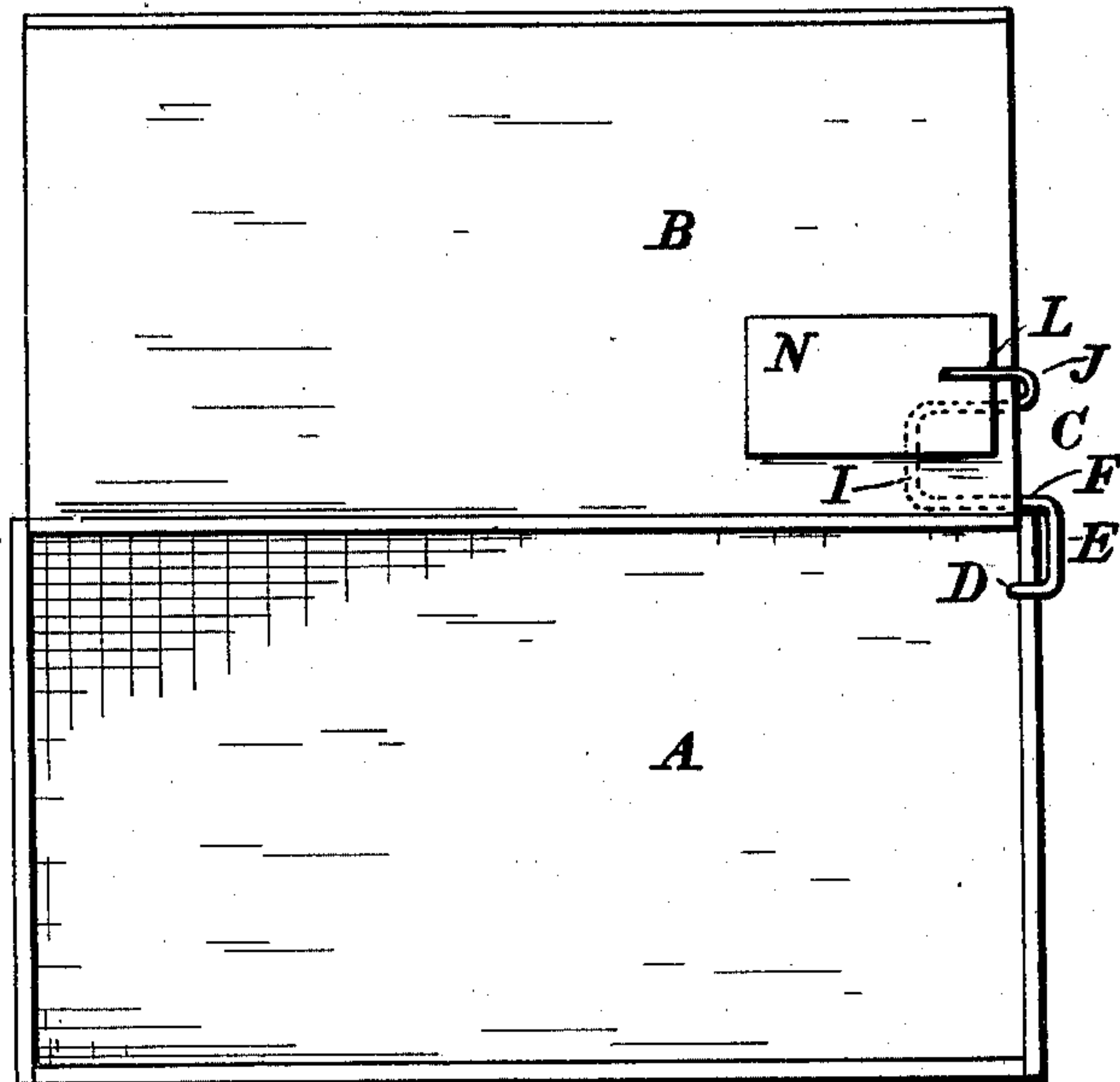


Fig. 2.

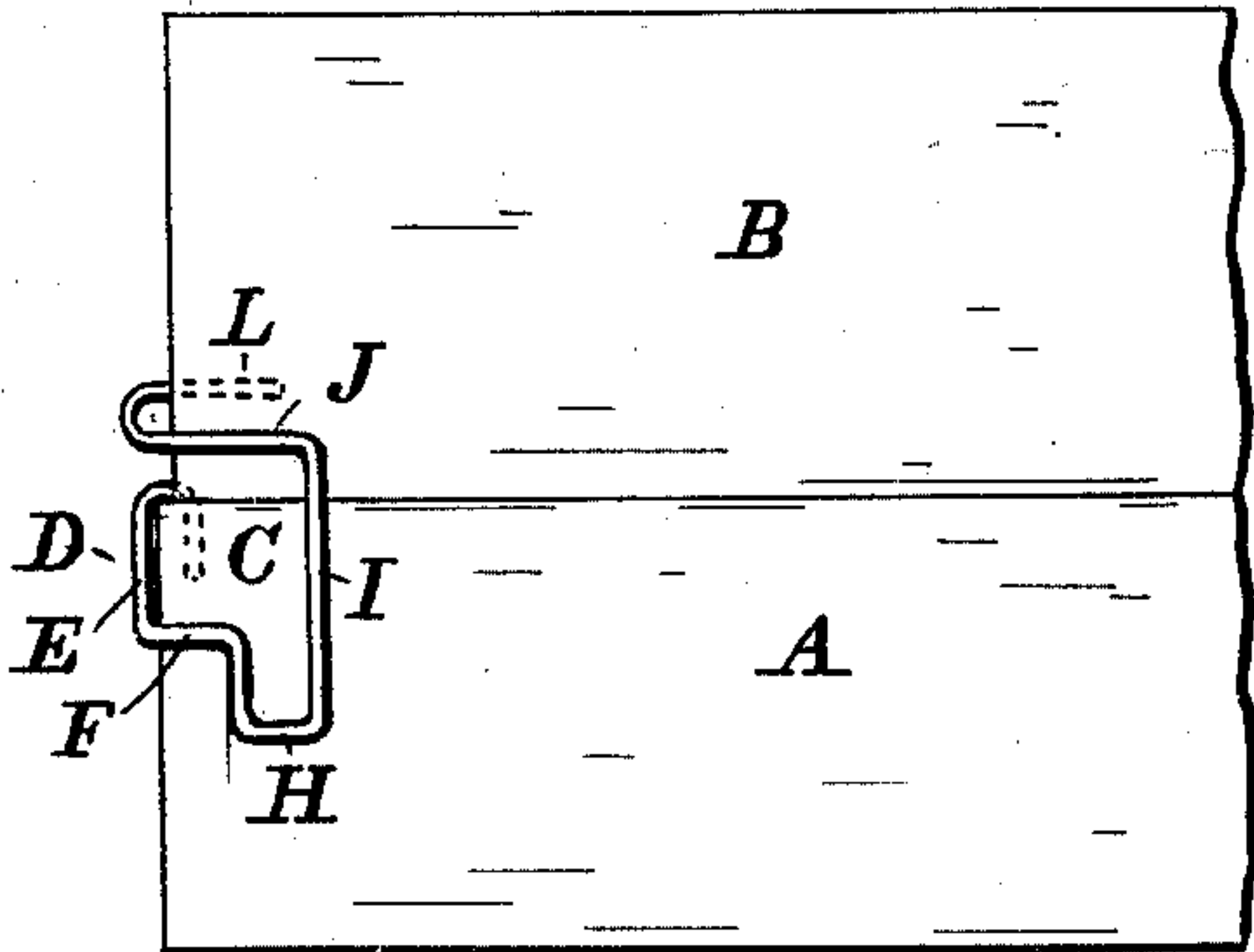


Fig. 3.

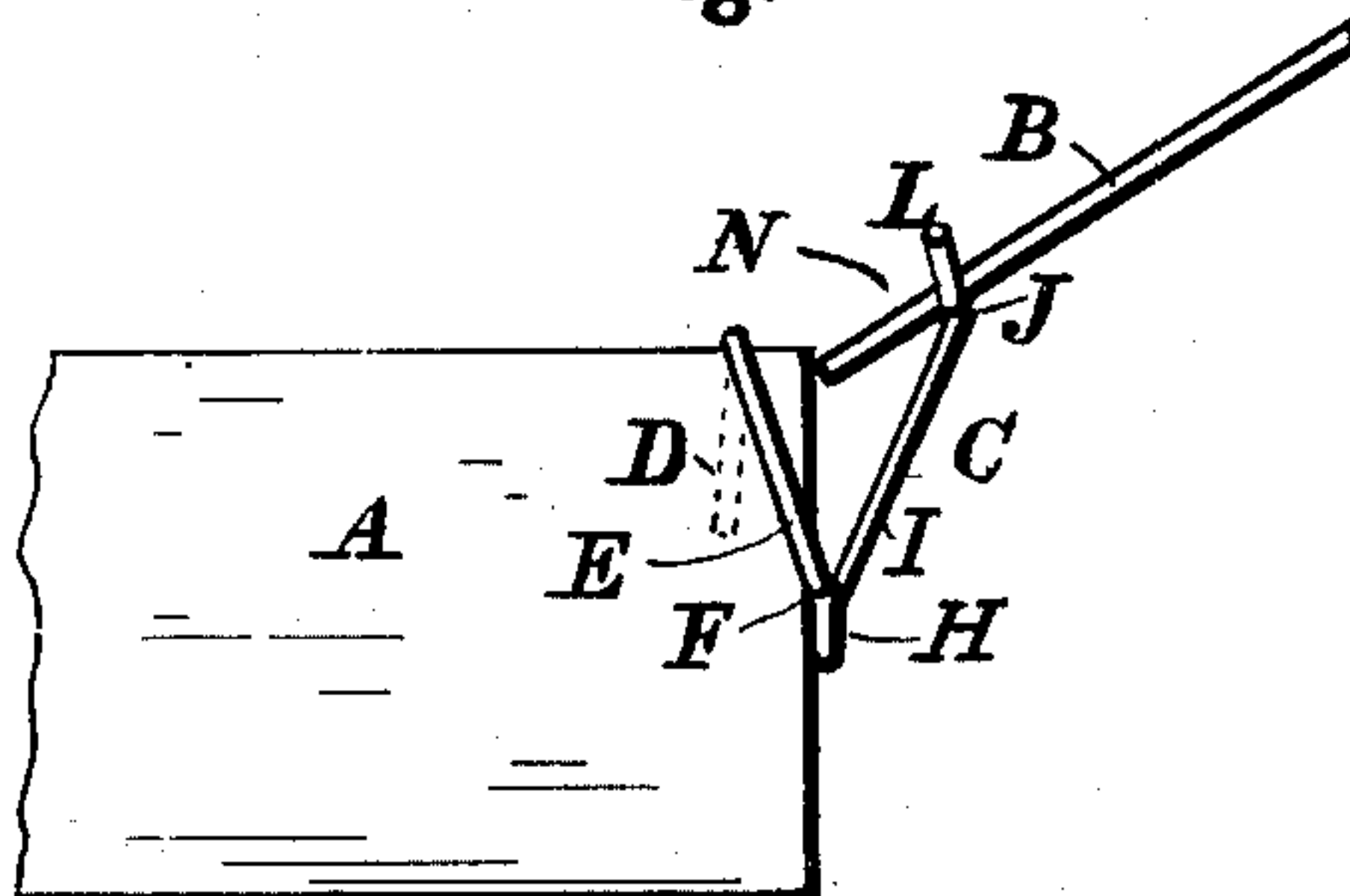


Fig. 4.

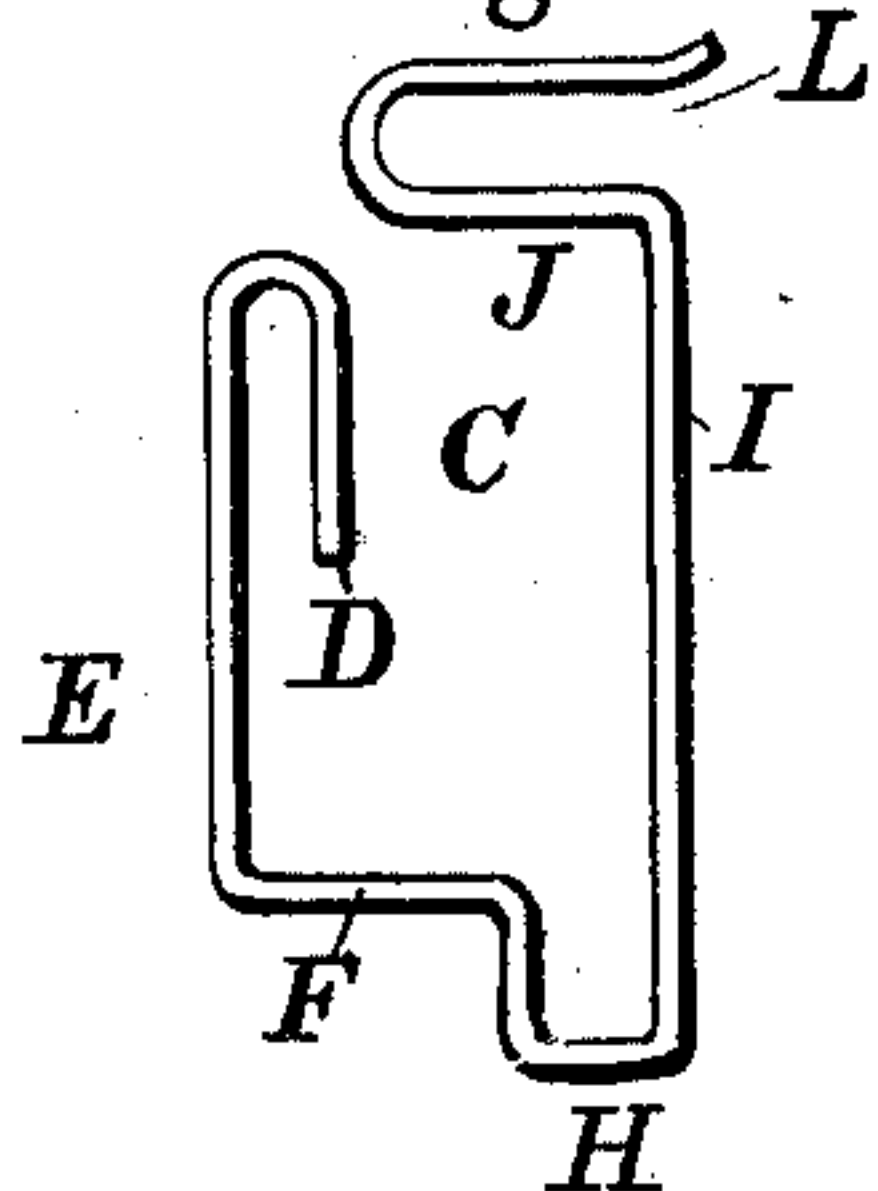
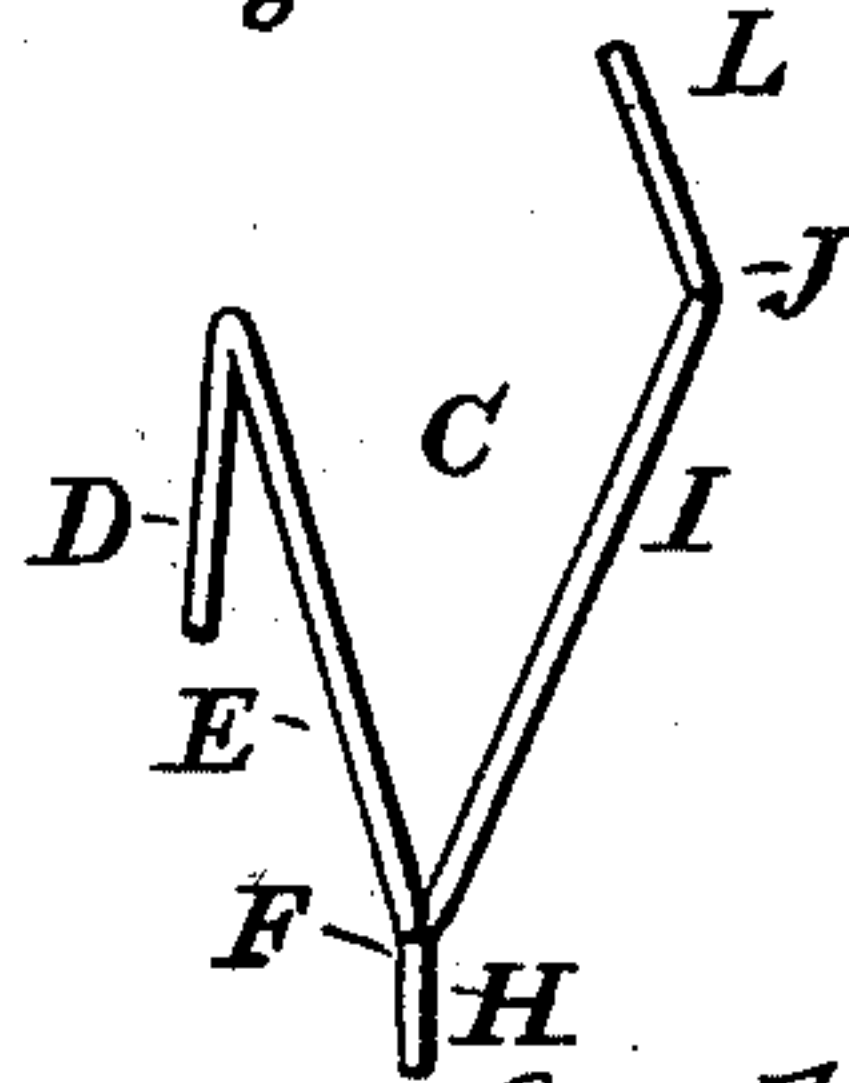


Fig. 5.



Witnesses
C. G. Grannell
F. Merriam.

Inventor
Geo. W. Clarke,
By Geo. B. Selden,
Attorney

UNITED STATES PATENT OFFICE.

GEORGE W. CLARKE, OF ROCHESTER, NEW YORK, ASSIGNOR TO JOSEPH M. APPEL, OF SAME PLACE.

CIGAR-BOX-LID HOLDER.

SPECIFICATION forming part of Letters Patent No. 653,069, dated July 3, 1900.

Application filed September 7, 1899. Serial No. 729,741. (No model.)

To all whom it may concern:

Be it known that I, GEORGE W. CLARKE, a citizen of the United States, residing at Rochester, New York, have invented an Improved Cigar-Box-Lid Holder, of which the following is a specification, reference being had to the accompanying drawings.

My invention relates to an improved device for sustaining the lids of cigar-boxes when opened.

My improvement is fully described and illustrated in the following specification and the accompanying drawings, the novel features thereof being specified in the claims annexed to the said specification.

In the accompanying drawings, Figure 1 is a plan view of an open cigar-box having my improved lid-holder attached thereto. Fig. 2 is a rear view of the same. Fig. 3 is a side view of the same. Figs. 4 and 5 represent my improved lid-holder detached.

In the construction of my improved lid-holder for cigar or other boxes I take a length of wire of suitable dimensions and temper and bend it to the form substantially or approximately as shown in the accompanying drawings, so that it has a hook at one end which engages with the side or wall of the box and a hook at the other end which engages with the edge of the cover, while the intermediate portions extend downward and inward along the rear of the box and again upward, so as to afford support to the open lid or cover in a position adapted to display the goods in the box and the trade-mark or other distinguishing marks on the inside of the cover and so as to retain the lid in such position when the box is handled in showing or selling the cigars or other articles.

In the accompanying drawings, A represents the box, B the hinged lid or cover, and C my improved lid-holder.

D is the hook on one end of the holder, which is made of such dimensions as to engage over the upper edge of one of the sides or walls of the box, as shown. From the hook D the metal of the holder extends diagonally downward and backward to the rear wall, as indicated at E, and then it is bent inward along the rear wall of the box, as at F, and thence downward and inward and upward, as repre-

sented at H, thereby forming a loop which bears against the rear of the box and affords the holder a firm support thereon. From the part F or the loop H the holder extends diagonally outward, as shown at I, until it meets the lower side of the opened lid B, where it is bent outward, as at J, and its end is formed into the hook L, which engages over the edge of the lid, as represented in the drawings.

It will of course be understood that the arrangement and proportions of my improved holder may be varied in many different respects from the exact construction herein shown in adapting it to different purposes, according to the requirements of any particular goods. The hook L also forms a spring-clip to engage and hold a label N, showing prices or other information.

My improved lid-holder may be bent on a suitable form by hand or it may be produced by formers or dies in any suitable machinery. The wire of which it is composed may be round, square, or of other suitable section, and any portions of the same may be flattened, if desired.

My improved lid-holder is simple, cheap, effective, easily applied or removed, and it secures the lid rigidly in the most convenient position for the display or sale of the goods in the box.

I claim—

1. The combination with a receptacle having a hinged lid, of a lid-holder comprising a hook to engage the edge of one wall of the box, a second hook to engage the edge of the lid, a support resting against the rear wall of the box, and two diagonal members projecting from the support and joining respectively the box-hook and the lid-hook, substantially as described.

2. The combination with a receptacle having a hinged lid, of a lid-holder comprising a hook adapted to engage the edge of one wall of the box, a member extended diagonally downward from said hook to the rear wall of the box, a horizontal member projecting from the diagonal member and resting against the rear wall of the box, a U-shaped member projecting downward from the horizontal member, a member extending diagonally upward from the U-shaped member, and a hook on

the upper end of the last-named diagonal member to engage the edge of the box-lid, substantially as described.

5 3. A lid-holder made of a single length of wire bent at one end to form a hook, then projected downward diagonally, then projected at right angles transverse to the direction of the hook, then bent downward and formed into a U-shaped loop, then projected diago-

nally upward at the opposite angle to the first- 10 mentioned diagonal extension, and finally bent to form a hook, substantially as described.

GEORGE W. CLARKE.

Witnesses:

JOSEPH M. APPEL,
GEO. B. SELDEN.