

No. 652,652.

Patented June 26, 1900.

J. R. THOMAS.
KNOCKDOWN BOX.

(Application filed Nov. 27, 1899.)

(No Model.)

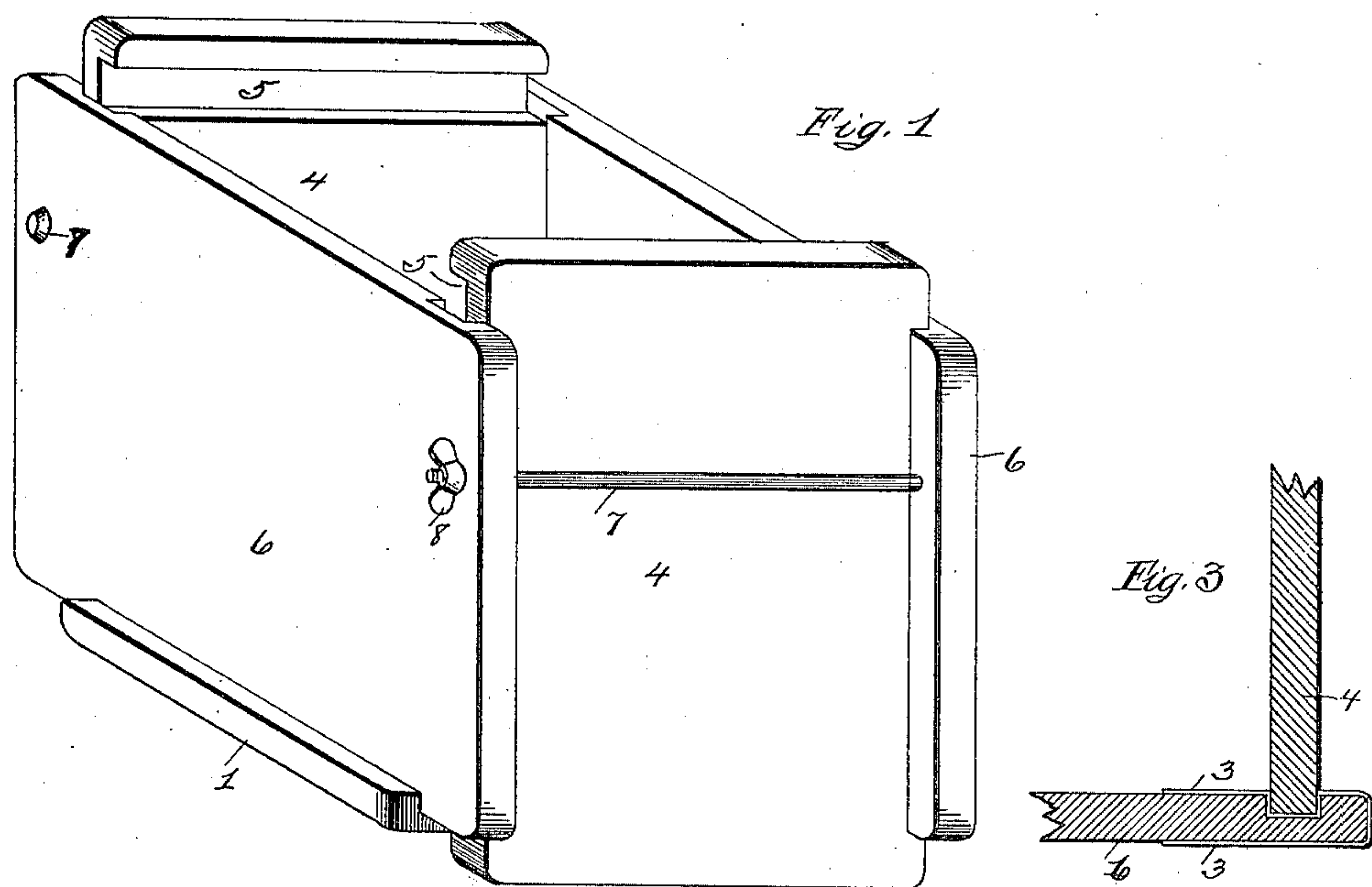


Fig. 2.

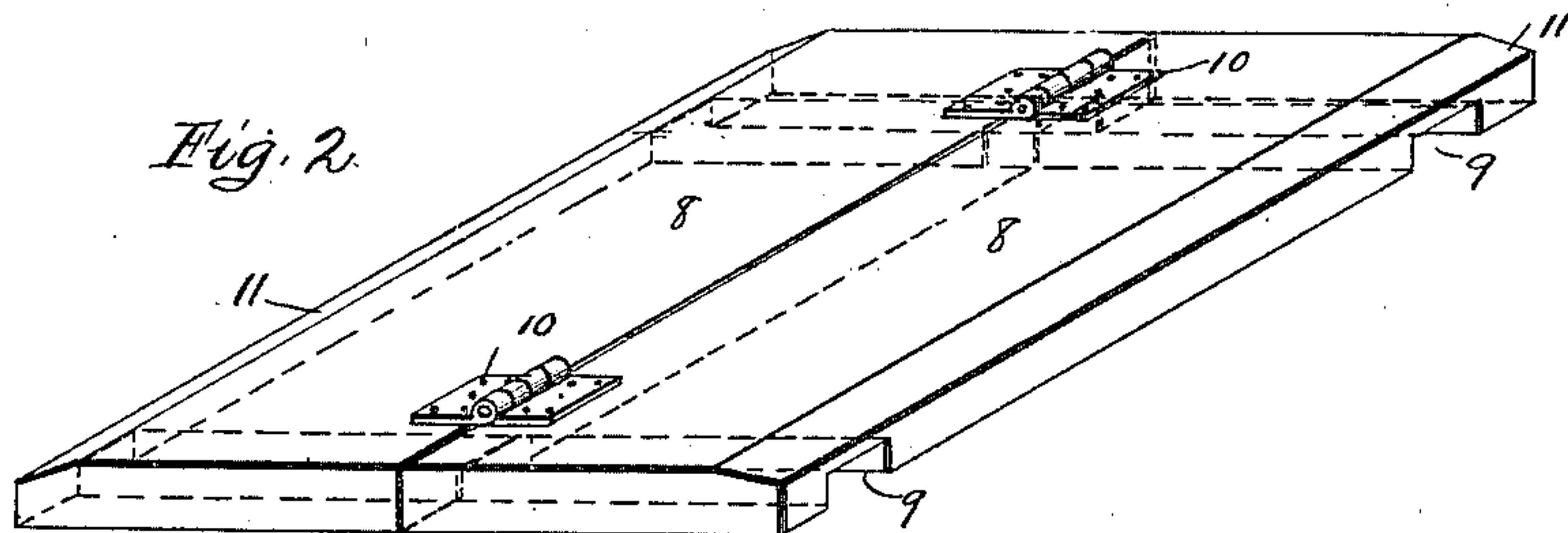
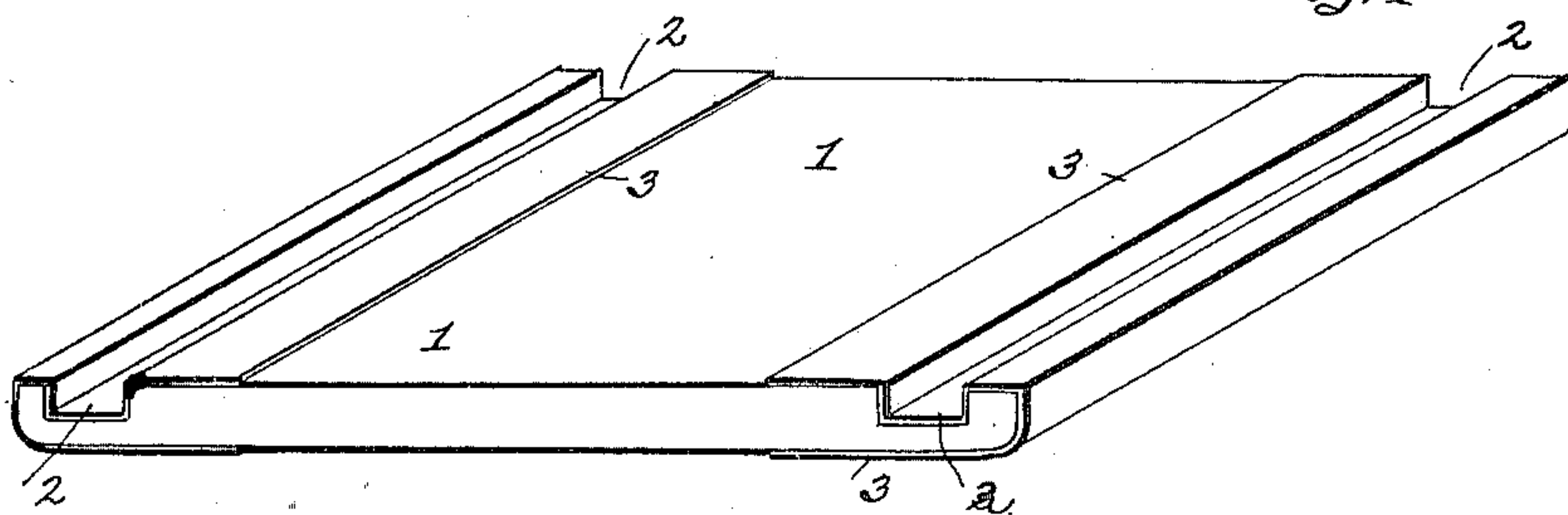


Fig. 4.



Witness:
Homer C. Gorman
Mabel Hunter

Inventor,
John R. Thomas
By O. W. Lewis, atty.

UNITED STATES PATENT OFFICE.

JOHN R. THOMAS, OF NEW CASTLE, PENNSYLVANIA.

KNOCKDOWN BOX.

SPECIFICATION forming part of Letters Patent No. 652,652, dated June 26, 1900.

Application filed November 27, 1899. Serial No. 738,380. (No model.)

To all whom it may concern:

Be it known that I, JOHN R. THOMAS, a citizen of the United States of America, residing at 717 Hamilton street, New Castle, in the county of Lawrence and State of Pennsylvania, have invented certain new and useful Improvements in Knockdown Boxes; and I do hereby declare the following to be a full, clear, and exact description thereof, reference being had to the accompanying drawings, which form a part of this specification.

My invention relates to an improved knockdown box; and it consists in certain details of construction and combination of parts, as will be fully described hereinafter.

In the accompanying drawings, Figure 1 is a perspective view of the improved knockdown box which is constructed and arranged in accordance with my invention, the said box being shown without the lid or cover. Fig. 2 is a perspective view of the lid or cover. Fig. 3 is a sectional view of one of the angles of the box. Fig. 4 is a perspective view of a portion of the box which may represent either the sides, ends, or bottom of the box as the one is formed analogous with the other except in size.

To construct a box in accordance with my invention, and thereby provide a means whereby the same may be easily taken apart and packed into a small space, I form from suitable lumber the ends 4, the side pieces 6, and the bottom 1, all in rectangular shape (see Fig. 4) and each provided with grooves 2, extending across the same and located near the edges thereof and parallel thereto. Each of these rectangular pieces is reinforced by strips of thin sheet metal or tin 3 to protect the edges or angles of the grooves, as will be seen by reference to Figs. 3 and 4 of the drawings.

The lid or cover of the box consists of two rectangular pieces 8, joined together by suitable hinges 10 and formed with beveled edges 11 in order that the same may be easily entered in the grooves 5, formed in the end pieces 4. This top or cover 8 is provided with

grooves 9, arranged in the under side, and is adapted to fit over and clamp the sides 6 of the box.

To assemble the parts of the box, the lower grooves, formed in the ends 4, are engaged with the bottom 1. The grooves 6' in the sides 6 are engaged with the edges of the ends 4 and also with the grooves 2 of the bottom 1, and by means of two bolts 7, provided with thumb-nuts 8', extending from one side to the other, the sections of the box are clamped rigidly the one with the other. The top of the box is slightly bowed, the edges 11 introduced into the grooves 5, formed in the end walls 4, and the grooves 9 engaged with the top edges of the side walls 6.

It is obvious that slight modifications may be made in the construction of the box without departing from the spirit of the invention.

Having thus described my invention, what I claim, and desire to secure by Letters Patent, is—

The herein-described knockdown box, consisting of the bottom 1, provided with grooves 2, to engage with the side walls 6, the end pieces 4 having grooves at the top and bottom to engage with the lid or cover and also with the bottom, the side walls 6 having grooves 6' to engage with the end pieces 4, the top 8 constructed in sections hinged together, and formed with grooves 9 to engage with the side walls, and each of the said end pieces, side walls, bottom and top reinforced with thin metal strips, and suitable bolts fitted with thumb-screws joining one side with the other, as a means of locking the sections together, all arranged and combined for service substantially as described.

In testimony whereof I have hereunto affixed my signature in the presence of two subscribing witnesses.

JOHN R. THOMAS.

Witnesses:

HOMER C. GORMAN,
M. CANEY HUNTER.