

No. 652,407.

Patented June 26, 1900.

A. M. K. STEEL.
GARMENT FASTENER.

(Application filed Apr. 12, 1900.)

(No Model.)

Fig. 1

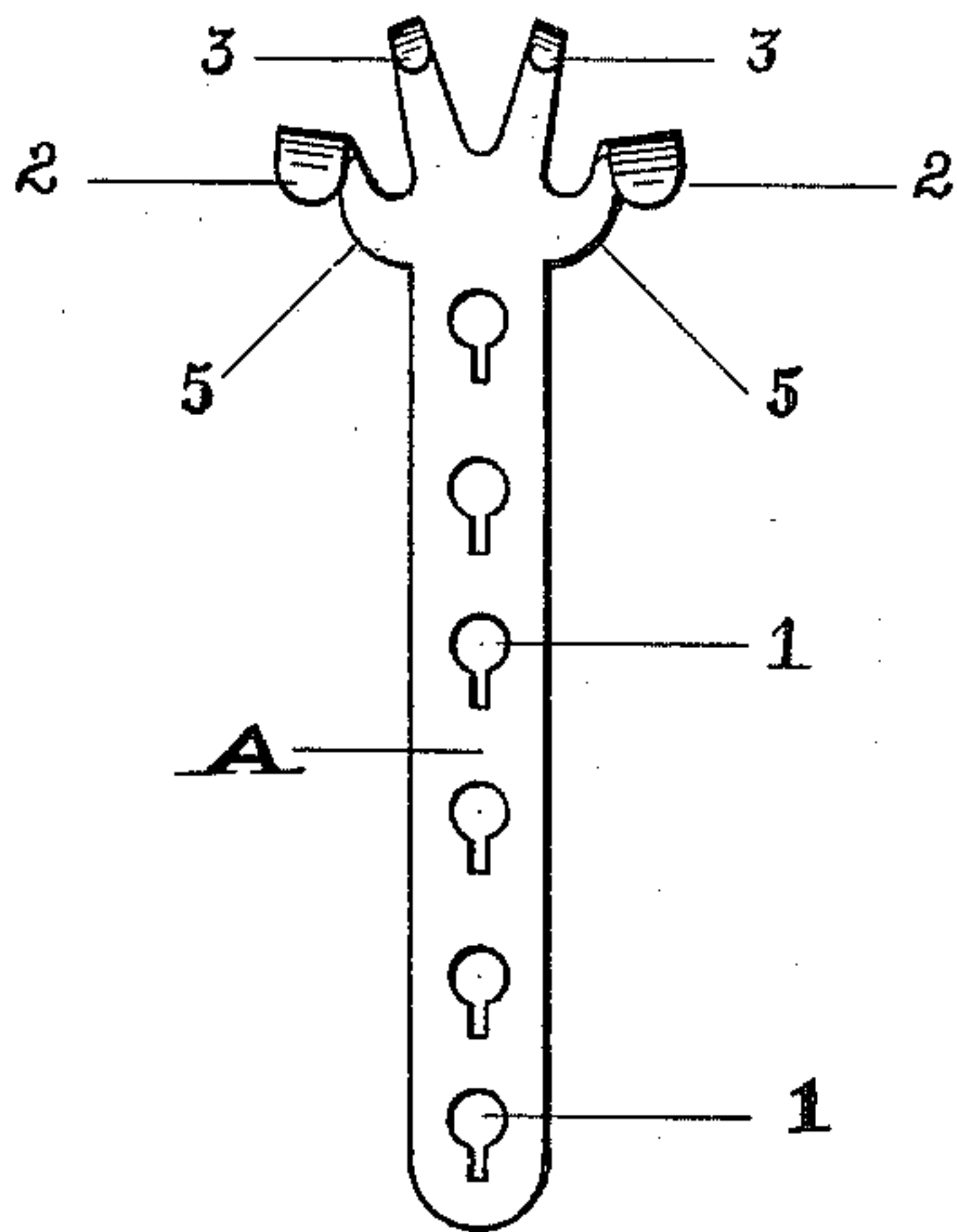


Fig. 2

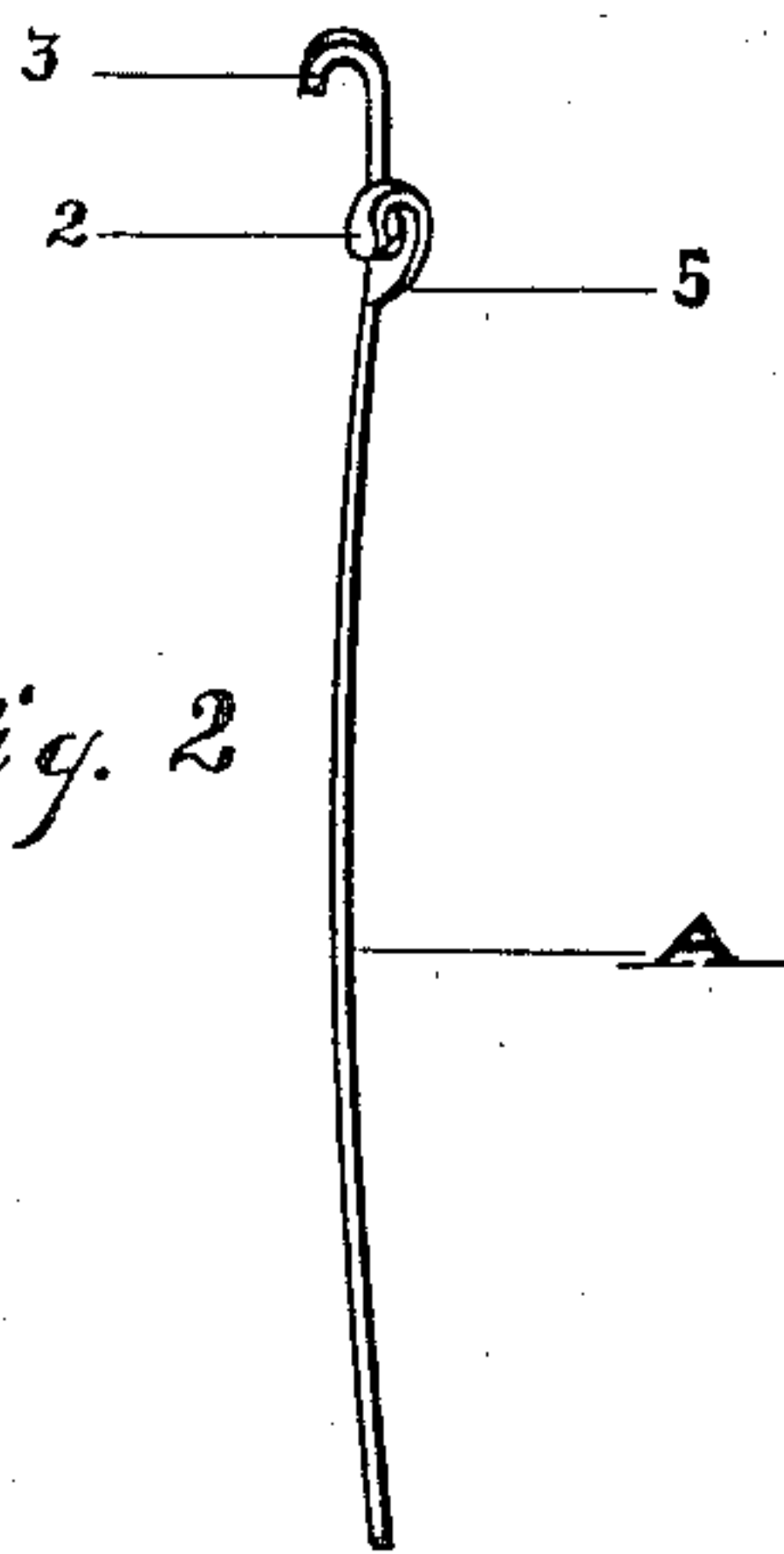


Fig. 3

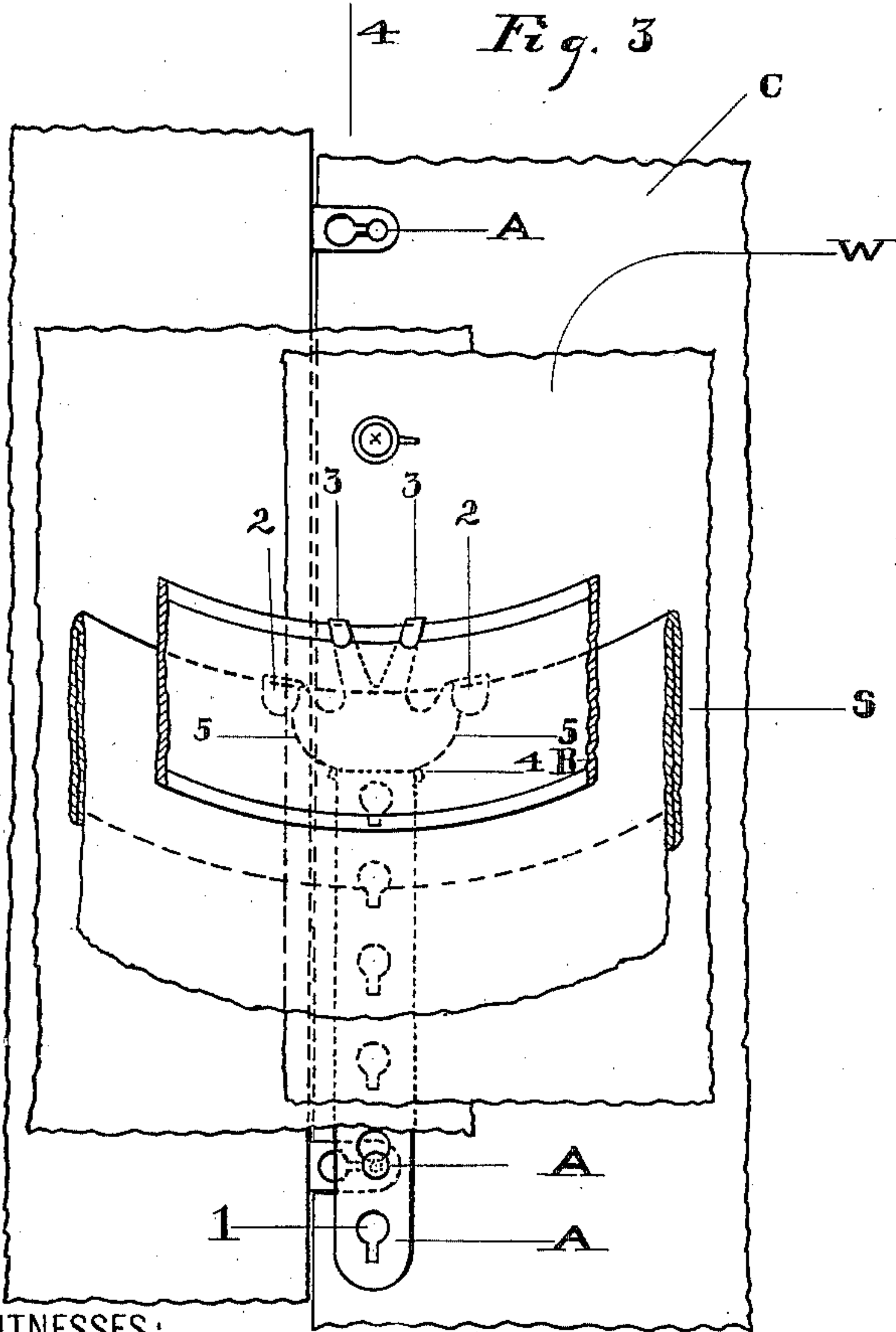
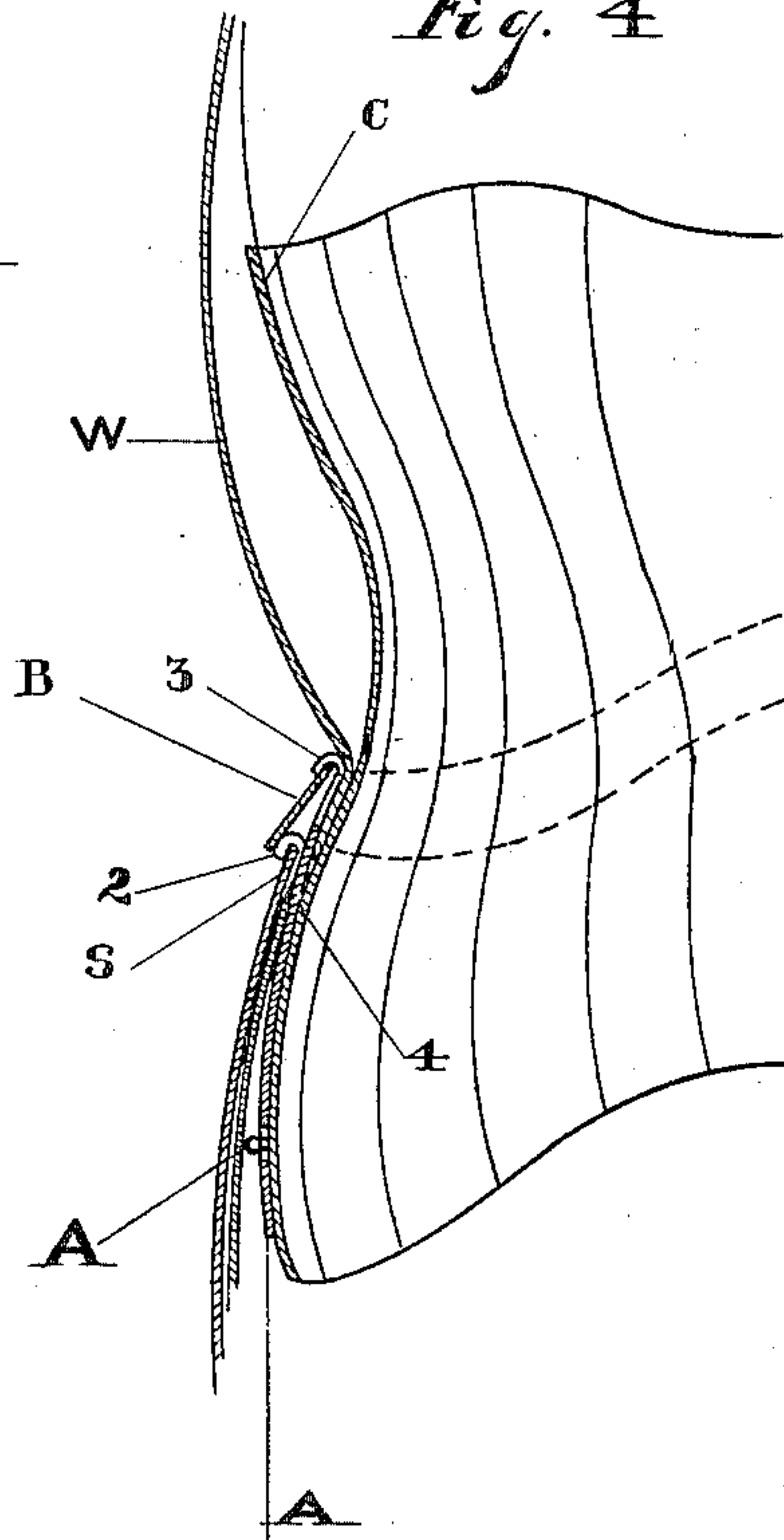


Fig. 4



WITNESSES:

E. P. Hendrickson
Geo. W. Eisselbray

INVENTOR:

Anna M. K. Steel,

BY

Richardson
ATTORNEY.

UNITED STATES PATENT OFFICE.

ANNA M. K. STEEL, OF NEW YORK, N. Y.

GARMENT-FASTENER.

SPECIFICATION forming part of Letters Patent No. 652,407, dated June 26, 1900.

Application filed April 12, 1900. Serial No. 12,560. (No model.)

To all whom it may concern:

Be it known that I, ANNA M. K. STEEL, a citizen of the United States of America, residing in Manhattan borough, New York city, in the county of New York and State of New York, have invented certain new and useful Improvements in Garment-Fasteners, of which the following is a specification.

My invention has reference to a device adapted for the purpose of holding down the front of the skirt and the belt of women's garments, it having for its objects to prevent the skirt from "hiking" and also to produce a downward curve or slope of the skirt-band and belt toward the front.

With these objects in view my invention consists, essentially, of a garment-fastener composed of a shank provided with means for its attachment to the fastening devices of the corset and provided at its upper end with hooks located in position to engage with the upper edge of the skirt-band and with hooks located above the plane of the first hooks and adapted to engage with the upper edge of the belt.

The nature of my invention will be best understood when described in connection with the accompanying drawings, in which—

Figure 1 is an elevation of a garment-fastener constructed according to my invention. Fig. 2 is a side view of the same. Fig. 3 is a sectional front view showing the garment-fastener applied. Fig. 4 is a section of Fig. 3 on the line 4 4.

Similar letters and numerals of reference designate corresponding parts throughout the several views of the drawings.

Referring to the drawings, the letter A designates the shank of the fastener, which is provided with a series of longitudinal keyhole-slots 1 or other suitable sockets for the purpose of adapting the shank to be attached to one of the parts, as the stud A of the fastening devices, usually employed in corsets, as C. At the top of the shank are formed two hooks 2 2, bent downwardly and outwardly, which said hooks are adapted to engage with the top of a skirt-band S, so as to draw and hold the front of the skirt downward, as shown in Figs. 3 and 4. The shank is furthermore provided with a second set of hooks 3 3, facing in the same direction as the hooks 2 2, but located above the latter, which said hooks

are adapted to engage with the top or upper edge of the belt B to draw and hold the same downward substantially concentric with the skirt-band. The belt consequently is always somewhat above the skirt-band. When the skirt is worn over the waist W, the latter is provided below the waist-line with a button-hole 4 in place of the usual button, through which two adjacent buttonholes the shank A of the garment-fastener is passed before its attachment to the corset, and said fastener then also serves to hold down the front of the waist, in view of the lateral extensions forming shoulders 5 5, as shown in Figs. 1 and 3, from which extensions the hooks 2 2 project.

It is of course understood that a single hook for the skirt-band and a single hook for the belt would answer the purpose of this garment-fastener; but I prefer to use double hooks in each case.

What I claim as new is—

1. A garment-fastener provided with means for its attachment to the fastening devices of a corset and with two outwardly and downwardly extending hooks, each in a different plane, the one being adapted to engage with the upper edge of the skirt-band and the other with the upper edge of the belt, substantially as described.

2. A garment-fastener provided with means for its attachment to the fastening devices of a corset and with a plurality of hooks arranged in two rows, one row being adapted to engage with the upper edge of the skirt-band and the other row with the upper edge of the belt, substantially as described.

3. A garment-fastener comprising a shank having means for its attachment to a corset and provided with a row of outwardly and downwardly extending hooks projecting from lateral extensions on said shank, and with a second row of outwardly and downwardly extending hooks in a different plane from that of the first row, substantially as and for the purpose specified.

In testimony whereof I have hereunto set my hand in the presence of two subscribing witnesses.

ANNA M. K. STEEL.

Witnesses:

EUGENIE P. HENDRICKSON,
GEO. W. EISENBRAUN.