


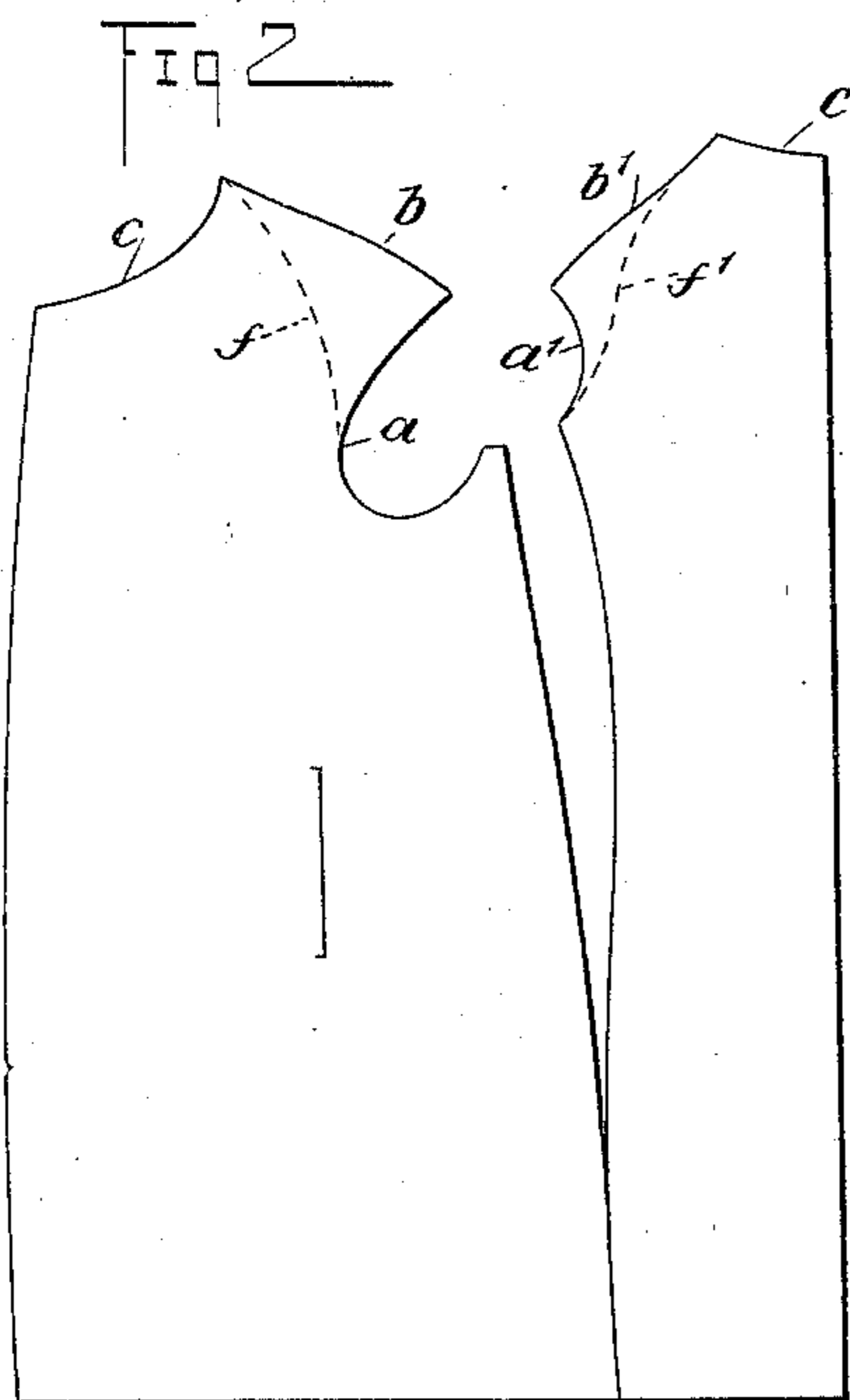
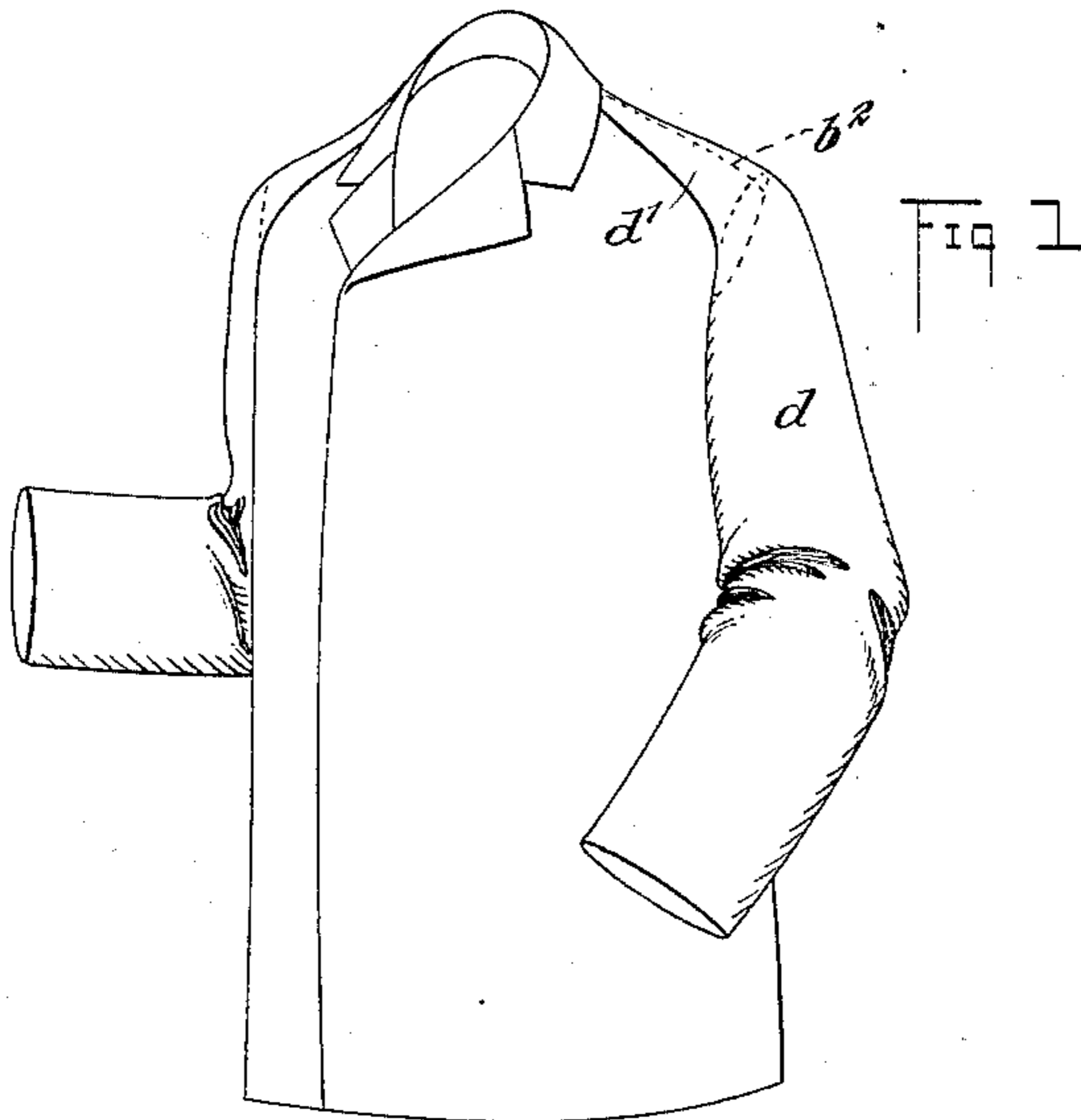
No. 652,117.

Patented June 19, 1900.

M. L. KELLEY.  
APPAREL COAT.

(Application filed May 1, 1900.)

No Model.)



WITNESSES:

*G. L. Kelley*  
*H. L. Kelley*

INVENTOR

*Mark L. Kelley*

BY *Munn & Co*

ATTORNEYS

# UNITED STATES PATENT OFFICE.

MARK LOUIS KELLEY, OF NEW YORK, N. Y.

## APPAREL-COAT.

SPECIFICATION forming part of Letters Patent No. 652,117, dated June 19, 1900.

Application filed May 1, 1900. Serial No. 15,050. (No model.)

*To all whom it may concern:*

Be it known that I, MARK LOUIS KELLEY, a citizen of the United States, and a resident of the city of New York, borough of Manhattan, in the county and State of New York, have invented a new and Improved Garment, of which the following is a full, clear, and exact description.

The purpose of this invention is to provide a garment of the raglan style which will be effectively stiffened at the shoulders, so as to retain its shape, and which also may be readily altered to form a coat of the ordinary pattern should the wearer so desire.

This specification is the disclosure of one form of the invention, while the claim defines the actual scope thereof.

Reference is to be had to the accompanying drawings, forming a part of this specification, in which similar characters of reference indicate corresponding parts in all the views.

Figure 1 is a view of a garment formed according to my invention, certain parts being illustrated by dotted lines. Fig. 2 is a view of the pattern for one side of a coat constructed according to my invention. Fig. 3 is a view of the outer part of the sleeve, and Fig. 4 is a view of the inner part thereof.

According to my invention the body of the coat is cut at  $a$  and  $a'$  to form the armhole, and two edges  $b$  and  $b'$  are formed, such edges meeting each other, as in the ordinary coat, and being sewed together, as indicated at the dotted line  $b^2$  in Fig. 1. The coat is also cut to form a collar  $c$ , as usual. It will therefore be observed that the body of the coat (see Fig. 2) is cut the same as an ordinary coat, such coat having the armhole, which is closed at all sides, and having the seam  $b^2$ , which passes from the armhole up to the collar over the shoulder of the coat. The sleeve has its outer part  $d$  (see Fig. 3) cut after the usual raglan style, with the extension  $d'$ , which is adapted to pass over the shoulder of the coat

and extend up to the collar, as shown in Fig. 1. The inner part  $e$  of the sleeve (see Fig. 4) is also cut the same as in the raglan garment. In putting the garment together the edges  $b$  and  $b'$  are sewed together, forming the seam  $b^2$ , and then the sleeve is joined to the body of the garment, with the extension  $d'$  passing up over the shoulder and covering the seam  $b^2$ , so that the external appearance of the garment is precisely the same as that of the usual raglan style.

Ordinarily in the raglan coat the side edges of the extension  $d'$  of the sleeve are sewed directly to the edges of the body of the coat, such body being then cut, as indicated by the dotted lines  $f$  and  $f'$  in Fig. 2. Now in connection with my improved construction it will be observed that the shoulder of the coat is materially stiffened and strengthened, so that it retains its form much better than the ordinary raglan garment, and, further, should the wearer at any time desire to change the coat from a raglan to an ordinary coat the extension  $d'$  of the sleeve may be cut away, so as to form the ordinary sleeve, and this may be sewed to the armhole of the body of the coat, as usual.

Having thus described my invention, I claim as new and desire to secure by Letters Patent—

A coat, having a body formed with edges  $b$  and  $b'$  adapted to be sewed together to form the seam  $b^2$ , and a sleeve with an extension  $d'$  adapted to lie over the shoulder of the coat and extend up into proximity with the collar to cover the seam  $b^2$ .

In testimony whereof I have signed my name to this specification in the presence of two subscribing witnesses.

MARK LOUIS KELLEY.

Witnesses:

HENRY K. BROWNING.

C. M. FAIRBANKS.