

No. 651,917.

Patented June 19, 1900.

J. B. BOLTON.
LOOM SEAT.

(Application filed Feb. 10, 1900.)

(No Model.)

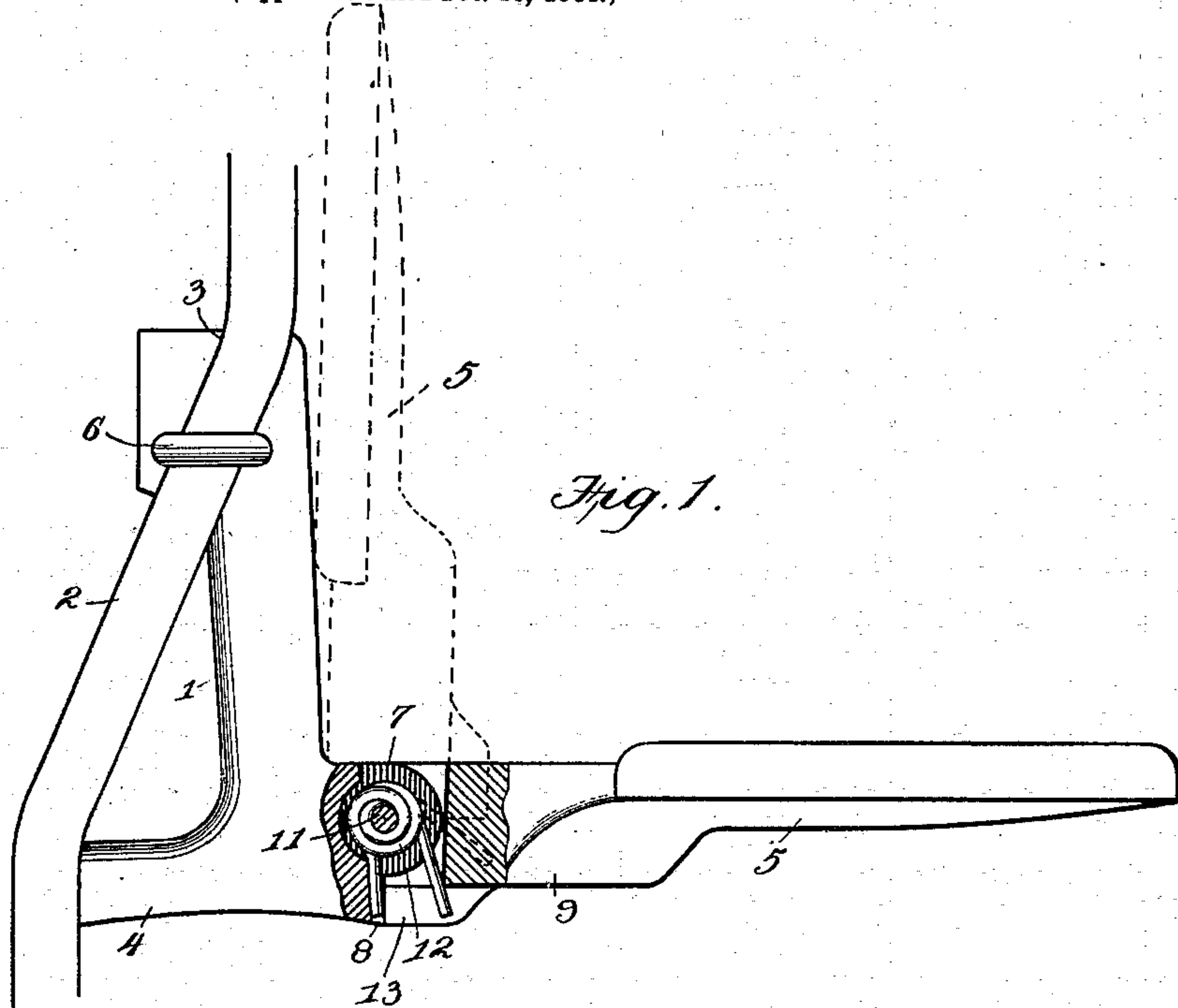


Fig. 1.

Fig. 2.

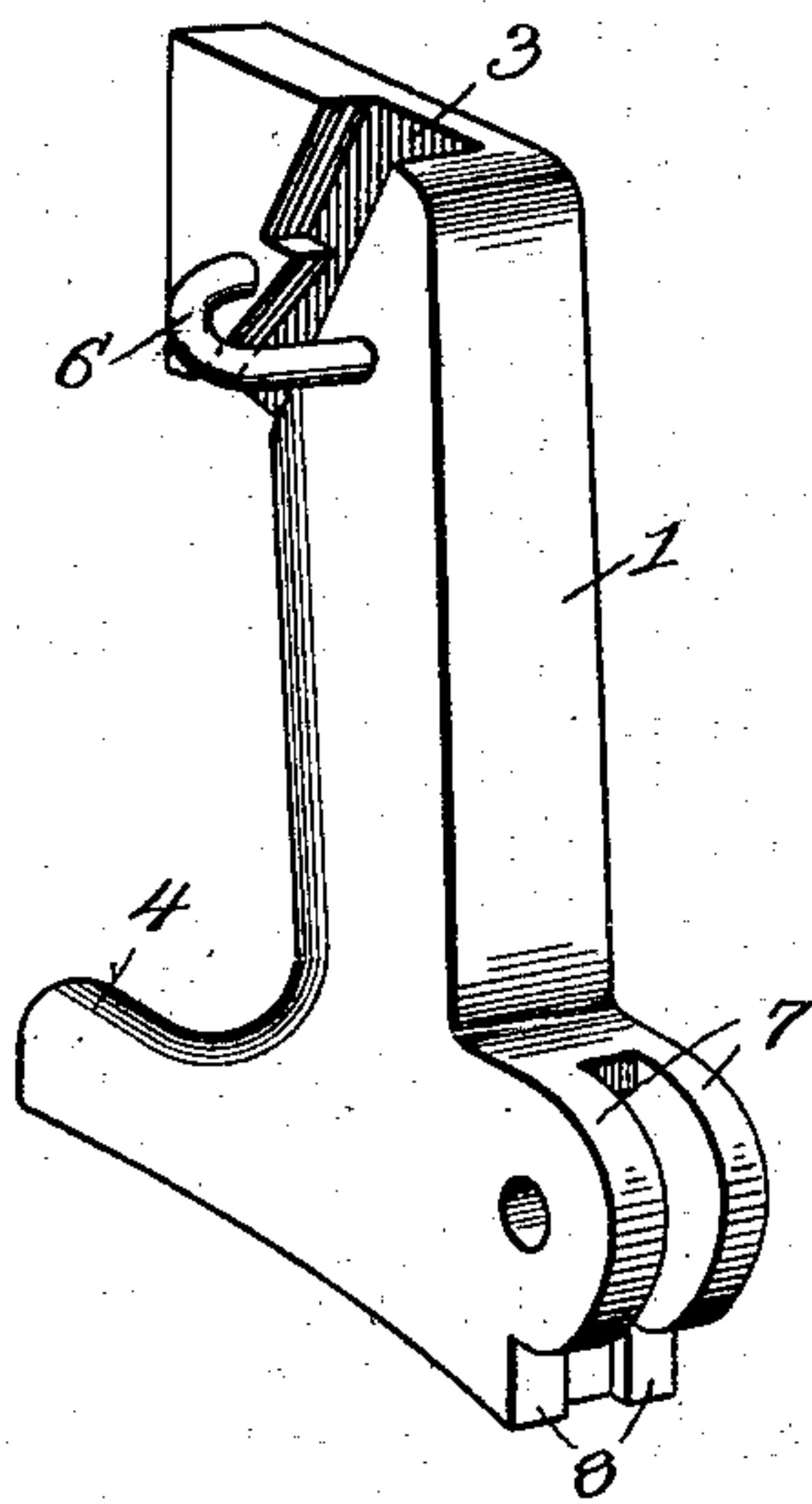


Fig. 3.

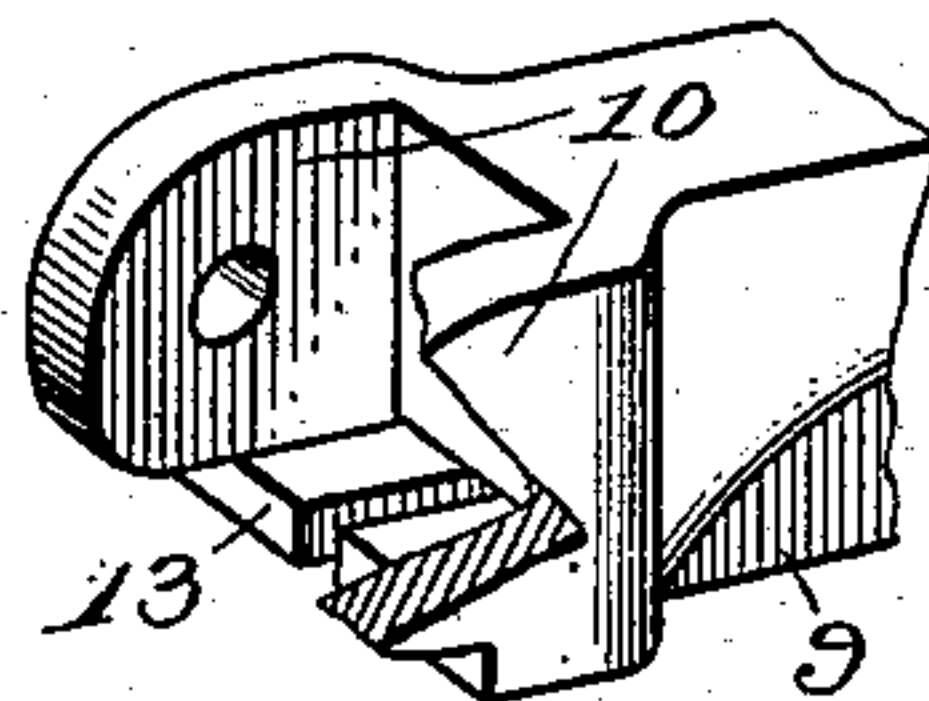


Fig. 6.

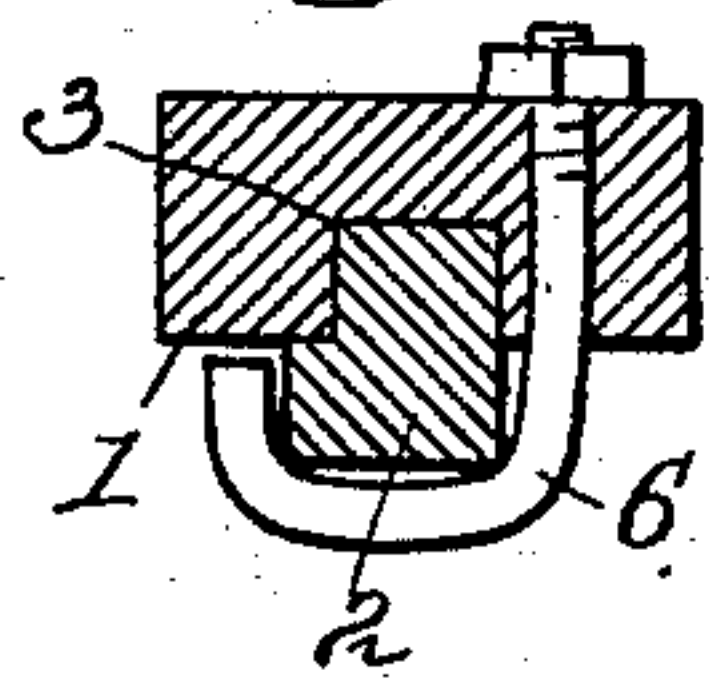


Fig. 4.

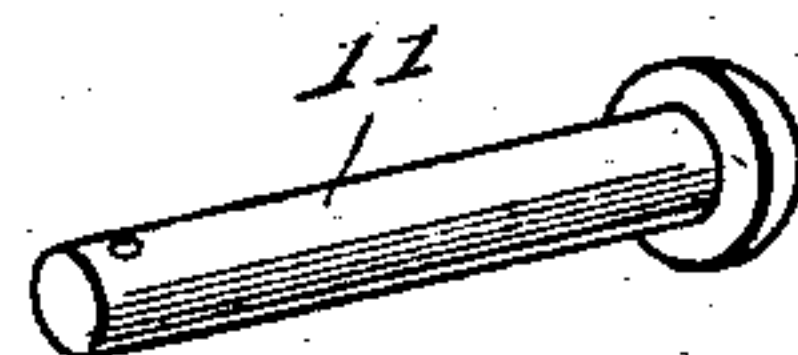
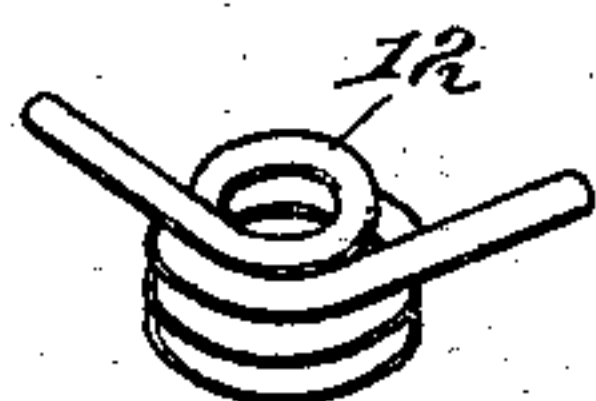


Fig. 5.



Witnesses

J. P. Britt
Charles Brock

Inventor
J. B. Bolton

by *Oliver & Co.*
Attorneys

UNITED STATES PATENT OFFICE.

JOHN B. BOLTON, OF NEW BEDFORD, MASSACHUSETTS, ASSIGNOR OF ONE-HALF TO ALEXANDER D. ASTLEY, OF SAME PLACE.

LOOM-SEAT.

SPECIFICATION forming part of Letters Patent No. 651,917, dated June 19, 1900.

Application filed February 10, 1900. Serial No. 4,788. (No model.)

To all whom it may concern:

Be it known that I, JOHN B. BOLTON, a citizen of the United States, residing at New Bedford, in the county of Bristol and State of Massachusetts, have invented a new and useful Loom-Seat, of which the following is a specification.

My invention relates to seats, and more particularly to a folding seat adapted to be secured to the frame of a loom or other article; and it consists in the improved construction and novel combination of parts of the same, as will be hereinafter more particularly set forth.

Referring to the accompanying drawings, in which the same reference-numerals indicate corresponding parts in each of the views in which they occur, Figure 1 is a broken plan view of my seat in position upon a portion of a loom, the seat proper being shown in two positions. Fig. 2 is a perspective view of the base to which the seat is applied. Fig. 3 is a perspective view of the shank or hinged portion of the seat. Figs. 4 and 5 are detail views, and Fig. 6 is a cross-sectional detail view.

Referring more particularly to the drawings, 1 indicates the base, by means of which the seat may be adjustably secured in position, as to a portion of the framework 2 of a loom. The upper end of the base is preferably provided with a head or shoulder, in which is formed a groove or recess 3 to fit over a portion of the loom-frame, and the lower end is provided with a toe or projection 4 to rest against the side of the loom to support the weight of the seat 5, which is pivotally secured thereto. A suitable clamping-bolt 6 projects through the upper end of the base adjacent to the groove 3, the free end of which is formed into a hook and extends over the groove for hooking over a portion of the loom and clamping the base securely thereto. The lower end of the base, what I shall call the "heel," is provided with two perforated lugs 7, below each of which is formed a shoulder 8. The inner end of the shank 9 of the seat is provided with two perforated ears 10, which fit upon the outside of the lugs 7 and are pivotally secured thereto by means of the bolt 11, which passes through the ears and the lugs. Seated upon the bolt between lugs 7 is

a coiled spring 12, one end of which engages with the base and the other end engages with the shank of the seat and normally holds the seat in its inoperative position or parallel with the base, as shown in dotted lines in Fig. 1.

When it is desired to use my improved seat, the operator takes hold of the seat proper and swings it from its vertical into a horizontal position, which will cause the shoulders 13, located below the ears 10, to engage with the shoulders 8 upon the base. When in this position, the operator may be seated upon the outer portion of the seat without danger of any part of the seat breaking, as I prefer to construct the parts of cast metal and of sufficient size to bear the weight of any operator.

By constructing the parts of cast metal they can be manufactured very cheaply, and by hinging them together and introducing the coil-spring, which may be of extra strength by making the coil double, the seat will always be normally folded out of the way of the operator in taking charge of the loom or in passing the seat when applied in any other position, as behind a counter or other place where it is desirable to give the attendant an opportunity to sit down when not required to be standing.

Although I have shown what I consider to be a very cheap and desirable form of construction of my improved seat, yet I reserve to myself the right to make such changes and alterations therein as will come within the scope of my invention.

Having thus fully described my invention, what I claim as new, and desire to secure by Letters Patent, is—

In a folding seat, the combination, with a base, the upper end of which is provided with a grooved head or shoulder, and is perforated adjacent to the groove, of a hook clamping-bolt through said perforation the free end of which is formed into a hook and extends over the groove, and a spring-actuated seat pivotally secured to the lower end of the base in position to be normally folded against said base when in its inoperative position, substantially as described.

JOHN B. BOLTON.

Witnesses:

CHAS. H. POTTER,
L. W. POWERS.