

No. 651,821.

Patented June 19, 1900.

C. W. BROWN.
BROOM HOLDER.

(Application filed Aug. 29, 1899.)

(No Model.)

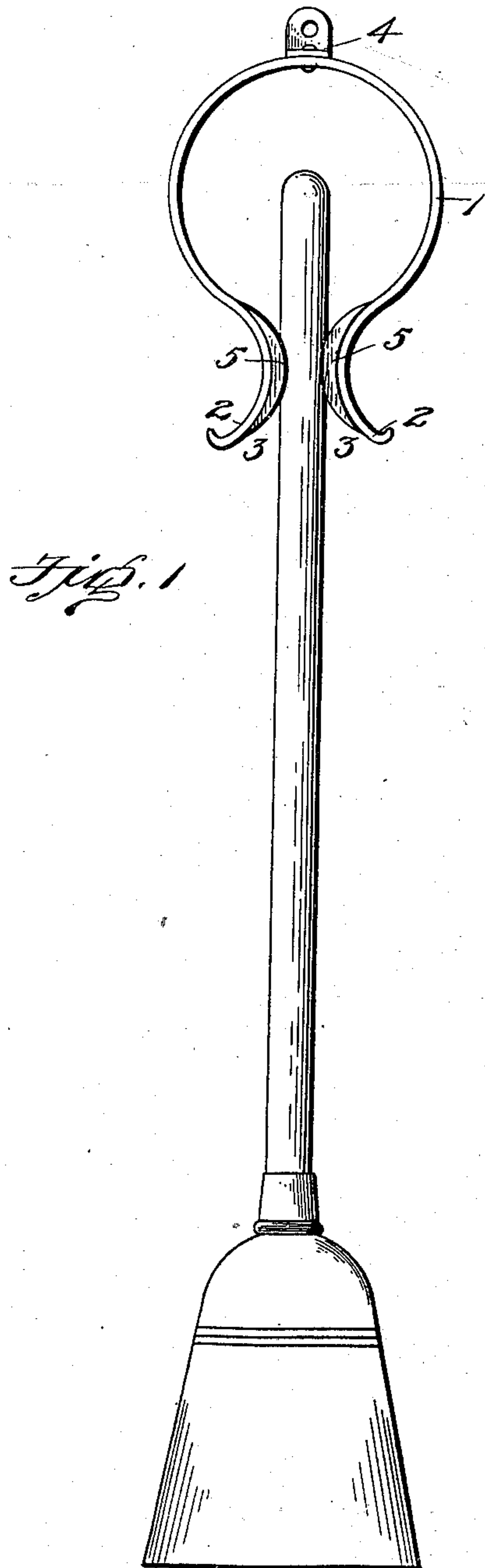


Fig. 1




Fig. 2.

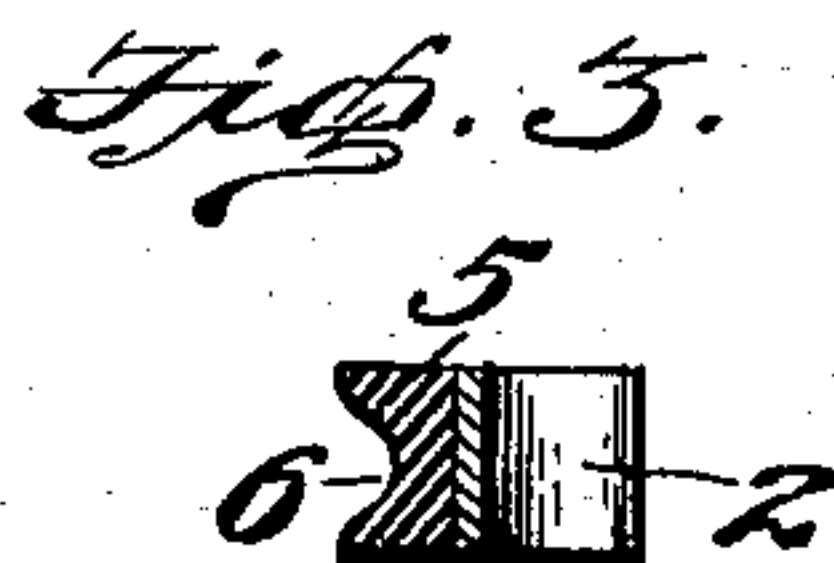


Fig. 3.

Inventor

Witnesses

C. W. Hunt.
J. B. Brown.

Charles W. Brown.
by A. B. Wilson & Co.

Attorneys

UNITED STATES PATENT OFFICE

CHARLES W. BROWN, OF MITCHELL, SOUTH DAKOTA.

BROOM-HOLDER.

SPECIFICATION forming part of Letters Patent No. 651,821, dated June 19, 1900.

Application filed August 29, 1899. Serial No. 728,888. (No model.)

To all whom it may concern:

Be it known that I, CHARLES W. BROWN, a citizen of the United States, residing at Mitchell, in the county of Davison and State of South Dakota, have invented certain new and useful Improvements in Broom-Holders; and I do declare the following to be a full, clear, and exact description of the invention, such as will enable others skilled in the art to which it appertains to make and use the same.

The invention relates to broom-holders.

The object of the invention is to provide a simple, durable, and inexpensive device of this character by means of which brooms may be quickly and easily engaged therewith and removed therefrom and while engaged therewith be prevented from becoming accidentally disengaged.

To this end the invention consists in certain features of construction and combination of parts, which will be hereinafter fully described and claimed.

In the accompanying drawings, Figure 1 is a front elevation illustrating the application of my invention. Fig. 2 is a view taken at right angles to Fig. 1. Fig. 3 is a cross-sectional view through one of the clamping-jaws.

In the drawings the same reference characters indicate the same parts of the invention.

1 denotes a curved spring having integral clamping-jaws 2 2, the outer ends of which diverge, as shown at 3. These jaws project downwardly.

4 denotes an angular plate which is riveted to the upper end of the curved spring and is provided with a hole through which a nail is

adapted to be inserted in securing the holder in place.

While the spring-jaws in themselves may be sufficient under ordinary circumstances to hold the broom in position, yet owing to the fact that they are smooth the broom is very liable to slip from between them, and to overcome this I provide the inner faces of the jaws with strips 5 of soft rubber, which are preferably formed with longitudinal grooves 6 to correspond to the contour of the broom-handle. When grasped by these jaws the rubber will firmly squeeze the broom-handle and prevent it slipping from between the jaws.

It will of course be understood that various changes in the form, proportion, and the minor details of construction may be resorted to without departing from the principle or sacrificing any of the advantages of this invention.

Having thus described the invention, what is claimed, and desired to be secured by Letters Patent, is—

A broom-holder comprising a bowed spring, the ends of which are bent or curved inwardly to form clamping-jaws, and the faces of which are lined with flexible or elastic strips formed with longitudinal grooves, said bowed spring being provided with an attaching-plate, substantially as and for the purpose set forth.

In testimony whereof I have hereunto set my hand in presence of two subscribing witnesses.

CHAS. W. BROWN.

Witnesses:

H. R. KIBBEE,
RICHARD LANG.