

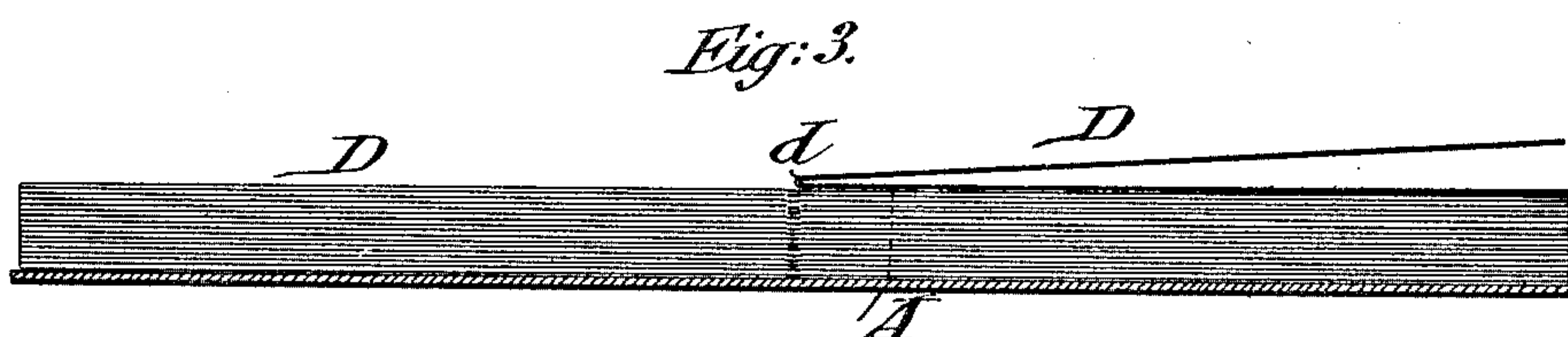
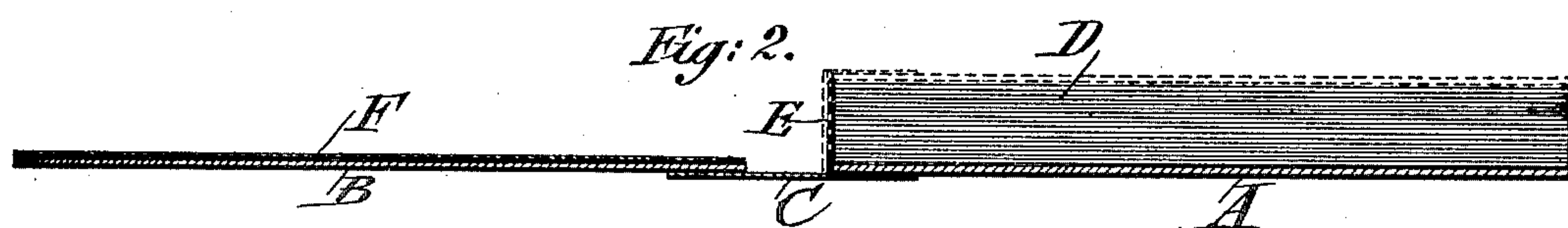
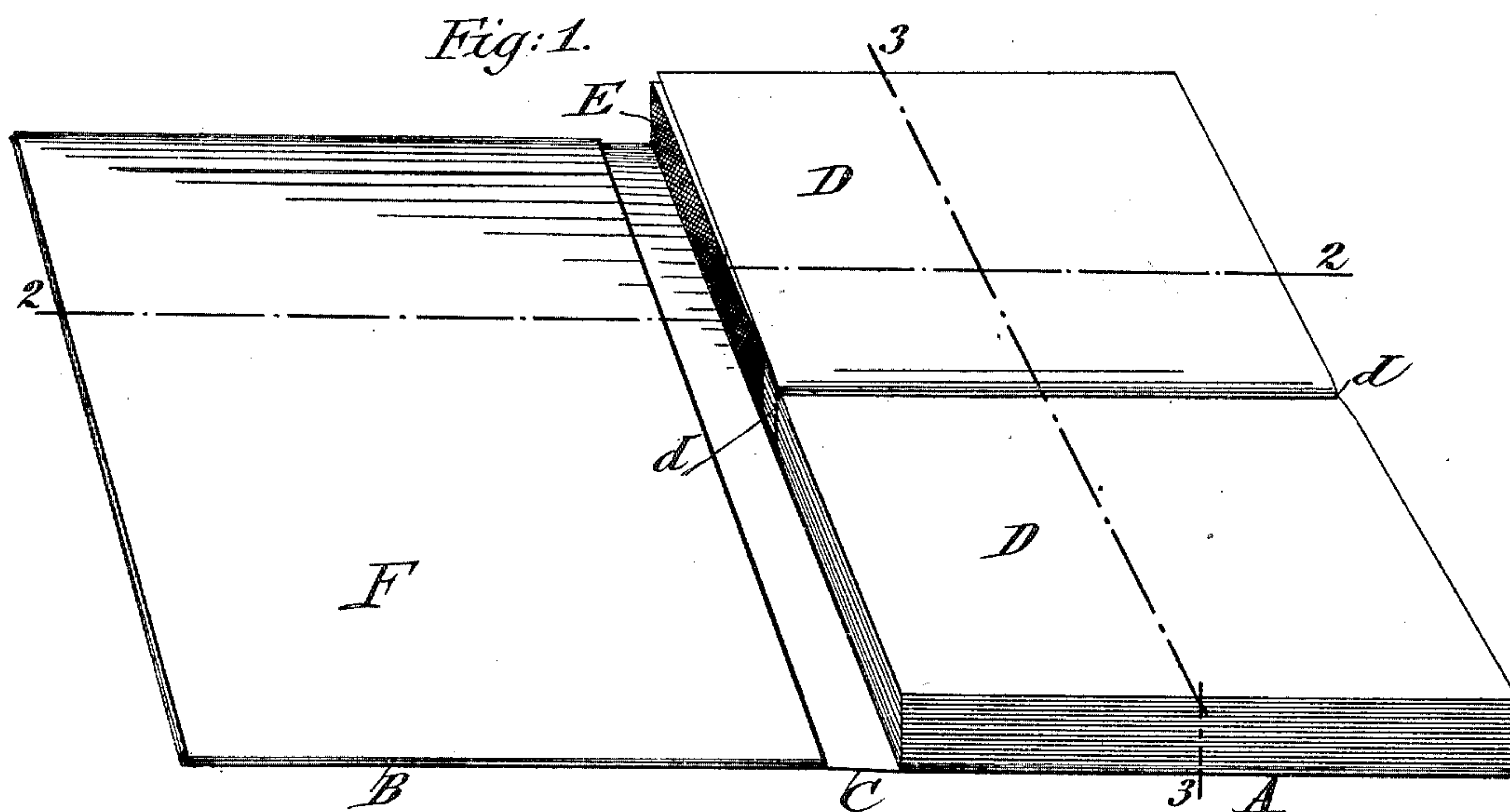
No. 649,711.

Patented May 15, 1900.

C. E. WEYAND.
WRITING PAD.

(Application filed Dec. 8, 1899.)

(No Model.)



WITNESSES:

M. H. Murphy
Frank Lewis

INVENTOR

Charles E. Weyand
BY *James H. Rogers*
ATTORNEYS

UNITED STATES PATENT OFFICE.

CHARLES E. WEYAND, OF NEW YORK, N. Y.

WRITING-PAD.

SPECIFICATION forming part of Letters Patent No. 649,711, dated May 15, 1900.

Application filed December 8, 1899. Serial No. 739,356. (No model.)

To all whom it may concern:

Be it known that I, CHARLES E. WEYAND, a citizen of the United States, residing at New York, borough of Brooklyn, and State of New York, have invented certain new and useful Improvements in Writing-Pads, of which the following is a specification.

This invention relates to writing-pads intended more particularly for correspondence; and the objects of the same are to provide a writing pad or tablet in which the sheets of paper are arranged so that correspondence can be facilitated and to furnish a convenient and unique means for retaining sheets of note-paper especially in serviceable and attractive form.

My invention consists in certain novel features of construction to be hereinafter described and then claimed.

In the accompanying drawings, Figure 1 is a perspective view of my improved writing-pad, showing the top sheet folded over for use. Fig. 2 is a section on line 2 2, Fig. 1, showing the cover-flap open in full lines and closed in dotted lines. Fig. 3 is a section on line 3 3, Fig. 1; and Fig. 4 is an enlarged broken section through the registering creases or scoring-lines of a number of sheets.

Similar letters of reference indicate corresponding parts.

Referring to the drawings, A indicates the backing of a pad or tablet, which may have a cover-flap B connected therewith by means of a hinge-strip C, so as to close the sheets D of the pad within it and the backing. Broadly, I desire it understood that all of the said inclosing parts for the sheets may be omitted.

The sheets of paper D are preferably cut to one size, and previously to padding the sheets are scored or creased along the middle line at *d*, the sheets being piled together so that the scores or creases register the one with the other, the scoring being produced on the upper sides of the sheets, so that they may be readily folded together at such sides. In flat unfolded form the sheets are connected at one edge of one leaf at one side only, so as to permit the leaves at the other side

to fold freely, by means of a gummed muslin strip E or the equivalent, which is also pasted to the inner edge of the backing. The pasted portion of the leaves is here located adjacent to the hinge-strip C, so that when the cover-flap is closed it is hidden from view. Thus the leaves at one end of the backing are connected therewith, while those at the other end are detached from each other.

The described writing-pad is made use of by simply folding the free leaf of the upper sheet over upon the connecting-leaf, writing upon the upper surface of the folded-over leaf, then unfolding and writing upon the exposed surface, and when the accessible surfaces have been partly or entirely used detaching the connected leaf from the pad. A blotter F is preferably attached to the inner side of the cover-flap B for evident blotting purposes.

By making the scored or creased sheets in flat form the same may be tableted in comparatively-small compass, and the scores or creases always assure that the sheets may be accurately folded the same as note-paper.

Having thus described my invention, what I claim as new, and desire to secure by Letters Patent, is—

A writing-pad, composed of a stiff backing, a cover-flap having a flexible connection at one edge with one edge of the backing, a plurality of sheets located between the backing and cover-flap and creased or scored at right angles to the said flexible connection so as to form leaves, said sheets being opened out flat, and a strip of suitable material located wholly to one side of the creases of the sheets and pasted to the said connected edge of the backing and to those edges of the sheets located adjacent said flexible connection, substantially as set forth.

In testimony that I claim the foregoing as my invention I have signed my name in presence of two subscribing witnesses.

CHARLES E. WEYAND.

Witnesses:

GEO. L. WHEELLOCK,
M. HENRY WURTZEL.