

No. 649,674.

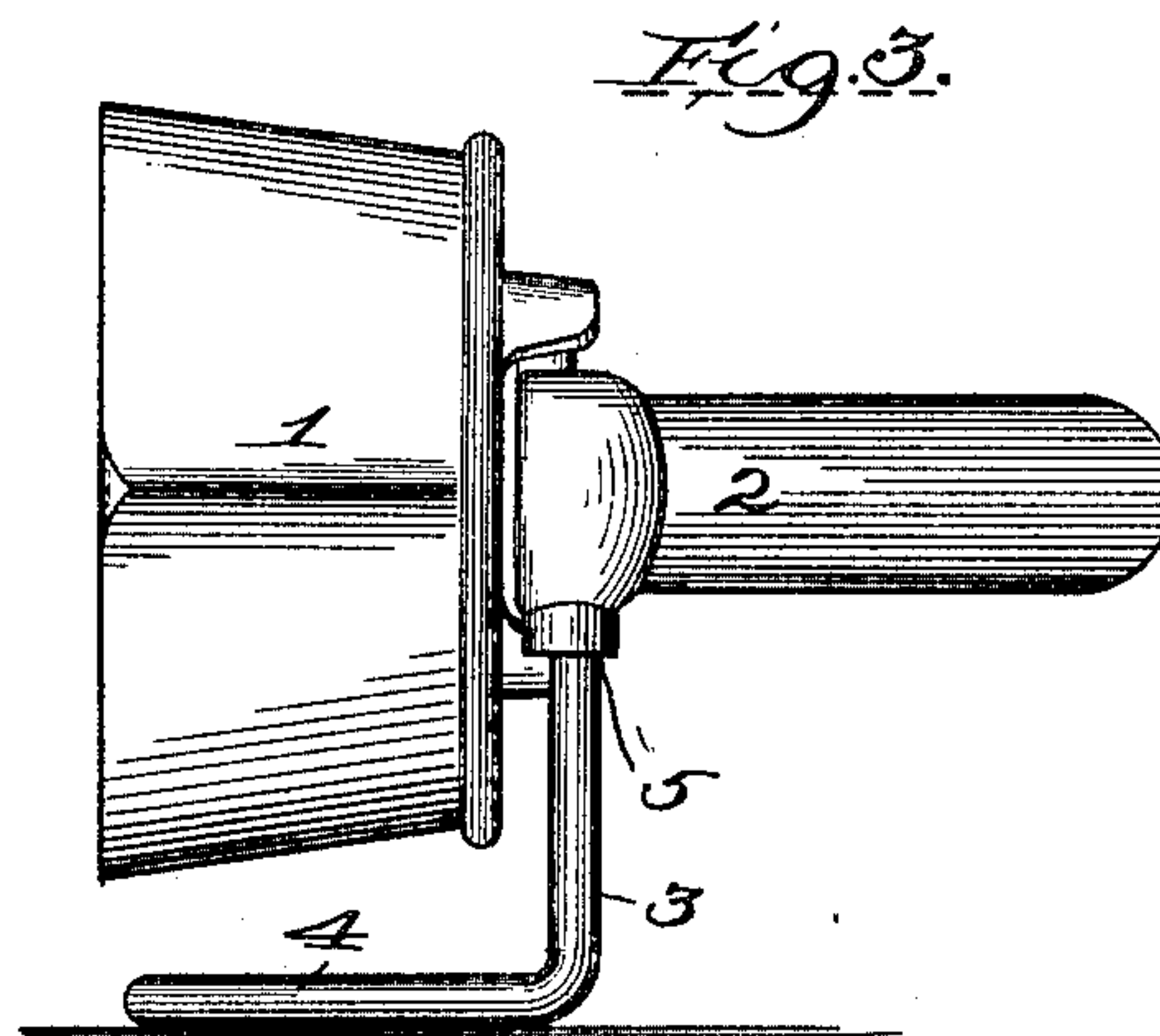
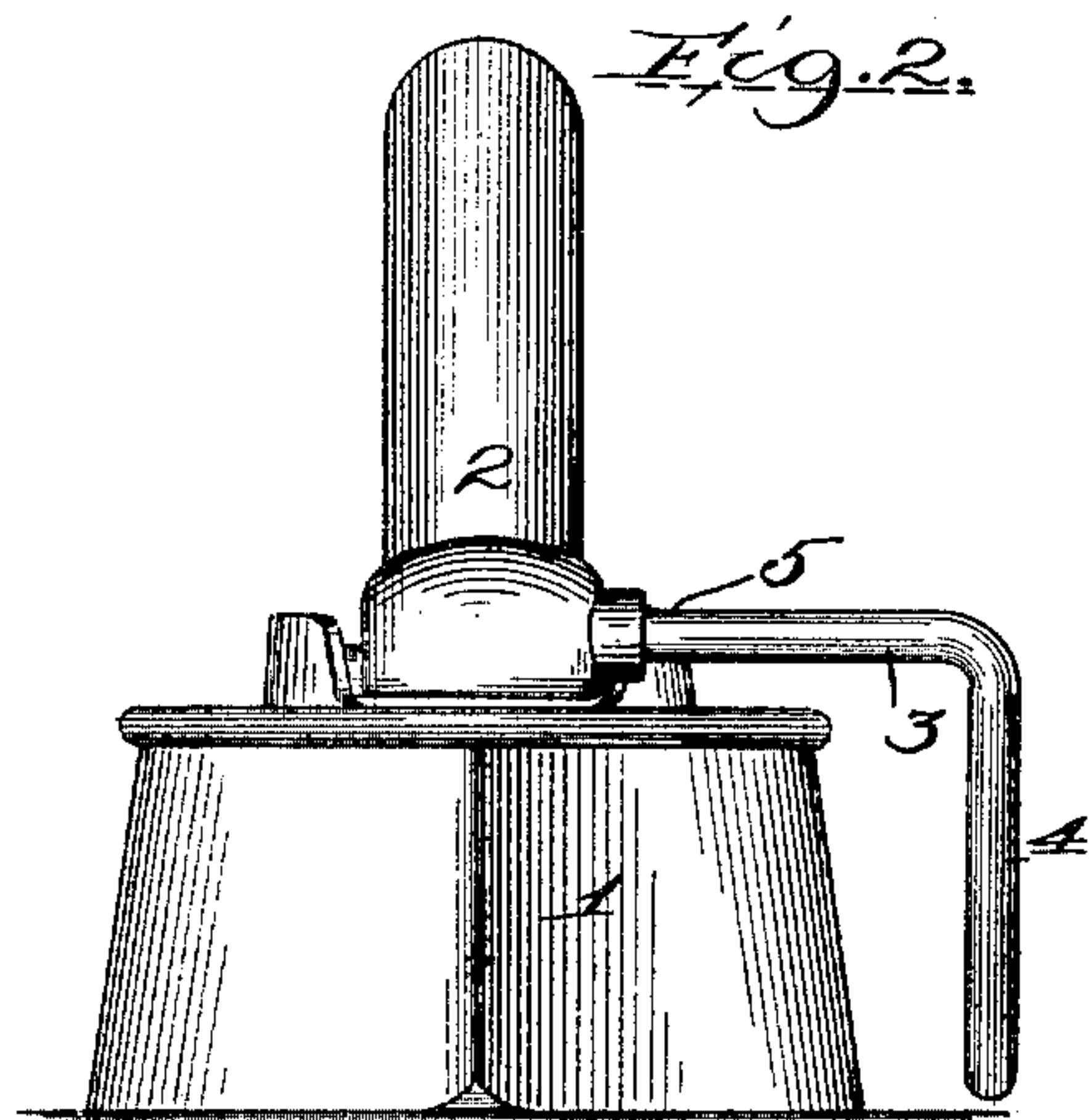
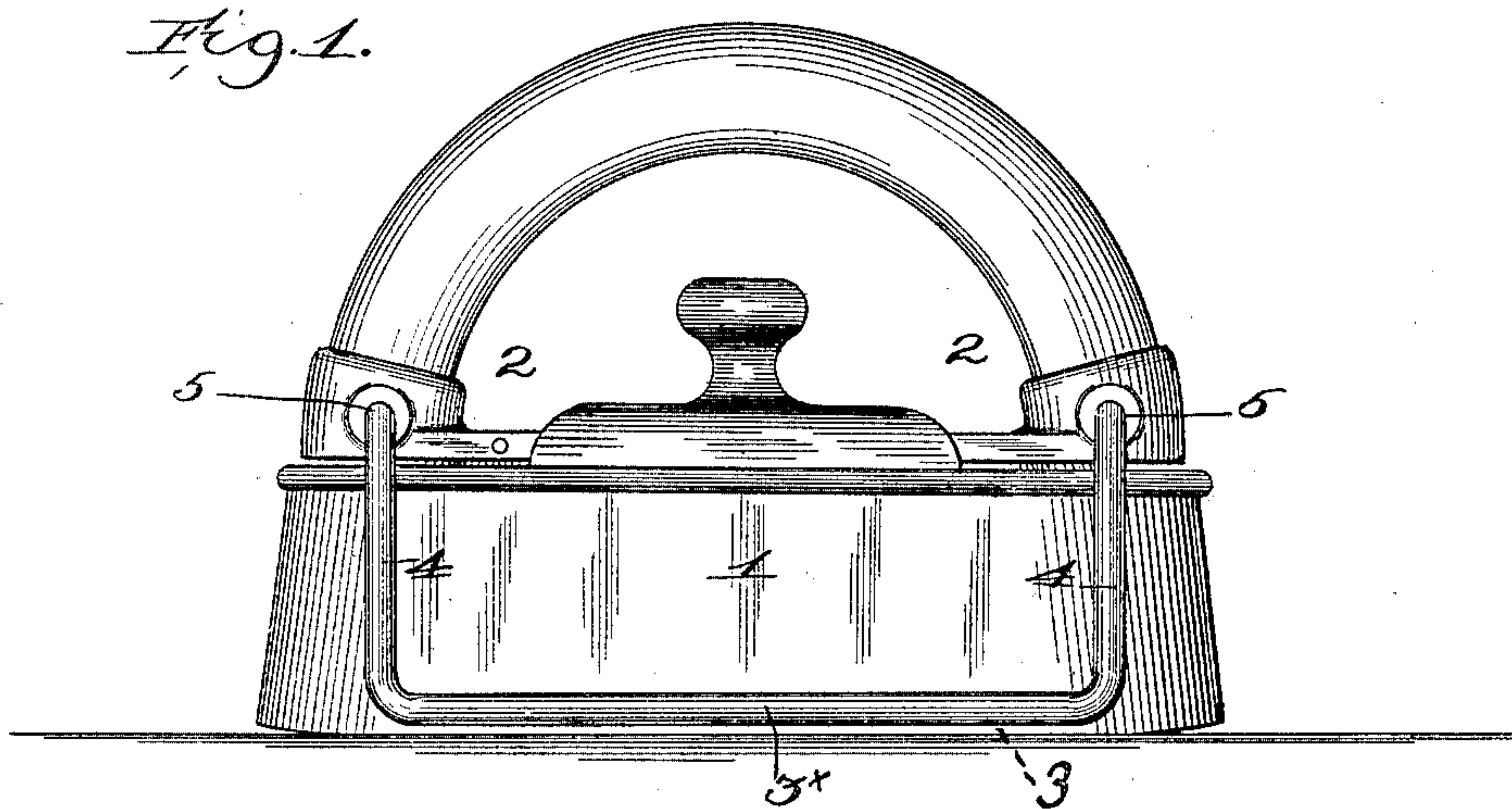
Patented May 15, 1900.

E. C. PHILLIPS.

SAD IRON REST.

(Application filed June 10, 1899.)

(No Model.)



ATTEST:

Wm B L White
H. White.

INVENTOR:

ELWOOD C. PHILLIPS,

BY *Robert Burns* ATTORNEY.

UNITED STATES PATENT OFFICE.

ELWOOD C. PHILLIPS, OF CHICAGO, ILLINOIS.

SAD-IRON REST.

SPECIFICATION forming part of Letters Patent No. 649,674, dated May 15, 1900.

Application filed June 10, 1899. Serial No. 720,082. (No model.)

To all whom it may concern:

Be it known that I, ELWOOD C. PHILLIPS, a citizen of the United States of America, and a resident of Chicago, in the county of Cook
5 and State of Illinois, have invented certain new and useful Improvements in Sad-Iron Rests, of which the following is a specification.

The present invention relates to a rest attachment for sad-irons for supporting the
10 same, when not in active use, with their ironing-surface out of contact with the surface of the ironing table or stand.

The present improvement has for its object to provide a simple and efficient attachment
15 for sad-irons by means of which the sad-iron when not in active use is supported out of contact with the surface of the ironing-table and in such a position or manner that the heated currents of air arising from the body
20 portion of the sad-iron will have no tendency to heat the handle portion thereof. I attain such objects by the construction and arrangement of parts illustrated in the accompanying drawings, in which—

25 Figure 1 is a side elevation of a sad-iron with the present invention applied; Fig. 2, an end elevation of the same in position for active use; Fig. 3, a similar view illustrating the use of the present invention in supporting a sad-iron when not in active use.
30

Similar numerals of reference indicate like parts in the different views.

Referring to the drawings, 1 represents the main body portion of the sad-iron, and 2 the
35 handle portion thereof, of any usual and well-known construction.

The present support or rest 3 consists of a piece of metal, preferably stout wire, bent into angular form to present a supporting-base,
40 and it consists of the portion 3^x, extending lengthwise of the iron, the ends of which portion are bent upward to form the supporting-

base 4, which may extend approximately the height of the body portion of the iron. The ends of the supporting-base 4 are again bent
45 to form the attaching-arms 5, by which the support or rest is secured in place.

The present rest or support will be secured in any suitable manner to the sad-iron by means of its angular portions 5, and preferably to the removable handle portion 2, when
50 my invention is applied to that type of sad-iron in which the handle portion is made removable.

While in the drawings I have shown the
55 rest or support 3 as formed of a single piece of wire bent to the required shape, it is still within the scope of the present invention to form the same of plate metal or by means of malleable casting, as the judgment of the con-
60 structor may suggest.

When not in use, the sad-iron will be turned on its side and supported by the present rest or support in manner indicated in Fig. 3, and it is apparent that with the present construction and as illustrated in Fig. 2 there will be
65 but little, if any, interference with the ordinary use of the sad-iron.

Having thus fully described my said invention, what I claim as new, and desire to secure
70 by Letters Patent, is—

The combination with a sad-iron of a rest or support therefor provided with a portion extending lengthwise of the iron and having its ends bent to provide a supporting-base,
75 the ends of the base portion being also bent to provide attaching-arms by which the rest is secured to the iron.

In testimony whereof witness my hand this 8th day of June, 1899.

ELWOOD C. PHILLIPS.

In presence of—

ROBERT BURNS,
H. A. NOTT.