

No. 649,656.

L. H. BROOKS.
COLLAR BUTTON.

Patented May 15, 1900.

(Application filed Mar. 31, 1900.)

(No Model.)

Fig. 1.

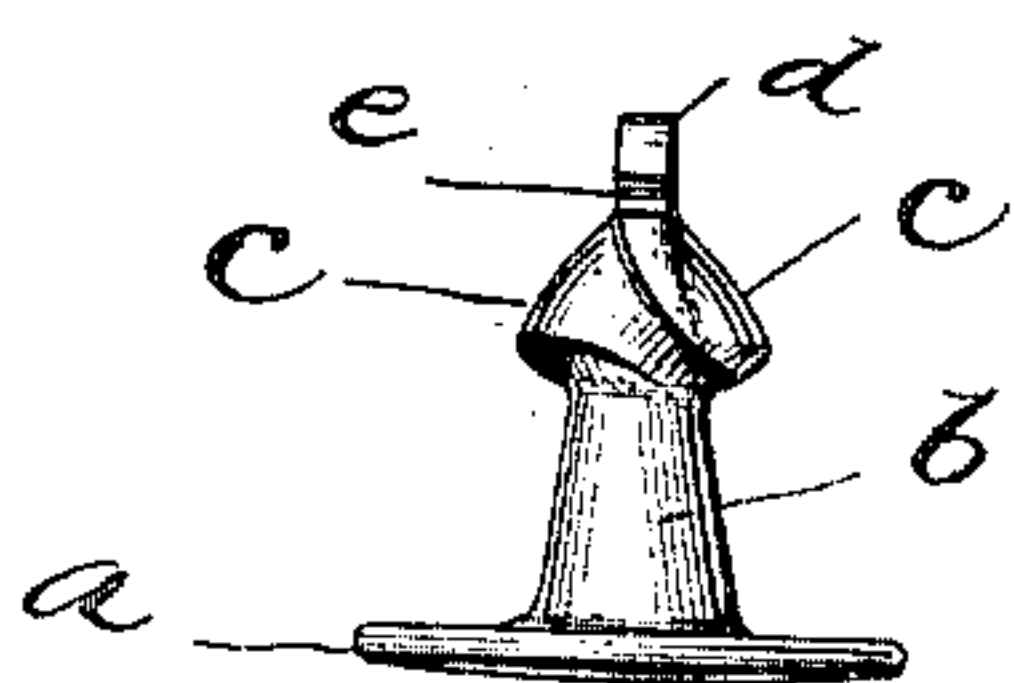


Fig. 2.

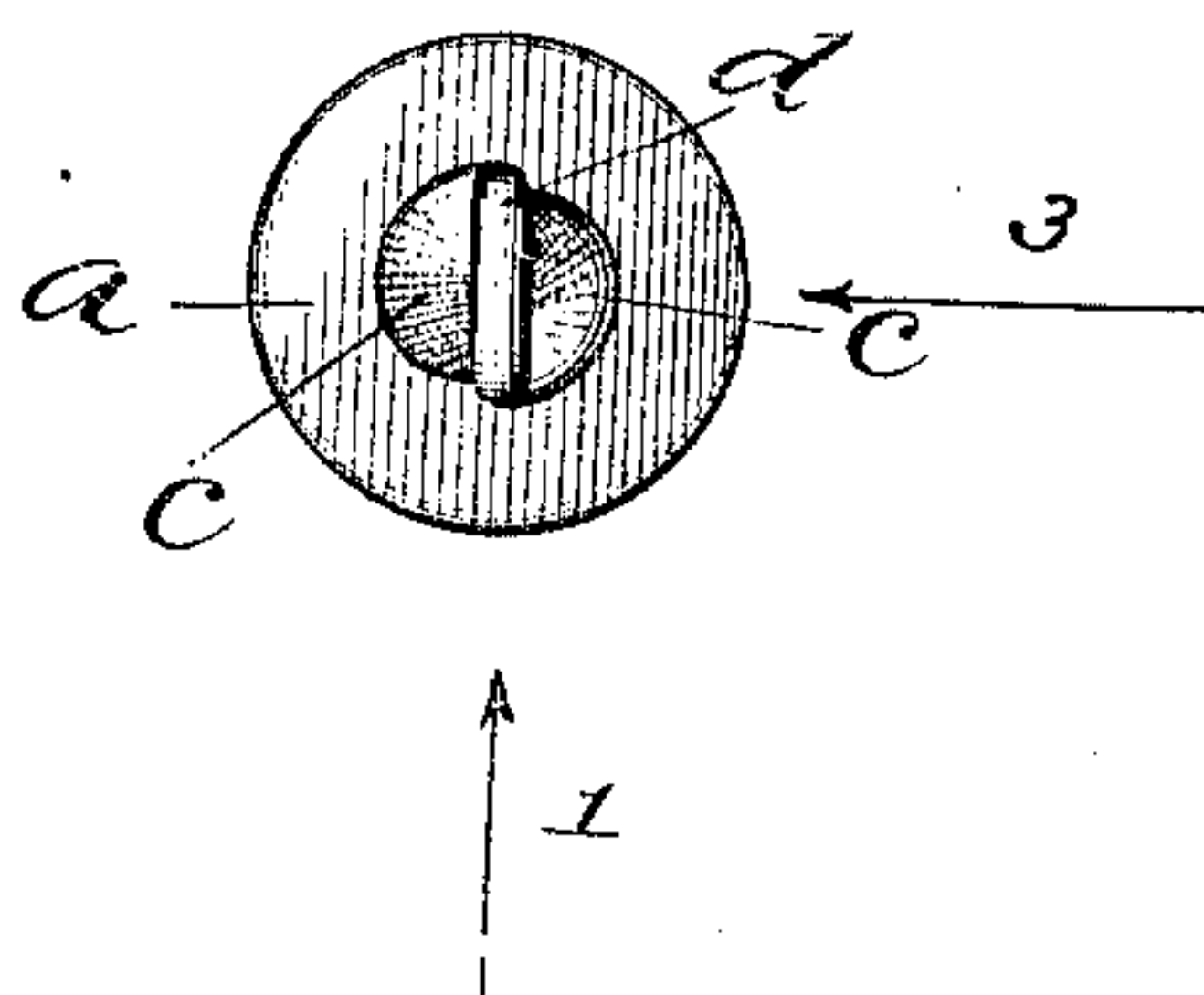


Fig. 3.

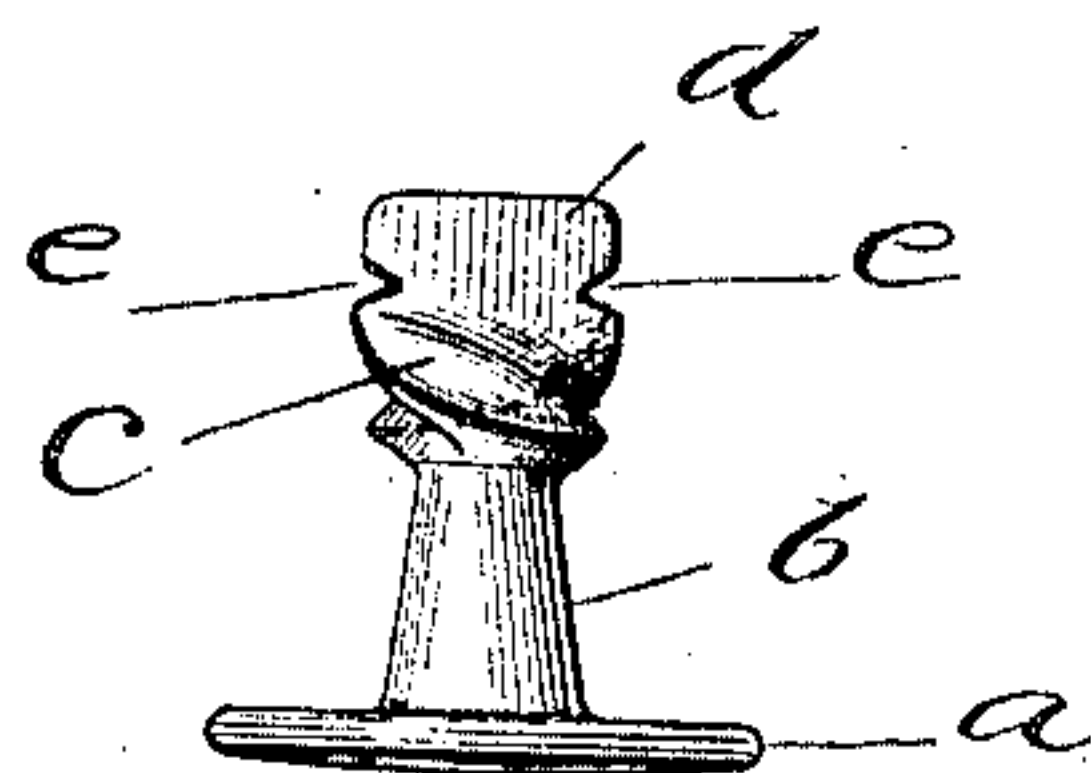
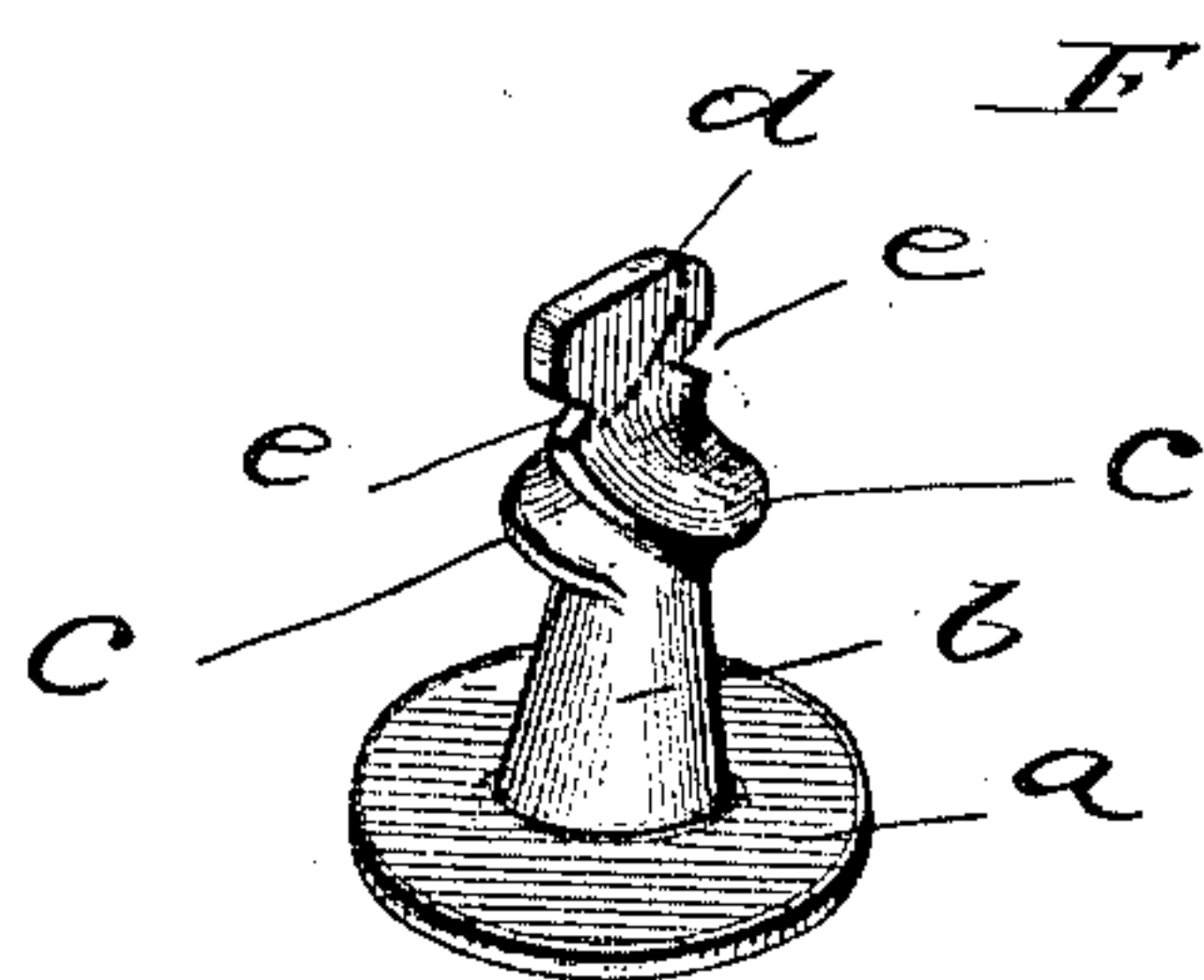


Fig. 4.



Witnesses
George D. Richards
Geo. M. Copenhagen.

Inventor
Lucius Homer Brooks
By David Davis
Attorneys

UNITED STATES PATENT OFFICE.

LUCIUS HOMER BROOKS, OF McDONOUGH, GEORGIA.

COLLAR-BUTTON.

SPECIFICATION forming part of Letters Patent No. 649,656, dated May 15, 1900.

Application filed March 31, 1900. Serial No. 10,955. (No model.)

To all whom it may concern:

Be it known that I, LUCIUS HOMER BROOKS, a citizen of the United States, residing at McDonough, in the county of Henry and State of Georgia, have invented certain new and useful Improvements in Collar-Buttons, of which the following is a full, clear, and exact specification, reference being had therein to the accompanying drawings, in which—

10 Figure 1 is a side elevation looking at the button from arrow No. 1, shown on Fig. 2; Fig. 2, a top view of the button; Fig. 3, a side elevation looking in the direction of arrow No. 3, shown on Fig. 2; and Fig. 4, a perspective view of the button.

15 The object of this invention is to provide a collar-button with a head portion that will facilitate the insertion of the button into the buttonholes of collar-bands, wrist-bands, collars, &c., and at the same time afford means for holding a necktie in place, as more fully hereinafter set forth.

20 In the drawings, *a* designates the usual back piece or base, and *b* the central shank, upon the upper end of which is formed integral a head having a peculiar shape. This head is formed of two spiral webs *c*, oppositely disposed and making substantially a half-turn around the head, thereby forming
30 a sort of double screw-thread. The lower ends of these screw-like threads terminate abruptly to form the under shoulder of the head, and their upper ends curve into and are connected integrally by a vertical flange or plate *d*, which extends entirely across the top of the head, centrally thereof, and is flat, the spiral webs being connected to it at opposite ends, as shown. With a construction of this sort it will be observed that it is simply necessary to insert the transverse entering point *d* into the buttonhole and then give the button a quarter-turn, keeping it pressed slightly against the buttonhole, whereupon it

will pass through the buttonhole with the utmost ease, injury by cutting or distorting the stiffly-starched edges of the buttonhole being entirely avoided. The part *d* serves as a sort of handle to pull and turn the button through the hole after it has been passed through sufficiently to be grasped by the fingers, so that pressure upon the base of the button is unnecessary. It will be observed that it is essential that the screw portion be formed of two oppositely-disposed spiral web portions and that these two parts shall terminate in a central transverse entering edge or projection.

The ends of the point or projection *d* may be notched where they join the outer edges of the respective spiral webs, as shown at *e*, for the reception of the metal loops or clips on the backs of neckties and bows, so that the same shall be prevented from riding up on the collar.

Having thus fully described my invention, what I claim, and desire to secure by Letters Patent, is—

1. A button of the class described having its head portion formed of a pair of oppositely-disposed spiral webs connected across the top of the head by a flat entering projection, as *d*, substantially as and for the purpose set forth.

2. A collar-button comprising a base and a shank and a head formed of oppositely-disposed spiral webs and a connecting entering plate or projection extending across the top of the head and provided at its opposite ends with notches, substantially as set forth.

In testimony whereof I hereunto affix my signature, in the presence of two witnesses, this 28th day of March, 1900.

LUCIUS HOMER BROOKS.

Witnesses:

T. A. SLOAN,
PAUL TURNER.