

No. 648,182.

Patented Apr. 24, 1900.

Z. B. WEBB.
FOLDING BOX.

(Application filed July 14, 1899.)

(No Model.)

2 Sheets—Sheet 1.

Fig. 1.

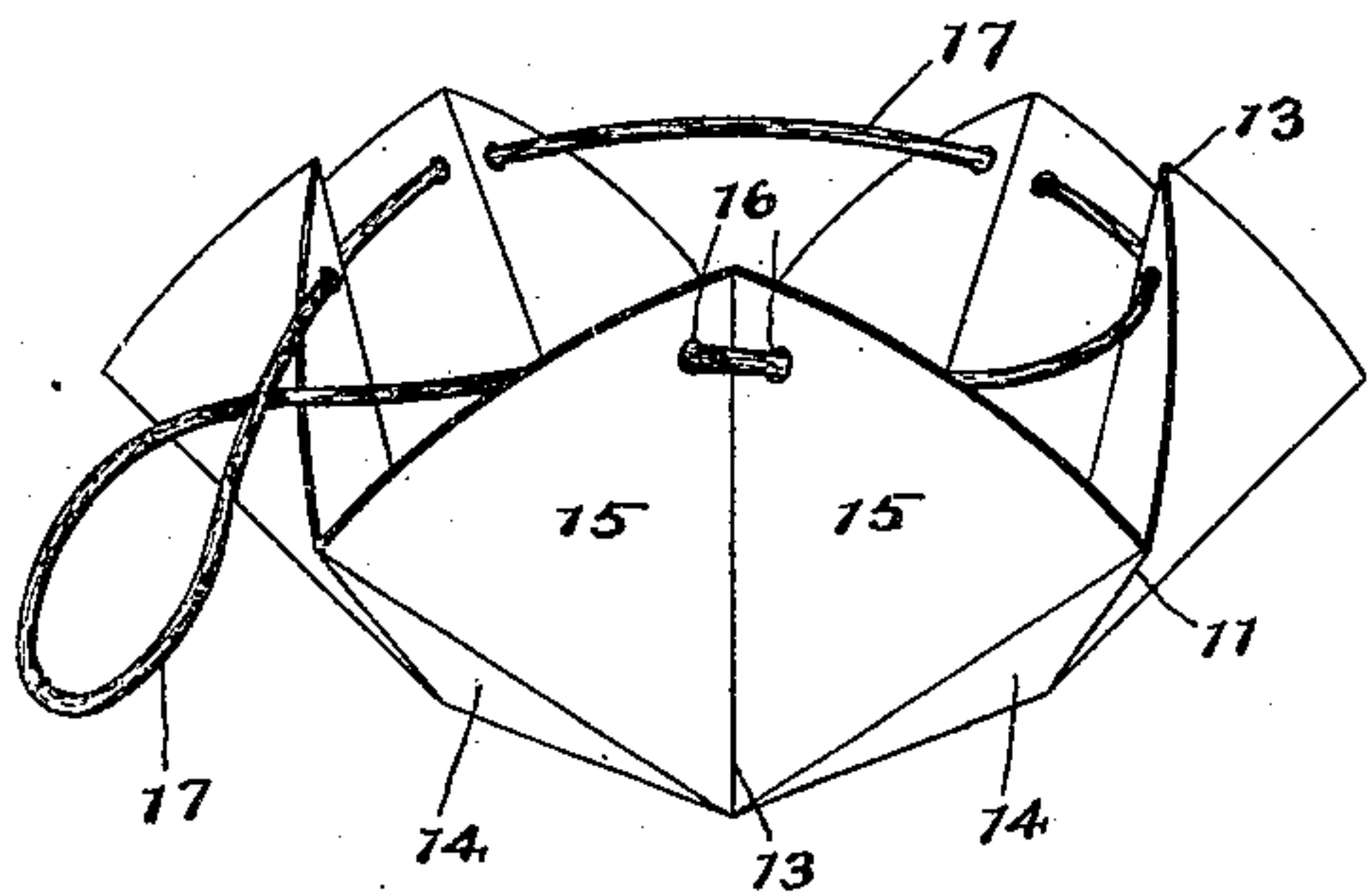


Fig. 2.

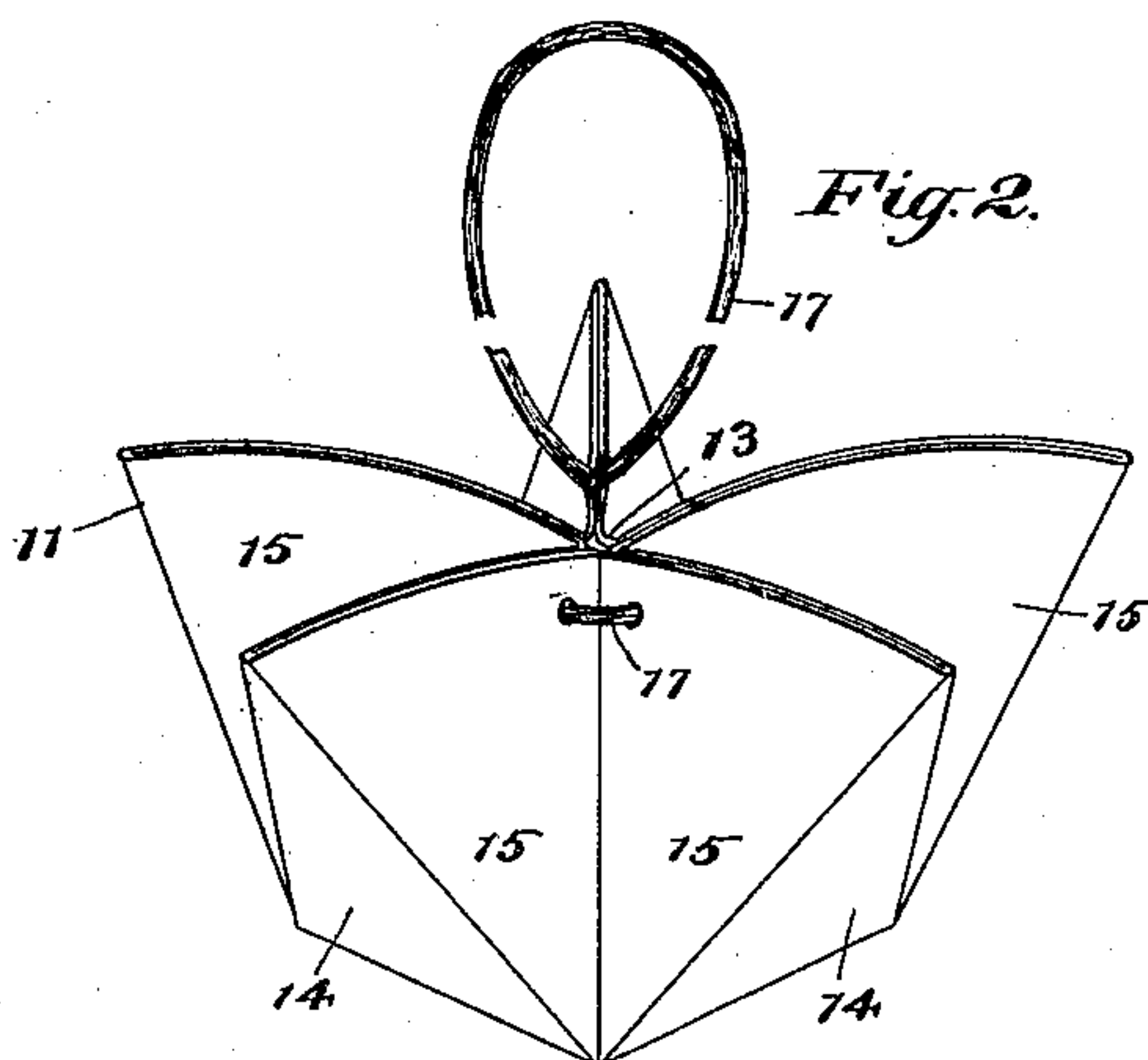


Fig. 3.

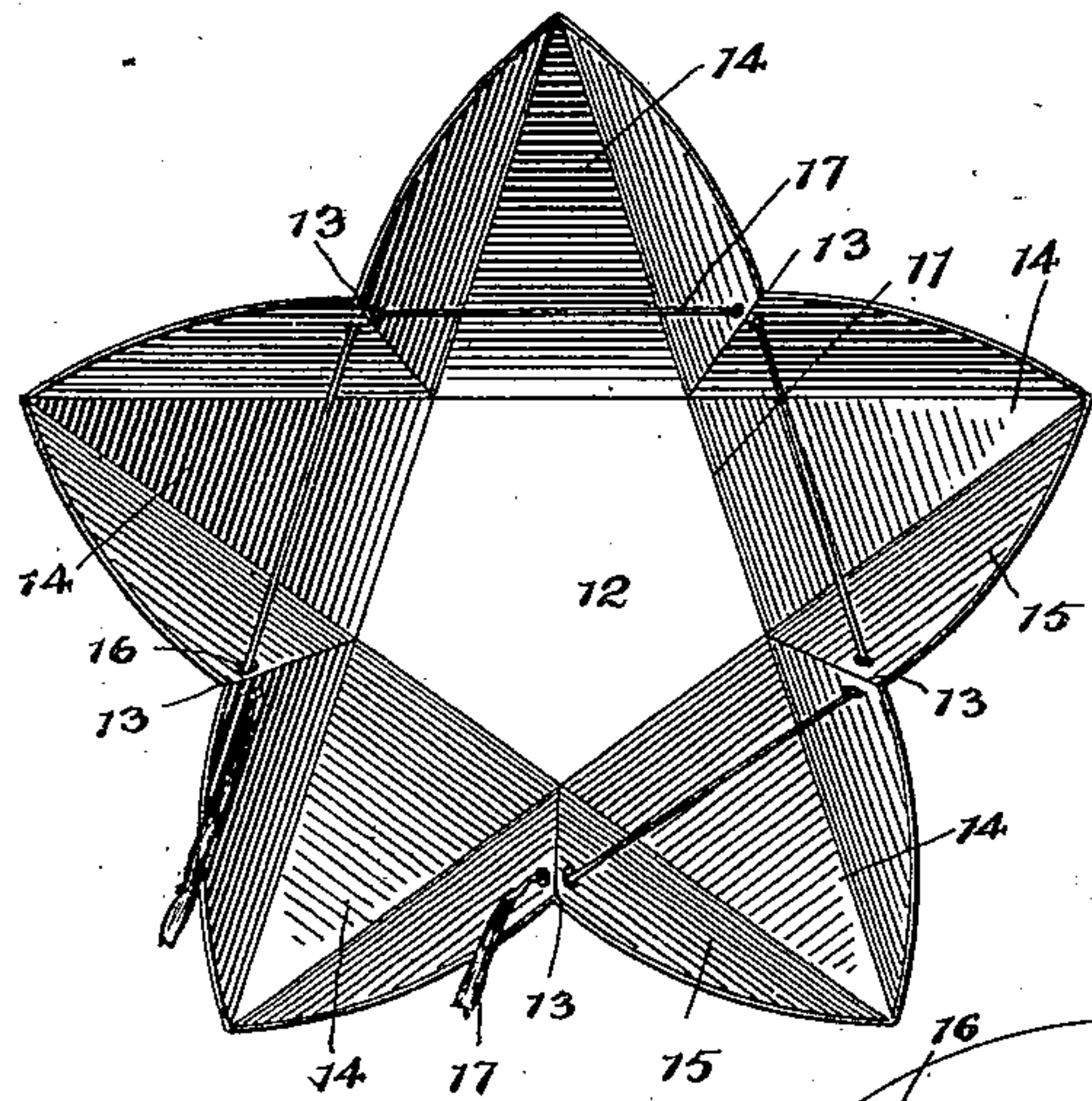


Fig. 4.

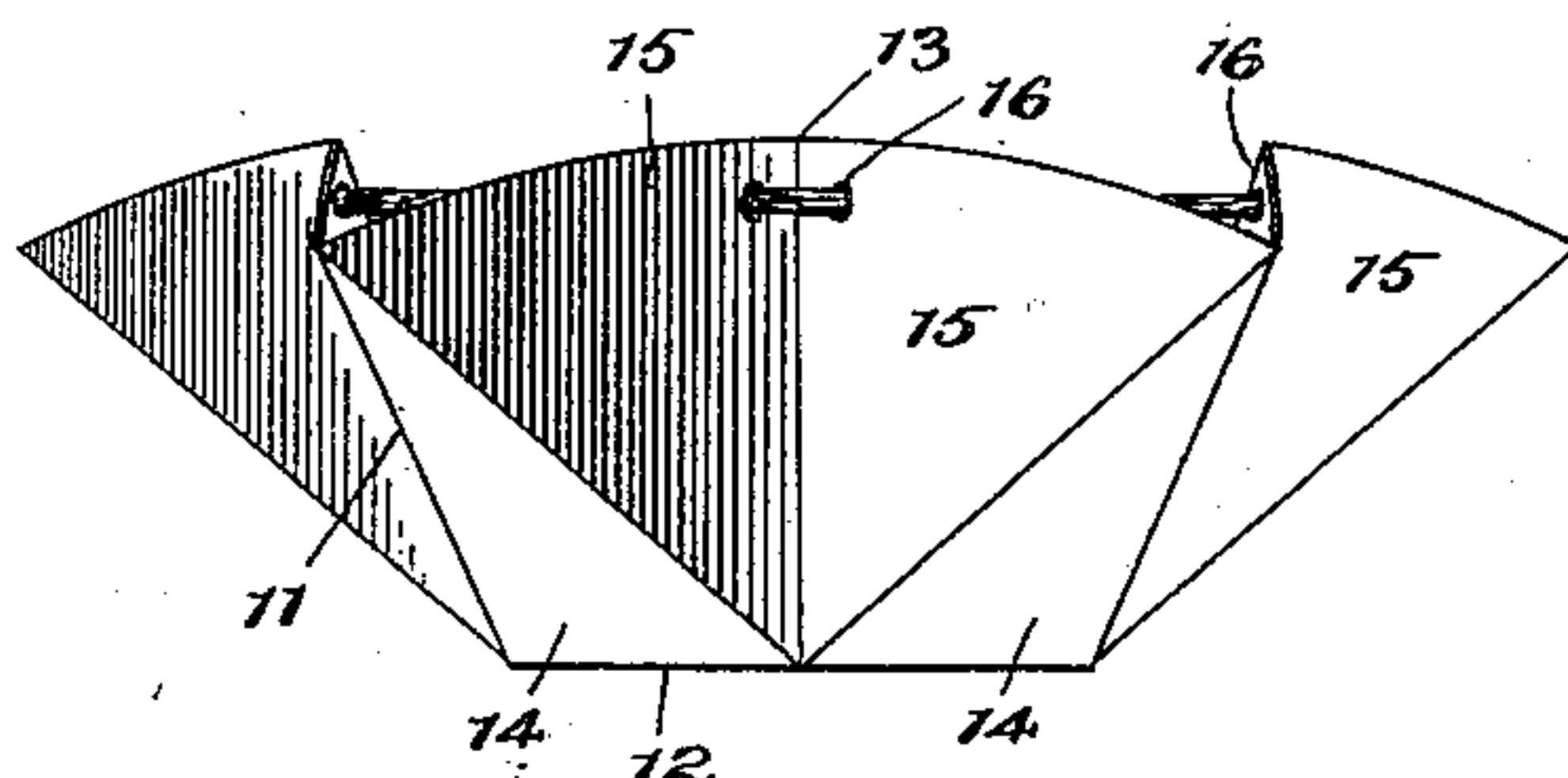
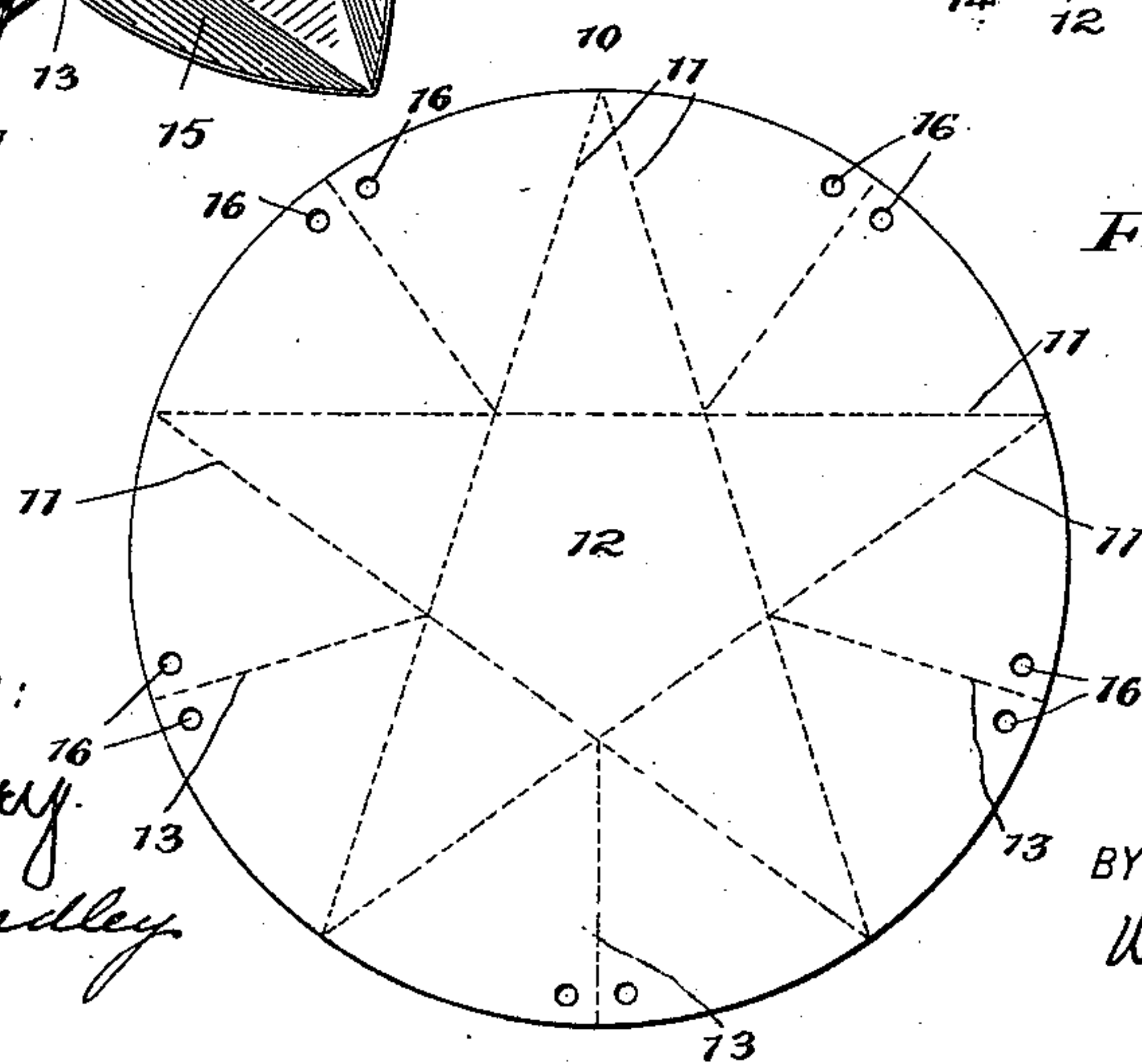


Fig. 5.



WITNESSES:

C. S. Cowley
William Hindley

INVENTOR

Zaida B. Webb,

BY

W. B. Hutchinson,
ATTORNEY

No. 648,182.

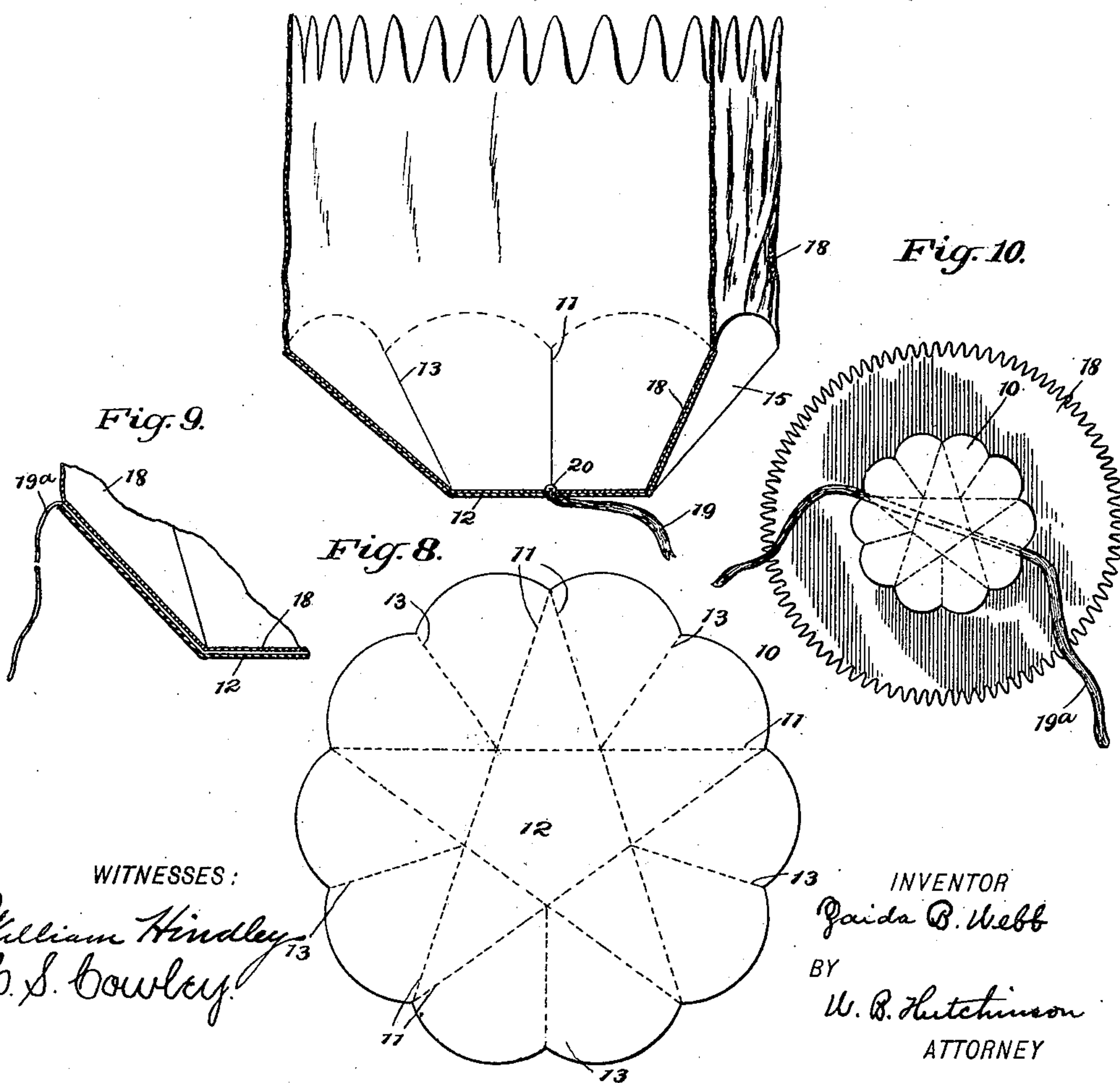
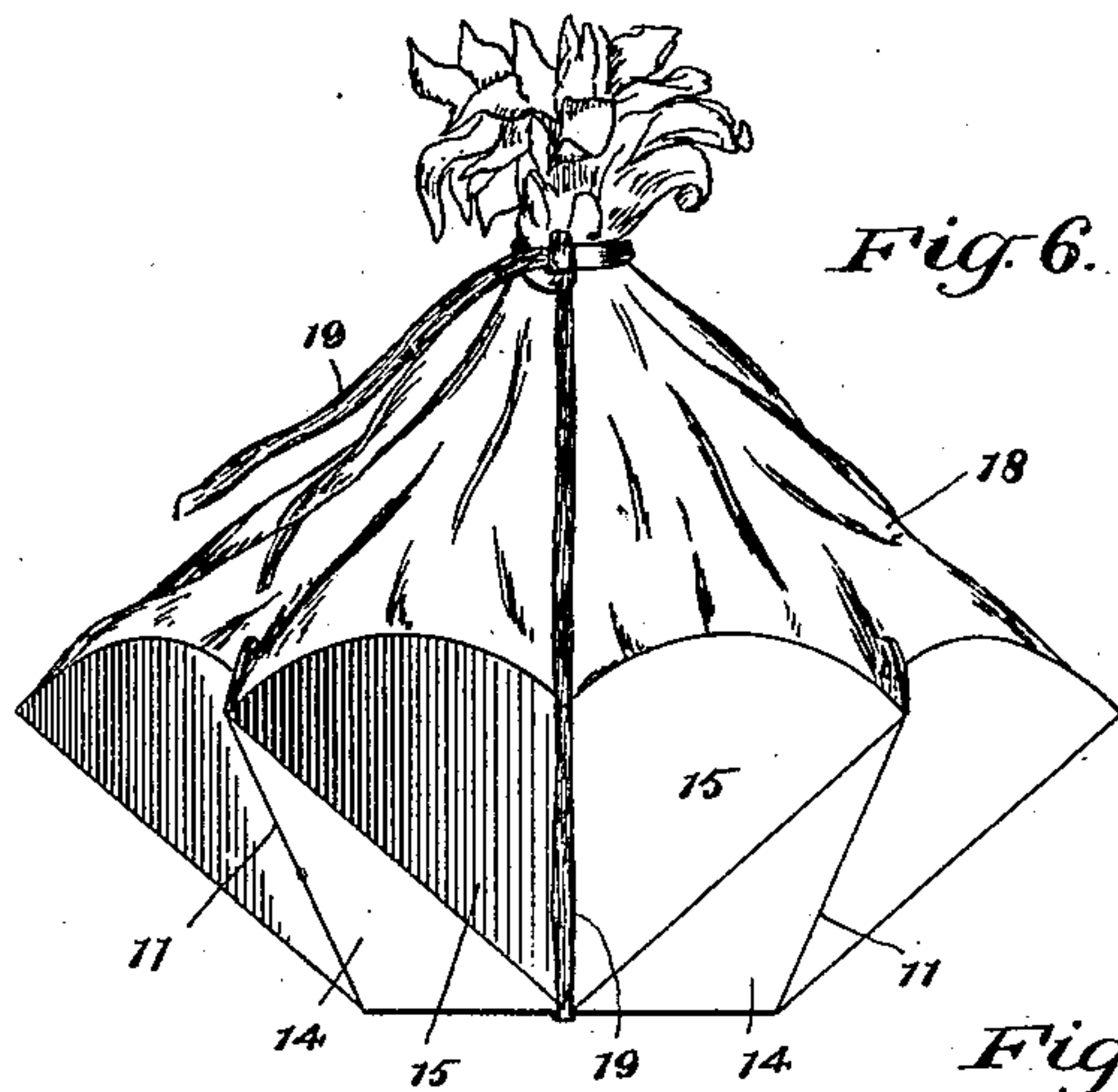
Patented Apr. 24, 1900.

Z. B. WEBB.
FOLDING BOX.

(Application filed July 14, 1899.)

(No Model.)

2 Sheets—Sheet 2.



WITNESSES:

William Hindley
C. S. Bowley

INVENTOR

Zaida B. Webb

BY

W. B. Hutchinson
ATTORNEY

UNITED STATES PATENT OFFICE.

ZAIDA B. WEBB, OF WHIPPANY, NEW JERSEY, ASSIGNOR, BY MESNE ASSIGNMENTS, TO HENRY S. WASHINGTON, OF LOCUST, AND JOHN S. W. THOMPSON, OF MORRISTOWN, NEW JERSEY.

FOLDING BOX.

SPECIFICATION forming part of Letters Patent No. 648,182, dated April 24, 1900.

Application filed July 14, 1899. Serial No. 723,750. (No model.)

To all whom it may concern:

Be it known that I, ZAIDA B. WEBB, of Whippany, in the county of Morris and State of New Jersey, have invented certain new and
5 useful Improvements in Folding Boxes, of which the following is a full, clear, and exact description.

My invention relates to improvements in folding boxes, and especially to more or less
10 ornamental boxes of this class.

The objects of my invention are to produce a very simple and inexpensive folding box which when open lies essentially flat and is of generally circular form and which when
15 formed into the box simply has the outer sides or its edge rather moved inward, so that the box is formed without any tucking, folding, pasting, or manipulation to any extent; also, to provide a convenient means for closing
20 and suspending the box to produce a bag-like extension giving to the box increased capacity, and while not prohibiting the use of the box for all practical purposes, yet to make it of such a nature that it can be easily manipu-
25 lated and adapted for holding bonbons or for other combined useful and ornamental purposes.

To these ends my invention consists of a folding box the construction and arrange-
30 ment of which will be hereinafter described and claimed.

In the drawings, wherein similar figures of reference designate similar parts, Figure 1 is a perspective view of the partially-open box
35 embodying my invention. Fig. 2 is a perspective view of the closed box. Fig. 3 is a plan view of the partially-open box. Fig. 4 is a side elevation of the same. Fig. 5 is a detail of the box-blank, and Figs. 6 to 10 are
40 views of a modification of the box, Fig. 6 being a side elevation of the closed box, Fig. 7 a vertical section of the open box, Fig. 8 a detail of the blank, Fig. 9 a sectional detail showing the arrangement of the binding-cord
45 and adjacent parts, and Fig. 10 an inverted plan view, on reduced scale, illustrating the attachment of the bag extension and a modification of the fastening-cord.

The box-blank 10 is of a generally circular
50 form, and it can be perfectly circular, as in

Fig. 5, or it may have scalloped or irregular edges, as in Fig. 8. In either case the blank is first scored on the lines 11, which form a conventional five-pointed star, and the cross-
ing lines also form the polygonal center 12, 55 which serves as the bottom of the box.

In order that the box may be conveniently folded, it is provided with a second series of radial scored lines 13, which extend from
60 points midway between the star-points on the edge of the blank to the intersection of the scored lines 11. This system of scoring thus forms a series of outwardly-flaring side pieces 14 and inwardly-flaring and meeting side
65 pieces 15, the outer edges of the latter uniting, of course, with the side pieces 14. It will be observed that this structure also makes the side pieces essentially triangular in shape, with the bases of the triangles outward in the
70 case of the side pieces 15 and with the bases inward in the case of the side pieces 14.

Near the outer edge of the box and adjacent to the meeting edges of the side pieces 15 the latter are perforated, as shown at 16, and through the perforation is run a cord 17, 75 the ends of which are united so as to make it endless. It will be seen then that by drawing on the cord the meeting edges of the side pieces 15 are all drawn together, as in Fig. 2. Thus a very unique and attractive box is
80 made having a general star-like effect, and when made of pretty material it is very ornamental. It is also capable of holding a reasonable quantity of material. It will be noticed that by loosening the cord the box can
85 be laid out perfectly flat, and it will be seen that there are no flaps, tongues, or other contrivances connected with the box, so that to close it up one has to simply pull on the gathering-cord 17. The latter forms a loop, 90
so that the box when either filled or empty can be suspended either for convenience or ornamentation.

As illustrated in Figs. 6 to 8, the edge of the box is scalloped for ornamental effect, and
95 the box has a bag-like extension 18, preferably of paper, though it can be made of cloth or any fabric, and this bag is pasted or otherwise secured to the blank on the inner side
so as to entirely cover the same. A cord 19 100

is run through the center of the box-bottom and preferably provided with a knot 20 to keep it from slipping through. Then when the bag and box are filled the bag can be gathered at the top, as in Fig. 6, and the cord 19 tied around it. The preferred means of attaching this bag-like extension to the box is shown in Fig. 10, in which the paper is cut essentially circular, as shown by the dotted lines in the figure referred to, and is pasted or otherwise fastened flat upon the blank of the box, and in this case instead of using the cord 19, as stated, the cord may be stretched straight across the blank and fastened between the paper and the blank, as shown at 19^a in Figs. 9 and 10, so that the free ends can be gathered up to tie the package or box when necessary. It will of course be clearly understood, however, that the cord may be attached or applied in many ways without affecting the invention, and attention is called to the fact that where attached as shown in Figs. 6 and 7 the cord is especially applicable to the form of box made to simulate a flower, and in this case the cord represents the stem. This structure, as illustrated in Figs. 6 to 10, can be made very ornamental. For instance, the star-like blank can be colored blue with a series of small stars produced in white thereon, while the flexible top can be striped red and white like the American flag, so that the national colors are very prettily displayed; but the box may be colored, of course, in accordance with other national flags and emblems, or it can be painted and colored to simulate flowers of certain kinds. The box may be not only colored and ornamented to represent flowers, but it can be given a shape closely approximating various kinds of flowers, so that the shape, taken in connection with the ornamentation, makes a very handsome affair, bearing a close resemblance to the flowers which it is designed to imitate. Of course this matter of ornamentation forms no part of the invention, and a few of the ornamental devices are suggested so as to show more clearly the utility of the structure.

It is obvious that when the bag attachment is used it can be made of different materials and colored and ornamented to suit the taste; also that in this latter case the cord can be dispensed with, if desired, and it will be further seen that the score-lines may be increased or their direction changed slightly without affecting the character of the invention. It will be understood, too, that the extension-top,

either with or without the cord, serves to hold the side pieces of the box in either infolded or partially-infolded position to form a receptacle, serving in this case the purpose of the cord 17.

Having thus described my invention, I claim as new and desire to secure by Letters Patent—

1. A folding box, comprising a generally-circular blank scored across to form a star, and other score-lines extending from the edge of the blank to the intersecting star-lines, thus making a polygonal bottom and angular side walls forming an irregular outline, the said side walls meeting along their side edges so that when the box is set up, a series of outwardly and inwardly extending parts are formed.

2. A folding box comprising a generally-circular blank having a polygonal bottom scored around, and score-lines regularly spaced extending from the said bottom to the edge of the blank whereby when the edge is gathered up essentially-triangular and non-separable meeting side pieces are formed, substantially as described.

3. A folding box, comprising a polygonal bottom, a series of angular side pieces extending from the bottom and separated therefrom by score-lines, said side pieces meeting along their side edges and having meeting top edges, so that a series of outwardly and inwardly extending angular parts are formed, and a cord or equivalent fastening to hold the meeting edges together.

4. A folding box comprising a polygonal bottom, a series of outwardly and inwardly flaring side pieces arranged around the bottom, the inwardly-extending side pieces being adapted to meet together along their upper edges and at the center, and a cord extending through the said inwardly-flaring side pieces, substantially as described.

5. A folding box comprising a polygonal bottom, a series of essentially-triangular pieces projecting outward from the bottom and adapted to fold inward to form the box, the score-lines being arranged to form a series of flaring facets arranged at angles to each other and making the wall of the box, and means for holding the side pieces in their infolded position.

ZAIDA B. WEBB.

Witnesses:

WARREN B. HUTCHINSON,
J. A. E. CRISWELL.