

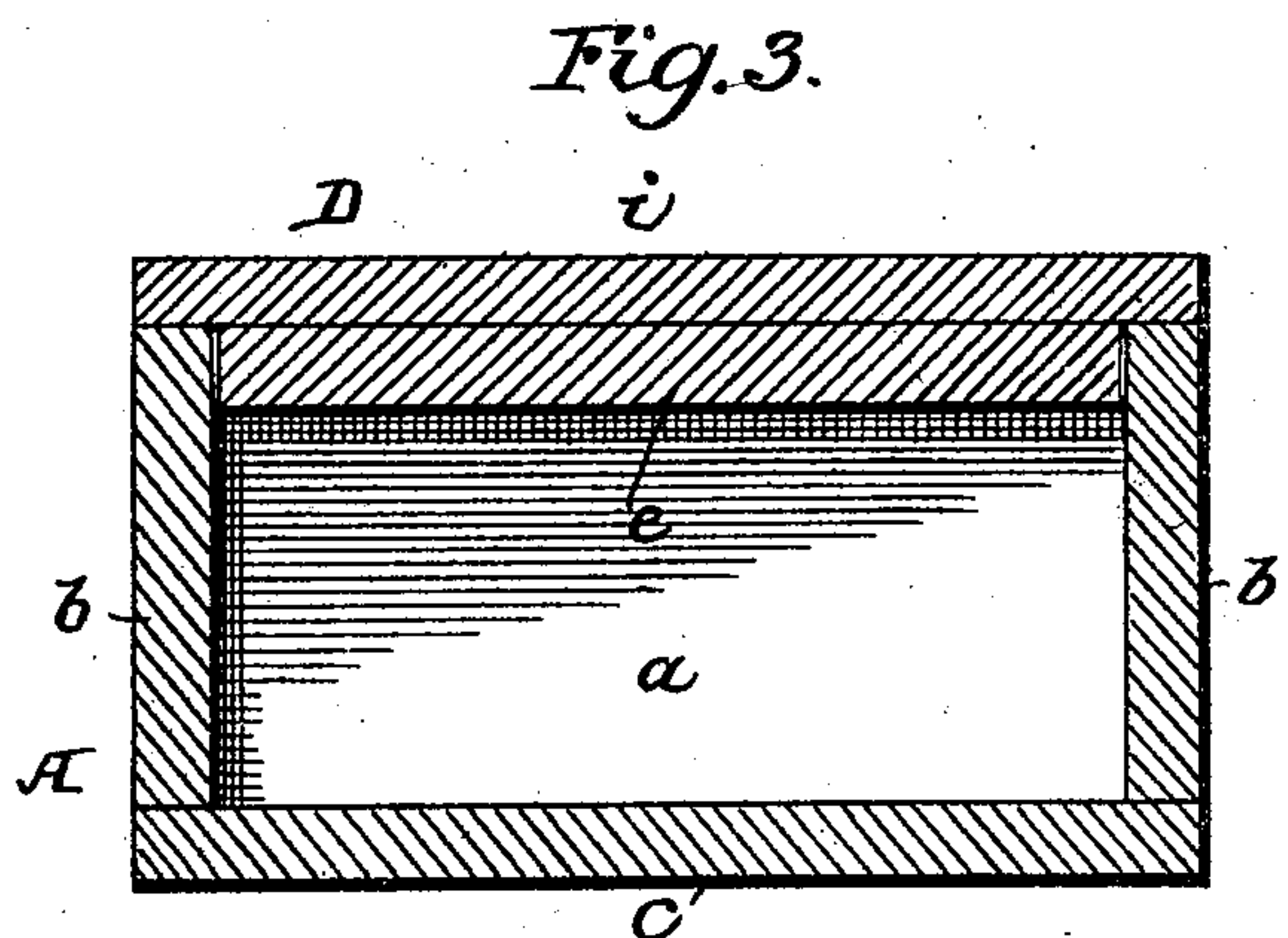
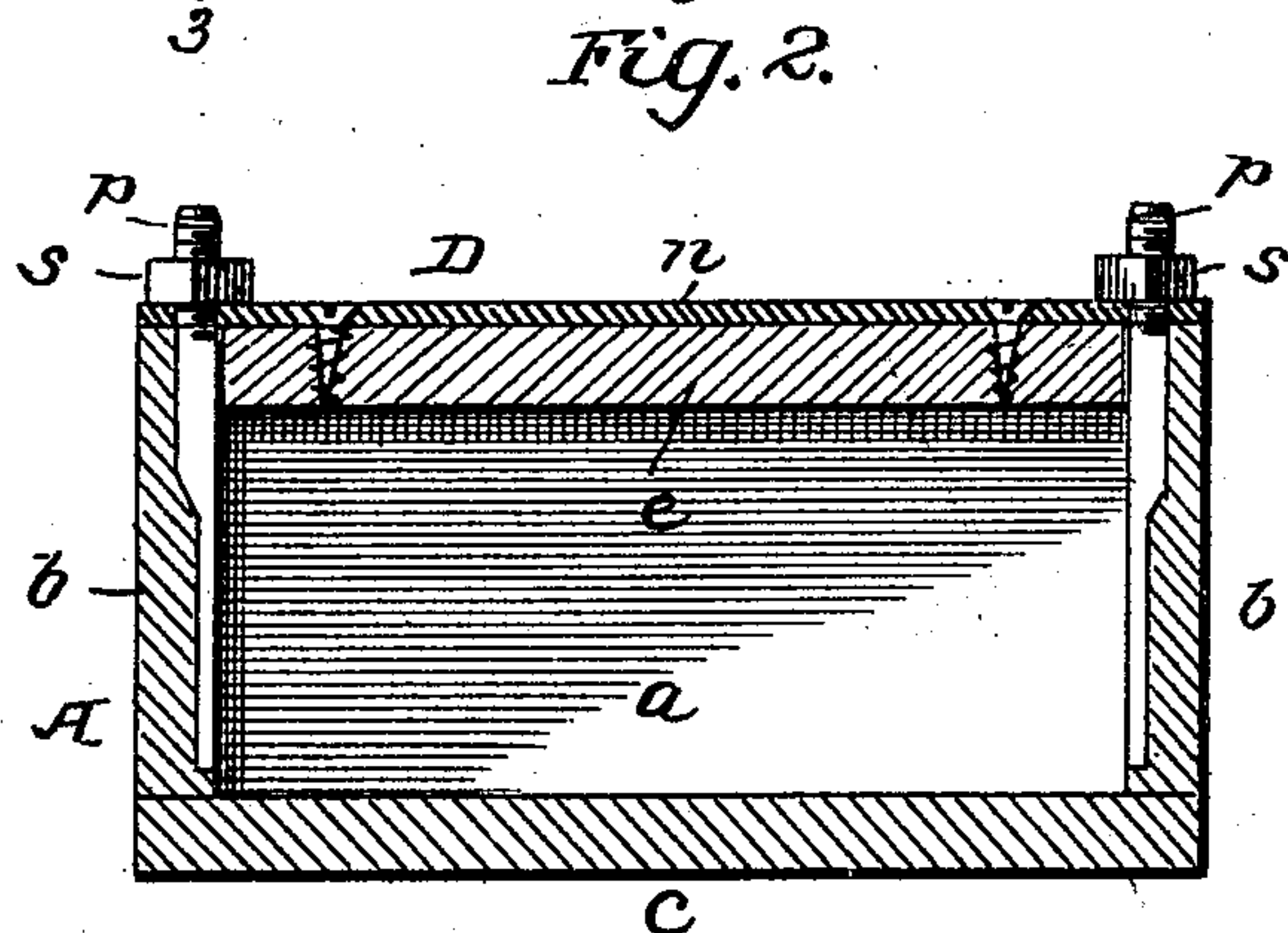
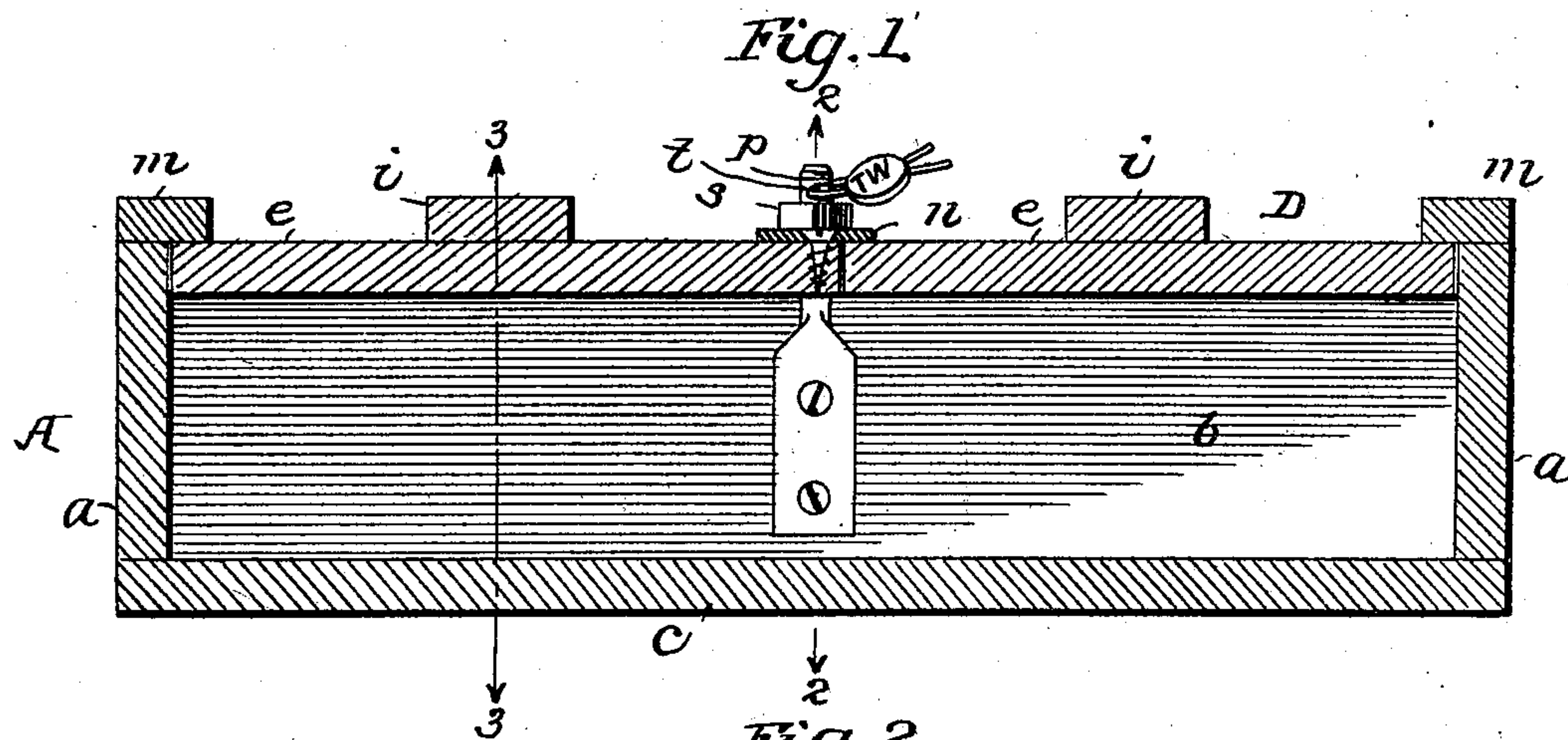
No. 647,966.

Patented Apr. 24, 1900.

A. HERZOG.
PACKING BOX.

(Application filed Aug. 28, 1899.)

(No Model.)



Witnesses

J. Hinkel

Arthur Q. Fisher

Inventor

Aron Herzog

By

James Freeman

Attorneys

UNITED STATES PATENT OFFICE.

ARON HERZOG, OF OSTHOFEN, GERMANY.

PACKING-BOX.

SPECIFICATION forming part of Letters Patent No. 647,966, dated April 24, 1900.

Application filed August 28, 1899. Serial No. 728,737. (No model.)

To all whom it may concern:

Be it known that I, ARON HERZOG, a subject of the Grand Duke of Hesse, residing at Osthofen, in the Grand Duchy of Hesse, Germany, have invented certain new and useful Improvements in Packing-Boxes, of which the following is a specification.

My invention relates to packing-boxes; and it consists in constructing the same so as to expose the whole interior when its cover is removed and as to effectually secure the cover in place, as set forth hereinafter and illustrated in the accompanying drawings, in which—

Figure 1 is a longitudinal section of my improved packing-box. Fig. 2 is a cross-section on the line 2 2, Fig. 1; and Fig. 3 is a cross-section on the line 3 3, Fig. 1.

The box A is of any suitable shape and proportions, having end pieces *a a*, sides *b b*, and a bottom *c*.

The lid or cover D fits into the box, and the top surface is flush with the upper edges of the side and end pieces, and said cover consists of two sections *e e*, which abut at the center, each section being supported in its position within the box by a cross-bar *i*, the ends of which rest on the edges of the sides *b*, as shown in Fig. 3. The outer end of each section *e* is overhung by a cross-bar *m*, which is securely fastened to the body of the box, and across the meeting ends of the cover extends a plate *n*, through openings in which extend upward threaded pins *p*, to which are adapted nuts *s*, which rest on and hold the plate in place. The cover is thus supported and firmly secured on the body of the box, but so as to be wholly removed and expose

the entire interior after detaching the securing-plate *n*. This plate may be secured in any othersuitable manner; but when retained by the means shown the box may be sealed by passing a wire through a hole *t* in the pin *p* and then applying a usual seal to the wire.

Without limiting myself to the style, construction, and proportions of parts shown, I claim—

1. A packing-box provided with side and end pieces and with a cover in two sections fitting within the body, each section supported by a cross-bar, and a cross-plate secured detachably over the meeting ends of the sections, substantially as set forth.

2. The combination with the body of a packing-box, of cross-pieces *m* secured thereto at the ends, a cover in sections fitting within the box below the cross-pieces, a cross-bar secured to each section, a securing-plate, and means for detachably securing it in position above the meeting ends of the sections, substantially as set forth.

3. The combination with the body of a packing-box, of cross-pieces *m* secured thereto at the ends, a cover in sections fitting within the box below the cross-pieces, a cross-bar secured to each section, a securing-plate, and screw-pins extending through said plate and provided with nuts, substantially as set forth.

In testimony whereof I have signed my name to this specification in the presence of two subscribing witnesses.

ARON HERZOG.

Witnesses:

RICHARD GUENTHER,
SIMON W. HANAUER.