

No. 647,938.

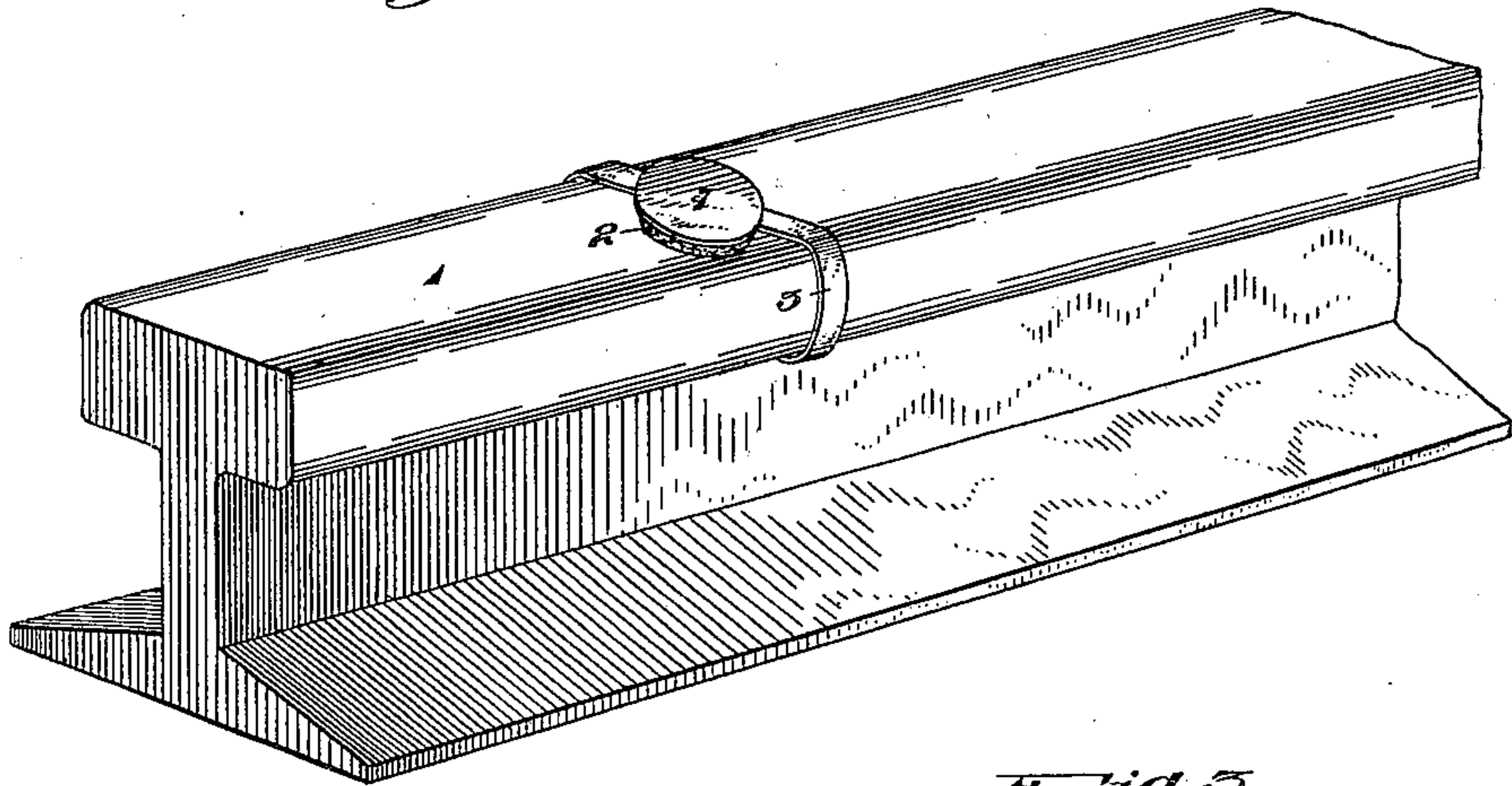
Patented Apr. 24, 1900.

T. A. BROE.  
TORPEDO FOR RAILROAD SIGNALS.

(Application filed Oct. 25, 1898.)

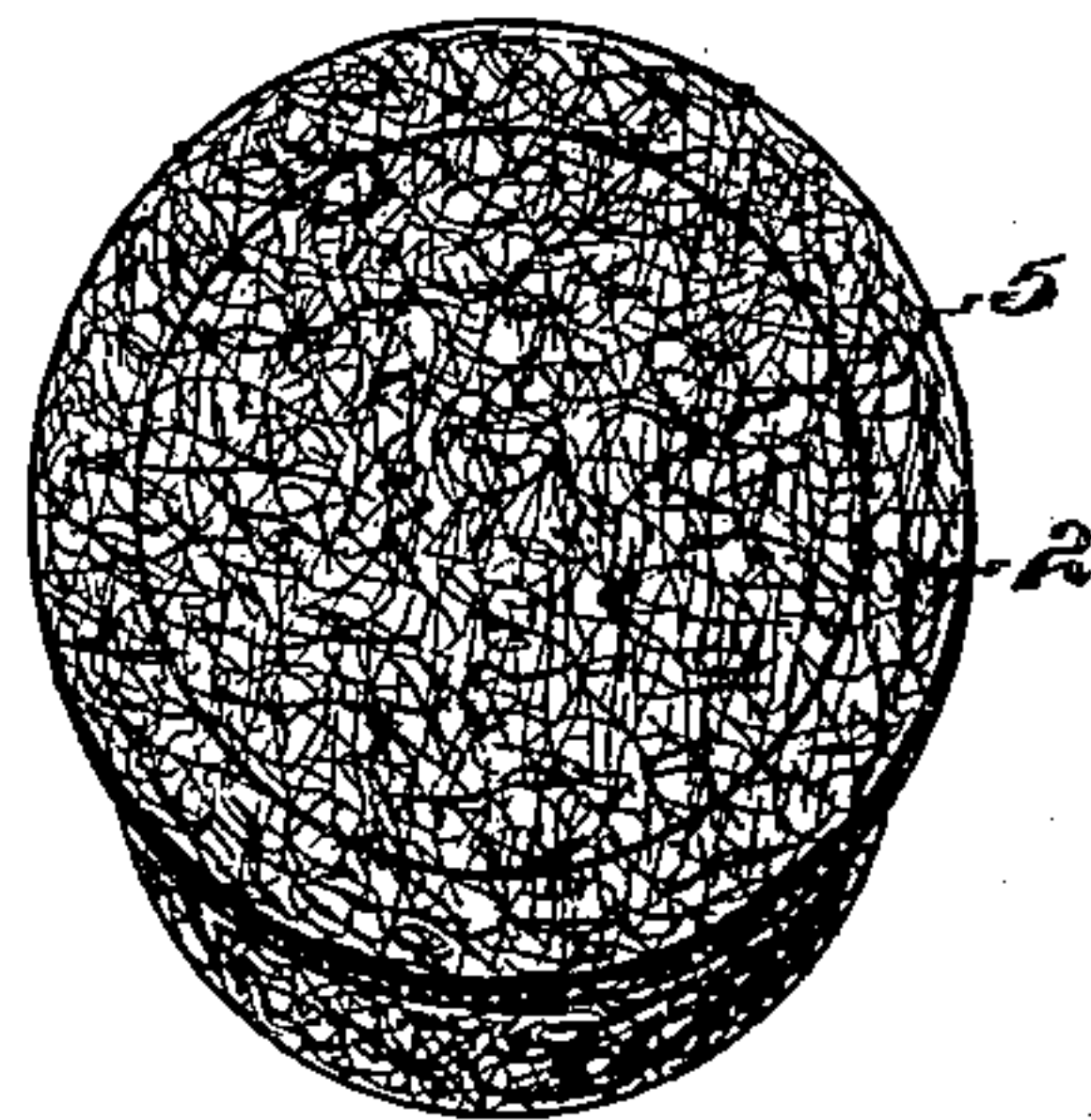
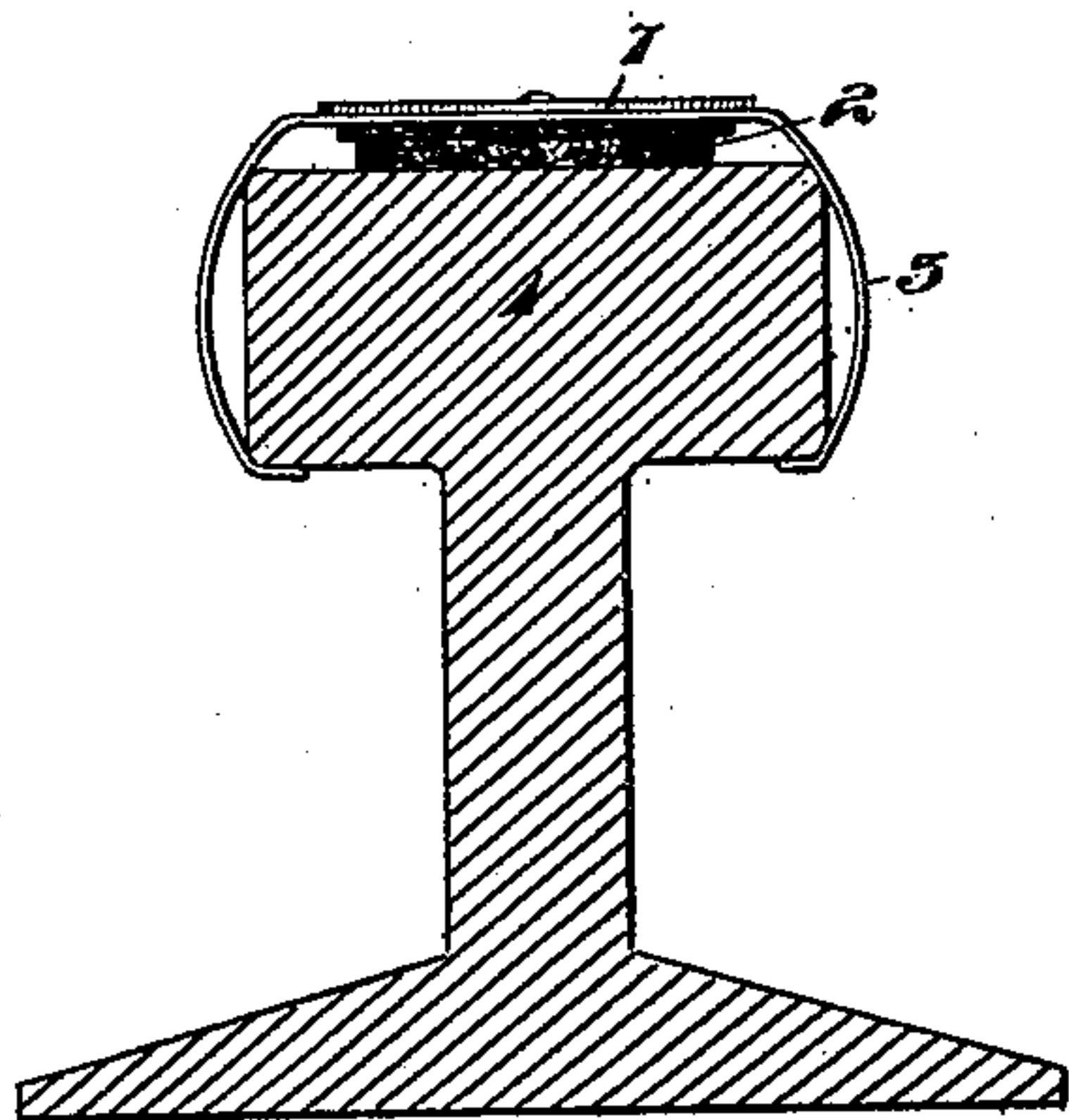
(No Model.)

*Fig. 1.*



*Fig. 3.*

*Fig. 2.*



*Fig. 4.*



WITNESSES:

*J. P. Appleman.*  
*W. L. Bogan*

INVENTOR

*T. A. Broe.*

BY

*W. C. Everett & Co.*

ATTORNEYS

# UNITED STATES PATENT OFFICE.

THOMAS A. BROE, OF PITTSBURG, PENNSYLVANIA.

## TORPEDO FOR RAILROAD-SIGNALS.

SPECIFICATION forming part of Letters Patent No. 647,938, dated April 24, 1900.

Application filed October 25, 1898. Serial No. 694,536. (No model.)

*To all whom it may concern:*

Be it known that I, THOMAS A. BROE, a citizen of the United States of America, residing at Pittsburg, in the county of Allegheny and State of Pennsylvania, have invented certain new and useful Improvements in Torpedoes for Railroad-Signals, of which the following is a specification, reference being had therein to the accompanying drawings.

My invention relates to certain new and useful improvements in torpedoes.

In the torpedo heretofore in use the explosive charge was contained in a metallic casing, box, or other suitable receptacle and when exploded by contact with the wheels of a locomotive particles of this metallic casing, box, or other suitable receptacle would fly in all directions and at times injure the brakeman or other members of the train-crew. I obviate this danger by constructing the torpedo, or rather the casing, box, or other receptacle, of compressed fiber of any suitable kind.

For illustrating my improved compressed-fiber box or casing in which the explosive charge is contained reference is had to the accompanying drawings, wherein like numerals of reference indicate corresponding parts throughout the several views thereof, and in which—

Figure 1 is a perspective view of a rail with my improved torpedo in position upon the tread thereof. Fig. 2 is a cross-sectional view thereof, showing my improved torpedo in position. Fig. 3 is a perspective view of my improved compressed-fiber casing or box with a lid attached thereto, in which is contained the explosive charge. Fig. 4 is a cross-sectional view thereof.

Referring to the drawings by reference-numerals, 1 indicates the rail, on which is secured the torpedo 2 by means of the flexible bands 3, which are secured to the underneath face of the rail, as shown.

The torpedo 2 consists of a circular-shaped receptacle or casing composed of compressed fiber and within which receptacle the explosive charge 6 is placed and retained by a flat disk 5, forming a cover, which is also composed of compressed fiber and is of a size to fit neatly within the casing or receptacle, so that when in its position the upper face thereof will be upon the same plane as the top edge of the walls of said receptacle or casing, as shown in Figs. 3 and 4 of the drawings.

It will be readily understood from the foregoing description that the objects as set forth therein will be readily attained by the use of a suitable receptacle made of compressed fiber for the explosive charge. It will also be noted that various changes may be made in the details of construction as set forth herein without departing from the general spirit of my invention.

Having thus fully described my invention, what I claim as new, and desire to secure by Letters Patent, is—

As a new article of manufacture, a torpedo adapted for use upon railway-rails and consisting of a circular-shaped explosive-charge-retaining receptacle open at its top and composed entirely of compressed fiber, and a cover for said receptacle consisting of a flat disk formed of compressed fiber and adapted to be mounted within said receptacle in such a manner that the upper face of the cover will be on the same plane as the top edges of the walls of the receptacle, substantially as described.

In testimony whereof I affix my signature in the presence of two witnesses.

THOMAS A. BROE.

Witnesses:

JOHN NOLAND,  
ALBERT J. WALKER.