

No. 647,424.

Patented Apr. 10, 1900.

N. PETERSEN.

BRACE FOR SPRING BED BOTTOMS.

(Application filed May 28, 1899.)

(No Model.)

Fig. 1.

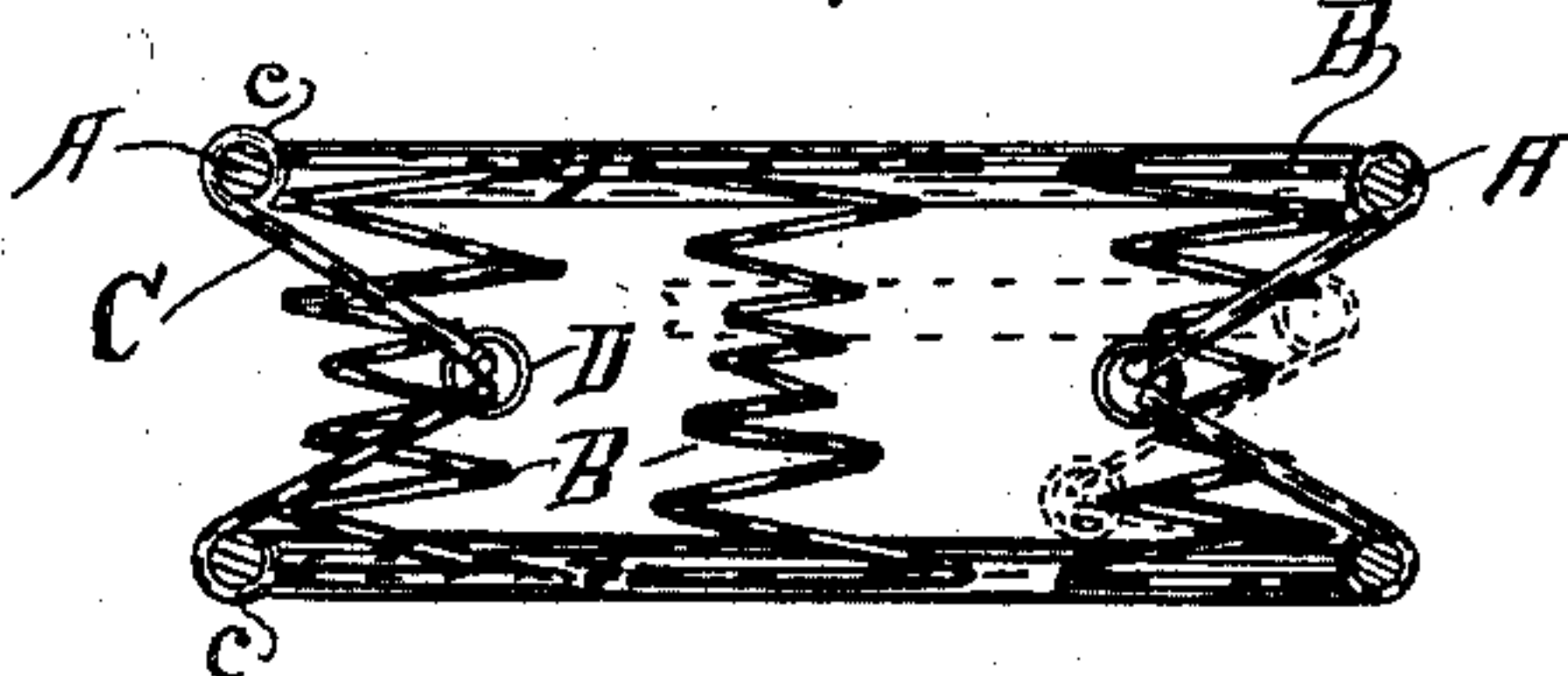
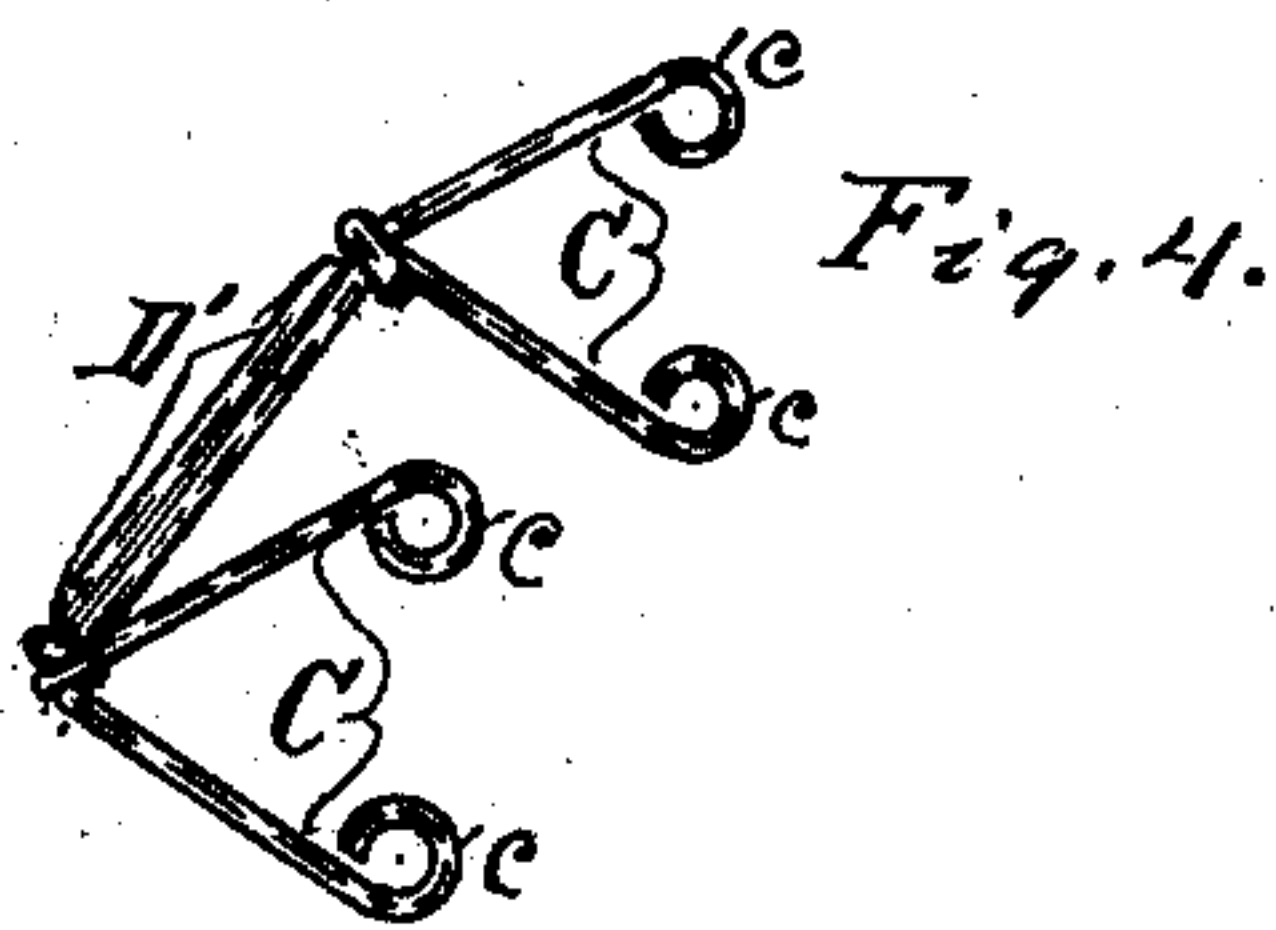
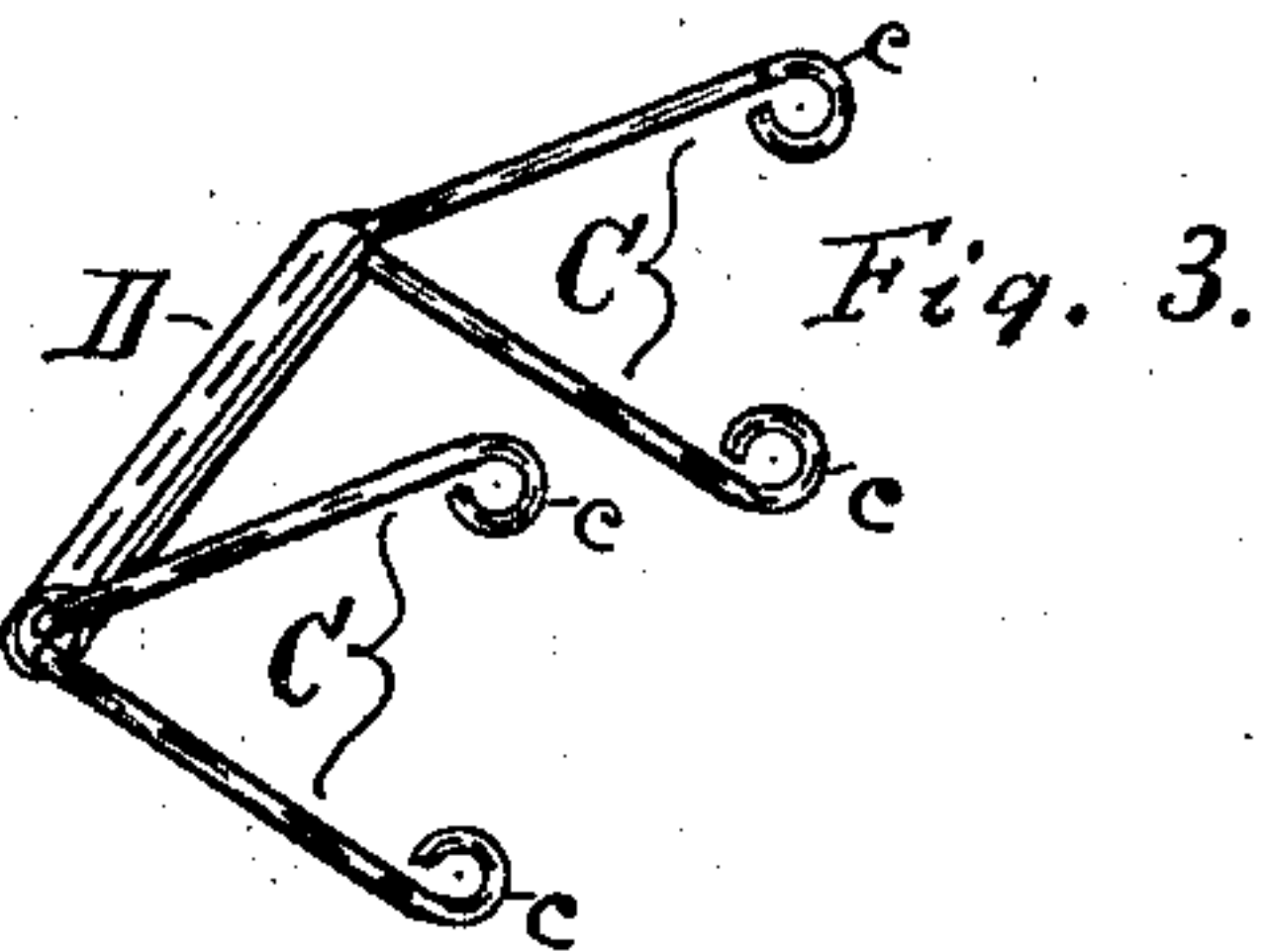
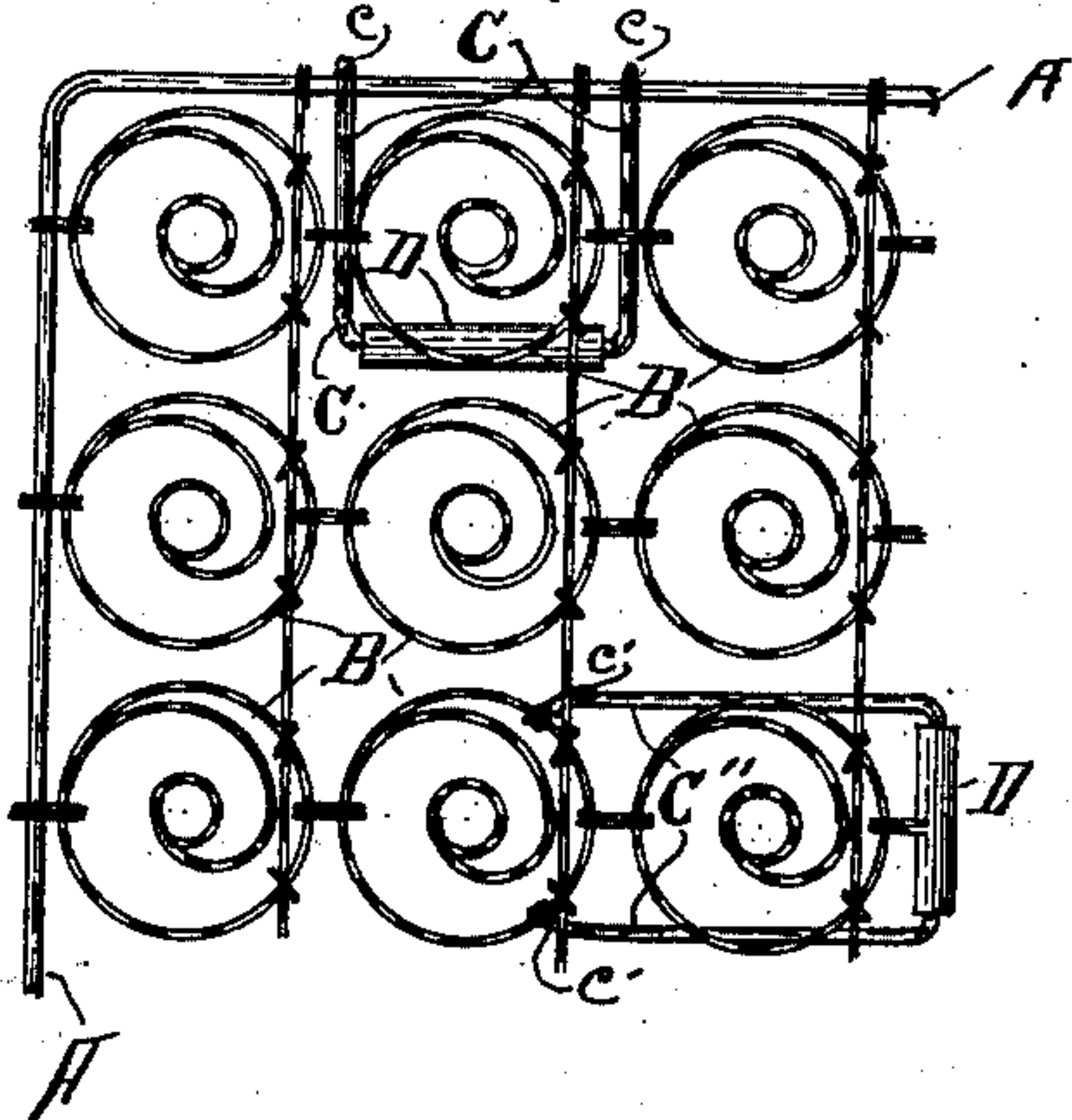


Fig. 2.



Witnesses.

Nellie Cilley.
Lottie Patterson.

Inventor.

Niels Petersen
By Ethel J. Cilley
Attorney.

UNITED STATES PATENT OFFICE.

NIELS PETERSEN, OF CHICAGO, ILLINOIS.

BRACE FOR SPRING BED-BOTTOMS.

SPECIFICATION forming part of Letters Patent No. 647,424, dated April 10, 1900.

Application filed May 26, 1899. Serial No. 718,431. (No model.)

To all whom it may concern:

Be it known that I, NIELS PETERSEN, a citizen of the United States, residing at Chicago, in the county of Cook and State of Illinois, have invented certain new and useful Improvements in Bed-Springs, of which the following is a specification.

My invention relates to improvements in braces for spring-beds; and its object is to so brace the bed that it will, as soon as weight is placed upon it, become rigid so far as lateral movement is concerned. I attain this object by the mechanism illustrated in the accompanying drawings, in which—

Figure 1 is an elevation of a portion of a spring, showing the application of my brace. Fig. 2 is a plan of the same. Fig. 3 is a perspective of my cheaper and more commonly-used form of brace, and Fig. 4 is a modified form of the same.

Similar letters refer to similar parts throughout the several views.

In the accompanying drawings, A represents the border of the bed.

B represents the spring, and C and D represent my brace. This brace is made of two pieces of wire, bent twice at right angles, so that the body may be passed through the tube D, and the ends C will project at right angles therefrom, the bent ends of each wire arranged to lie in the same plane and the bodies adapted to form a hinge or pivot, so that the ends of the wire may work freely toward and from each other, as indicated by the dotted lines in Fig. 1, to correspond with the compression and expansion of the bed-bottom. At the ends of these arms I form eyes *c*, by means of which I secure the braces to the border of the bed-bottom or to the top and bottom of the

springs, as indicated at C and at C' and *c'* in Fig. 2. The construction of this brace is such that when the springs are in their normal position, with no weight upon them, they may be easily swayed laterally or longitudinally; but when weight is placed upon the springs one arm of the brace is thrown in contact with one surface of the bed-bottom, as indicated by the dotted lines in Fig. 1, and holds the springs so firmly to position that no lateral or longitudinal motion can be given to the upper surface.

In Fig. 4 I show the brace constructed without the use of the tube D, which is accomplished by simply winding one wire around the other, as at D', to form the pivot or hinge joint. Both forms are applied the same, and their action is the same, so that the choice between the two forms is simply a matter of taste, convenience, or expense.

Having thus fully described my invention, what I claim as new, and desire to secure by Letters Patent of the United States, is—

In a brace for a spring bed-bottom, two wires each bent twice at right angles to form projecting arms, the ends of the arms of the upper wire pivotally connected with the upper surface of the bed, and the arms of the lower wire connected with the lower surface of the bed in like manner, and said wires pivoted together so that their arms may have free vertical action, substantially as and for the purpose set forth.

Signed at Chicago, Illinois, May 11, 1899.

NIELS PETERSEN.

In presence of—

BERT C. NORRIS,
W. A. PAGE.