

No. 647,356.

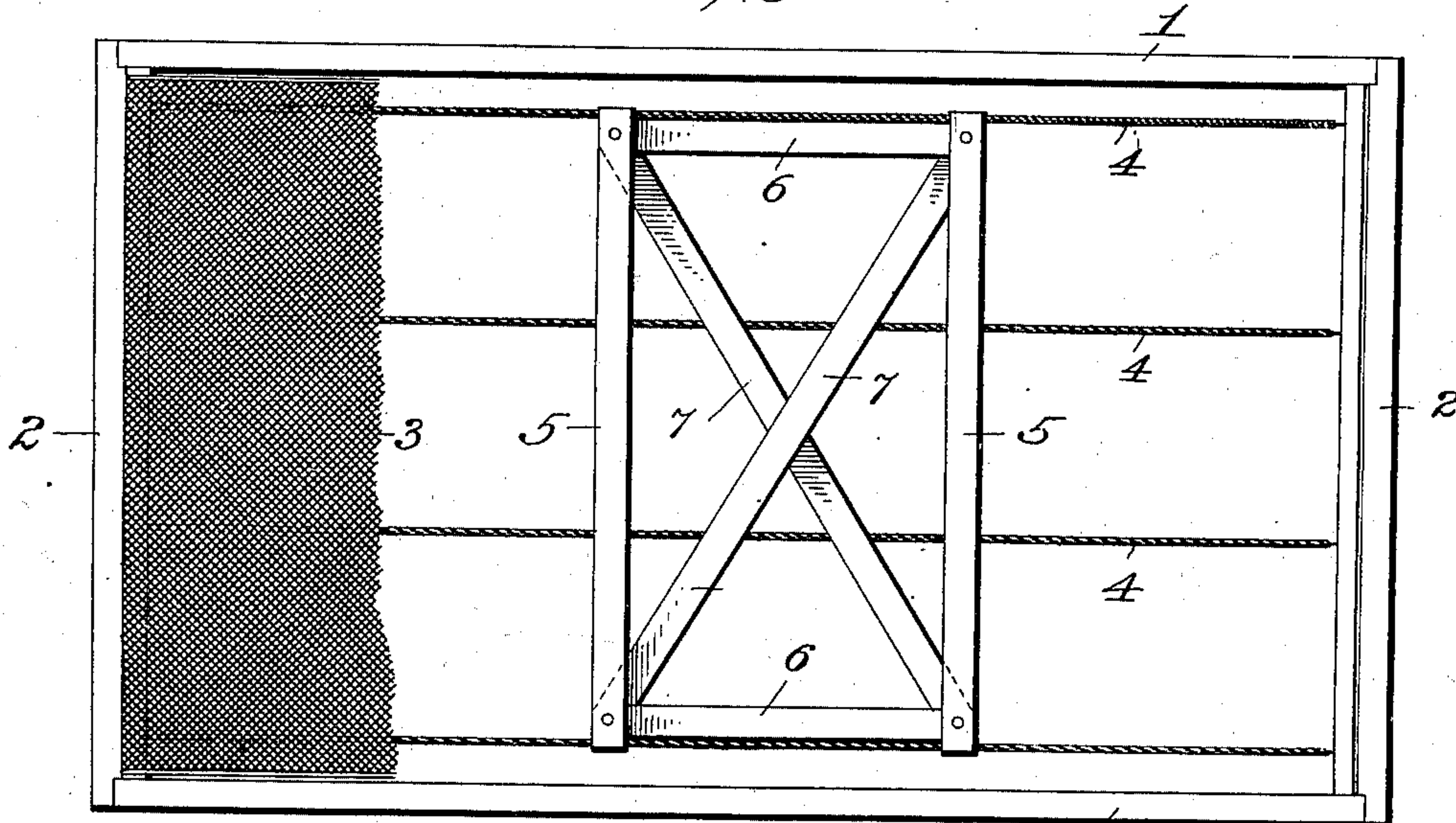
Patented Apr. 10, 1900.

H. A. BACON.  
SPRING BED BOTTOM.

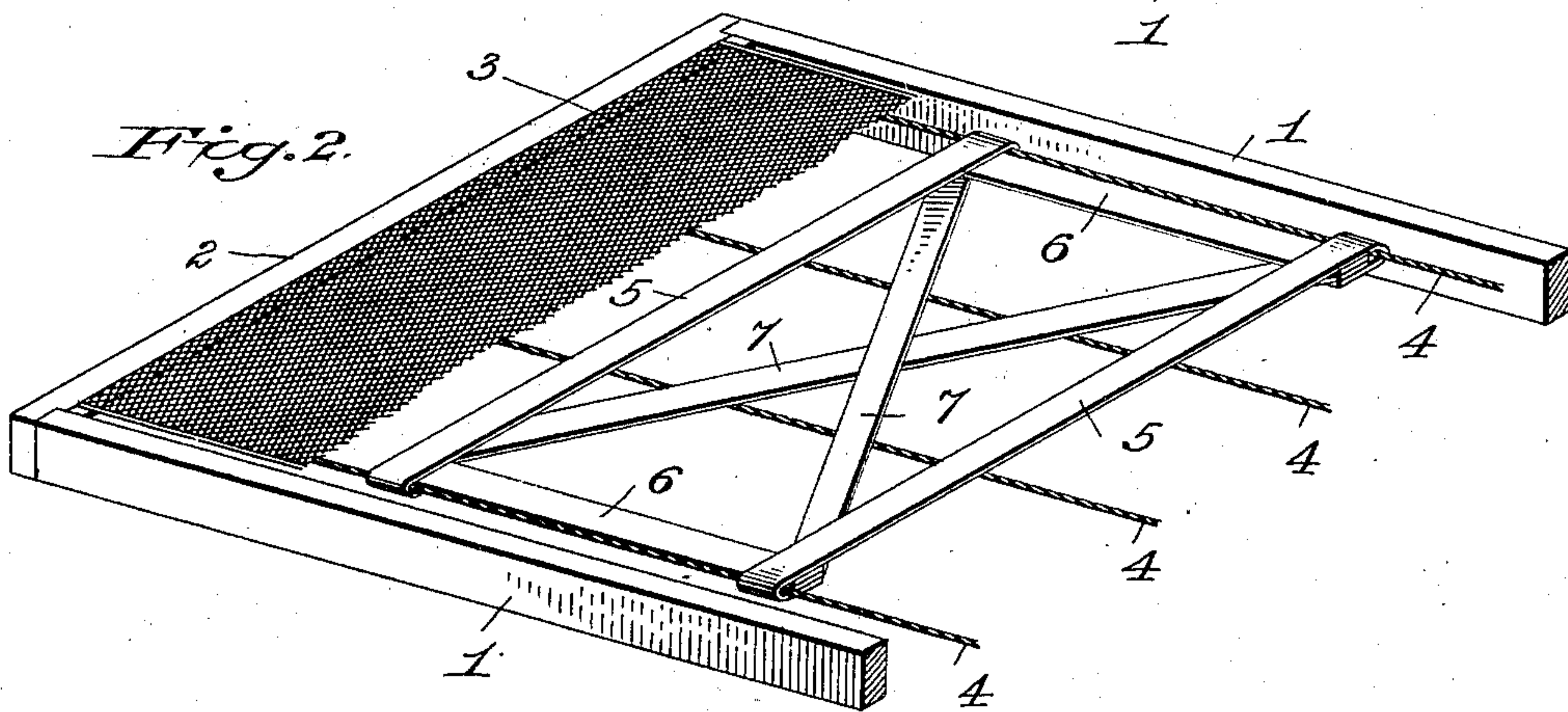
(Application filed Dec. 16, 1899.)

(No Model.)

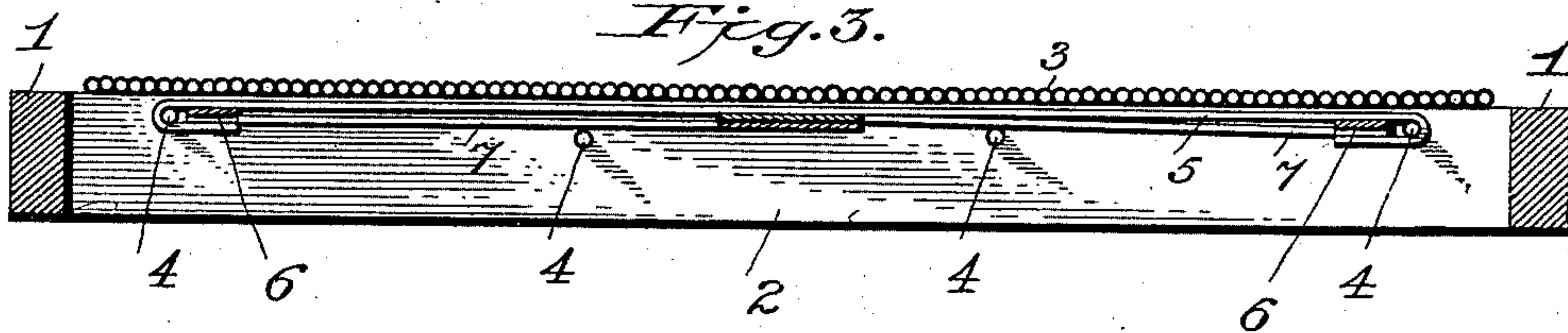
*Fig. 1.*



*Fig. 2.*



*Fig. 3.*



Witnesses  
*G. S. Elliott.*  
*Ernie Morris.*

Inventor  
*Harry A. Bacon*  
By *Percy B. Hills*  
Attorney



# UNITED STATES PATENT OFFICE.

HARRY A. BACON, OF BRANCHVILLE, MARYLAND.

## SPRING BED-BOTTOM.

SPECIFICATION forming part of Letters Patent No. 647,356, dated April 10, 1900.

Application filed December 16, 1899. Serial No. 740,564. (No model.)

*To all whom it may concern:*

Be it known that I, HARRY A. BACON, a citizen of the United States, residing at Branchville, in the county of Prince George, State of Maryland, have invented new and useful Improvements in Spring Bed-Bottoms, of which the following is a specification.

My invention relates to spring bed-bottoms, and has for its object to provide certain improvements in the construction of the same whereby a longitudinally-movable transverse supporting-frame will be provided for the woven-wire fabric that will in no way interfere with the support afforded by the usual longitudinal elastic cables employed in bed-bottoms of this character, but will be supplemental thereto and supported and longitudinally adjustable thereon.

To this end my invention consists in a flat metallic frame extending transversely of the bed-bottom and supported and longitudinally adjustable on the longitudinal elastic cables underlying the fabric, the flat construction of the same permitting said cables to lie close against the under side of the fabric and to sustain in the usual manner their part of the weight resting thereon.

In the accompanying drawings, Figure 1 is a top plan view of a bed-bottom embodying my improved construction, the woven-wire fabric being partly broken away; Fig. 2, a perspective view of one end of a bed-bottom, showing my improved supporting-frame shifted toward that end; and Fig. 3 is a vertical transverse sectional view of said bed-bottom, taken centrally through the adjustable supporting-frame.

Similar numerals of reference denote corresponding parts in the several views.

In the said drawings the numerals 1 denote the side rails, and 2 the end rails, of the frame, having stretched thereon the woven-wire fabric 3 in the usual manner.

Attached to the end rails 2 in any suitable manner and extending longitudinally of the frame is a series of cables 4, preferably formed of woven wire to afford a certain amount of elasticity, said cables being usually four in number. Extending transversely between

the two outer of said cables and between the intermediate cables and the fabric is the adjustable supporting-frame, the same consisting of the longitudinal flat strips 5, having their ends bent to encircle said outer cables and held in position with respect to each other by transverse strips 6, the whole being riveted together. If desired, diagonal strips 7 may also be employed, though said strips are not essential. The looped ends of said strips 5 encircling the outer cables 4 permit said supporting-frame to be adjusted freely along said cables to provide the desired additional support at any point in the bed-bottom, while by reason of the flat thin character of the strips constituting the same all the cables 4 are permitted to lie close against the under side of the woven-wire fabric 3 and contribute their usual support to the same, the said supporting-frame in no way affecting their function in this respect, but being supplemental thereto, it being observed that the tension of said cables is in no way affected.

Having thus described my invention, what I claim as new, and desire to secure by Letters Patent, is—

1. In a spring bed-bottom, the combination with the main frame, the woven-wire fabric thereon, and a series of parallel cables extending beneath said fabric and substantially in contact therewith, of a supporting-frame mounted between said woven-wire fabric and cables, adjustable longitudinally of said cables, and in no way affecting the supporting contact between said fabric and cables.

2. In a spring bed-bottom, the combination with the main frame, the woven-wire fabric thereon, and a series of parallel cables extending beneath said fabric and substantially in contact therewith, of a supporting-frame mounted and adjustable lengthwise of said cables and consisting of flat longitudinal strips and transverse connecting-strips, substantially as described.

3. In a spring bed-bottom, the combination with the main frame, the woven-wire fabric thereon, and a series of parallel cables extending beneath said fabric and substantially in contact therewith, of a supporting-frame

mounted between said woven-wire fabric and  
cables and consisting of flat longitudinal  
strips having their ends encircling the outer  
cables and slidable longitudinally thereon,  
5 and-transverse connecting-strips, substan-  
tially as described.

In testimony whereof I have hereunto set

my hand in the presence of two subscribing  
witnesses.

HARRY A. BACON.

Witnesses:

PERCY B. HILLS,  
E. B. STUMPH.