

No. 646,962.

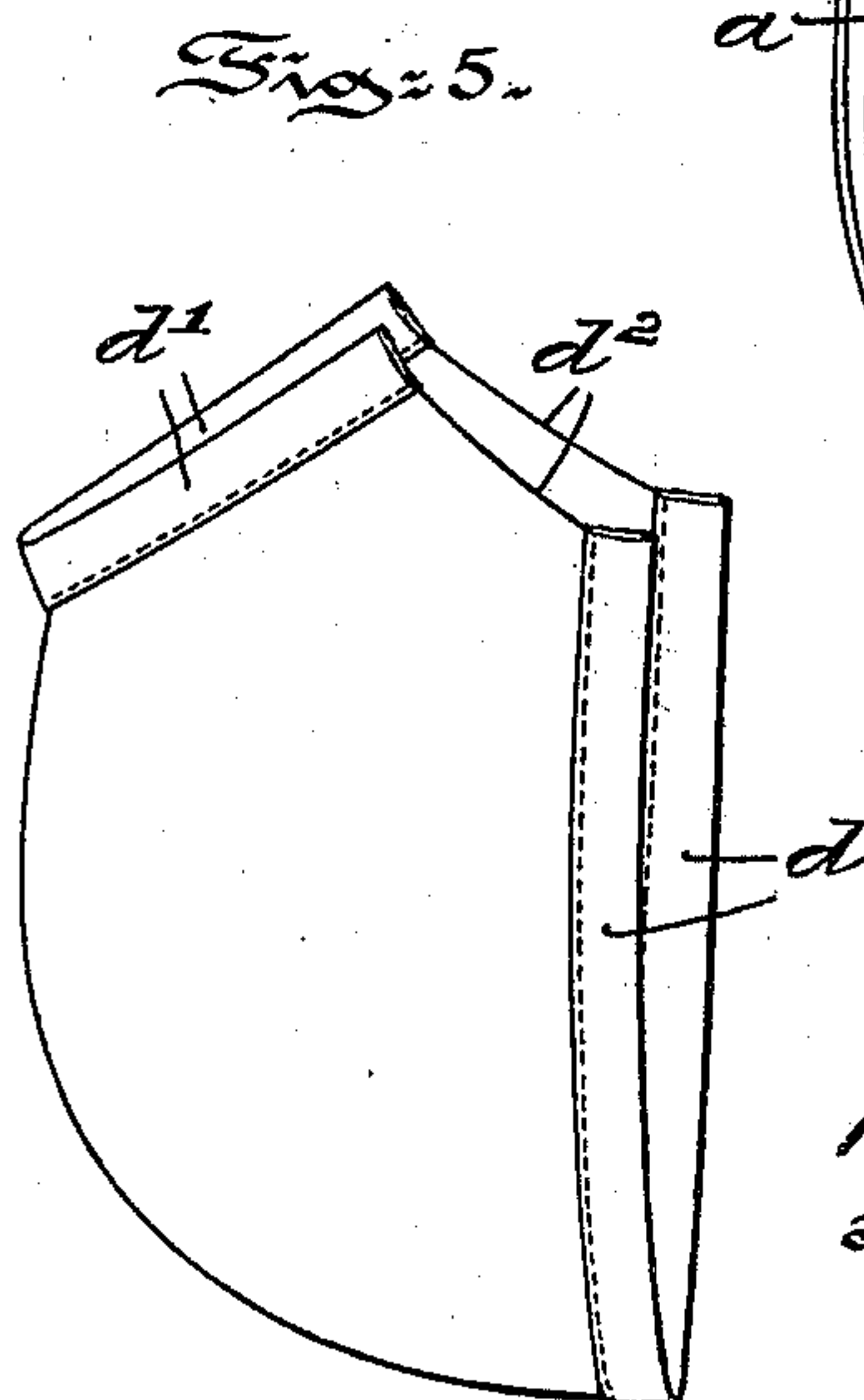
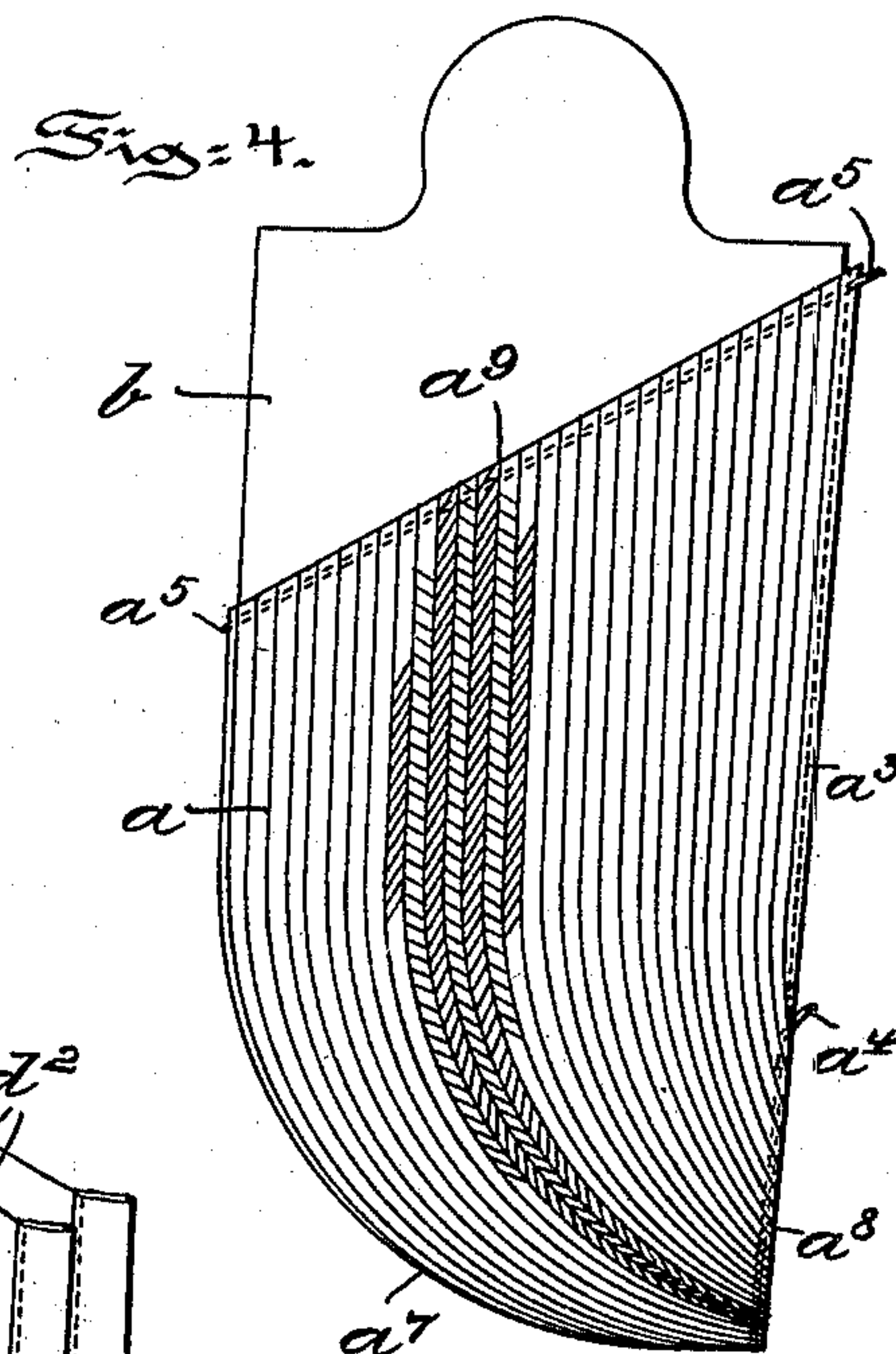
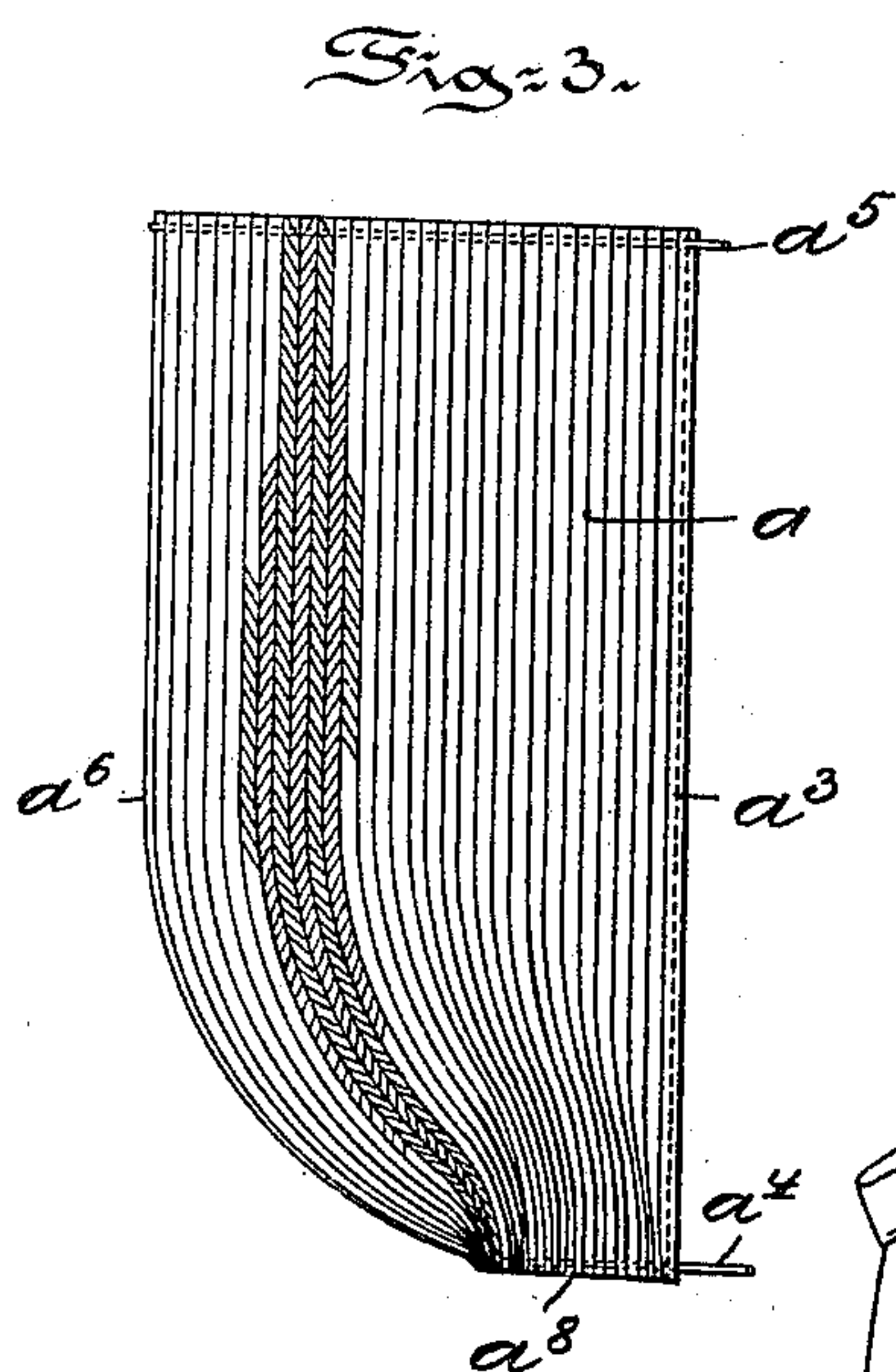
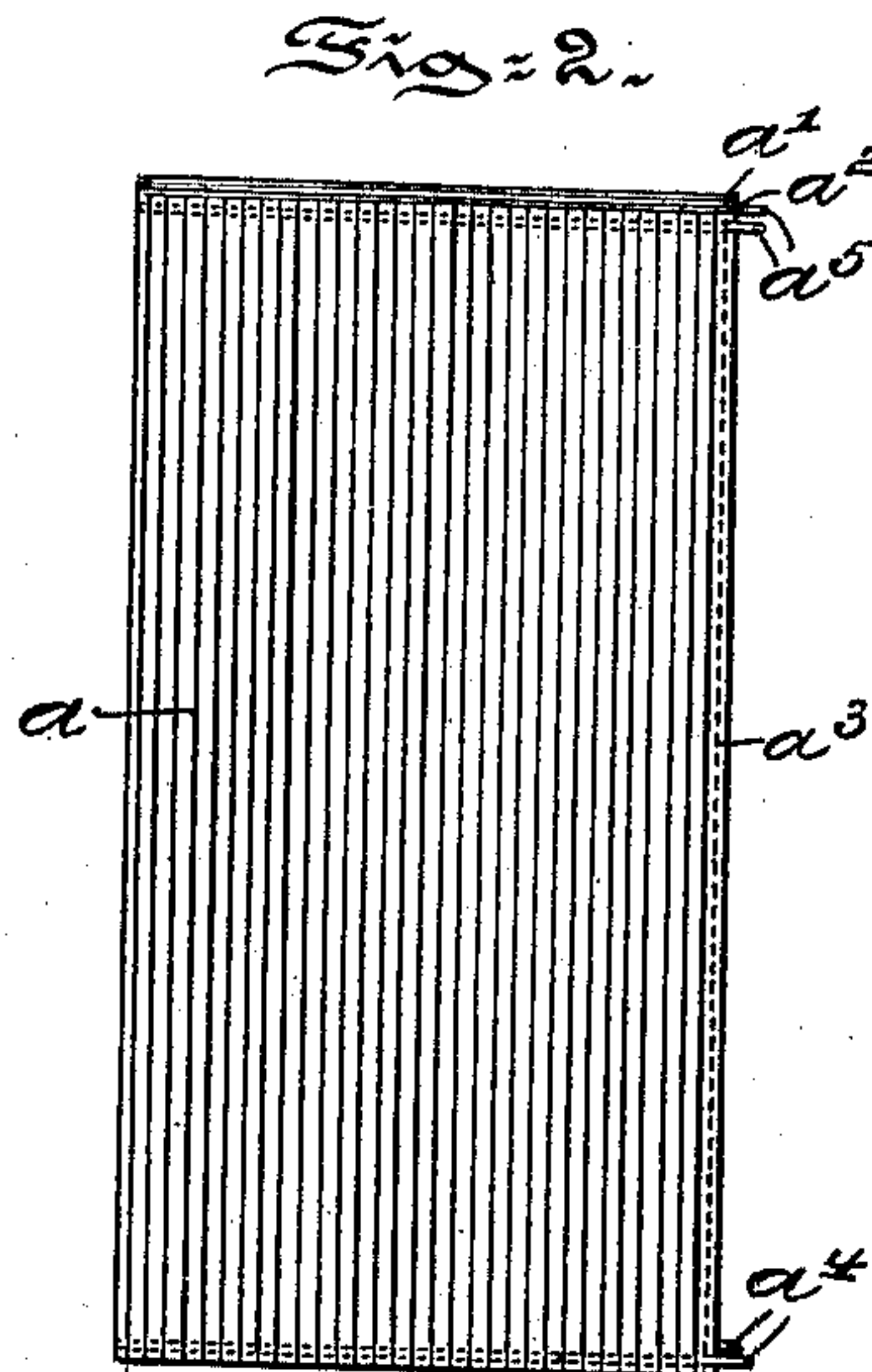
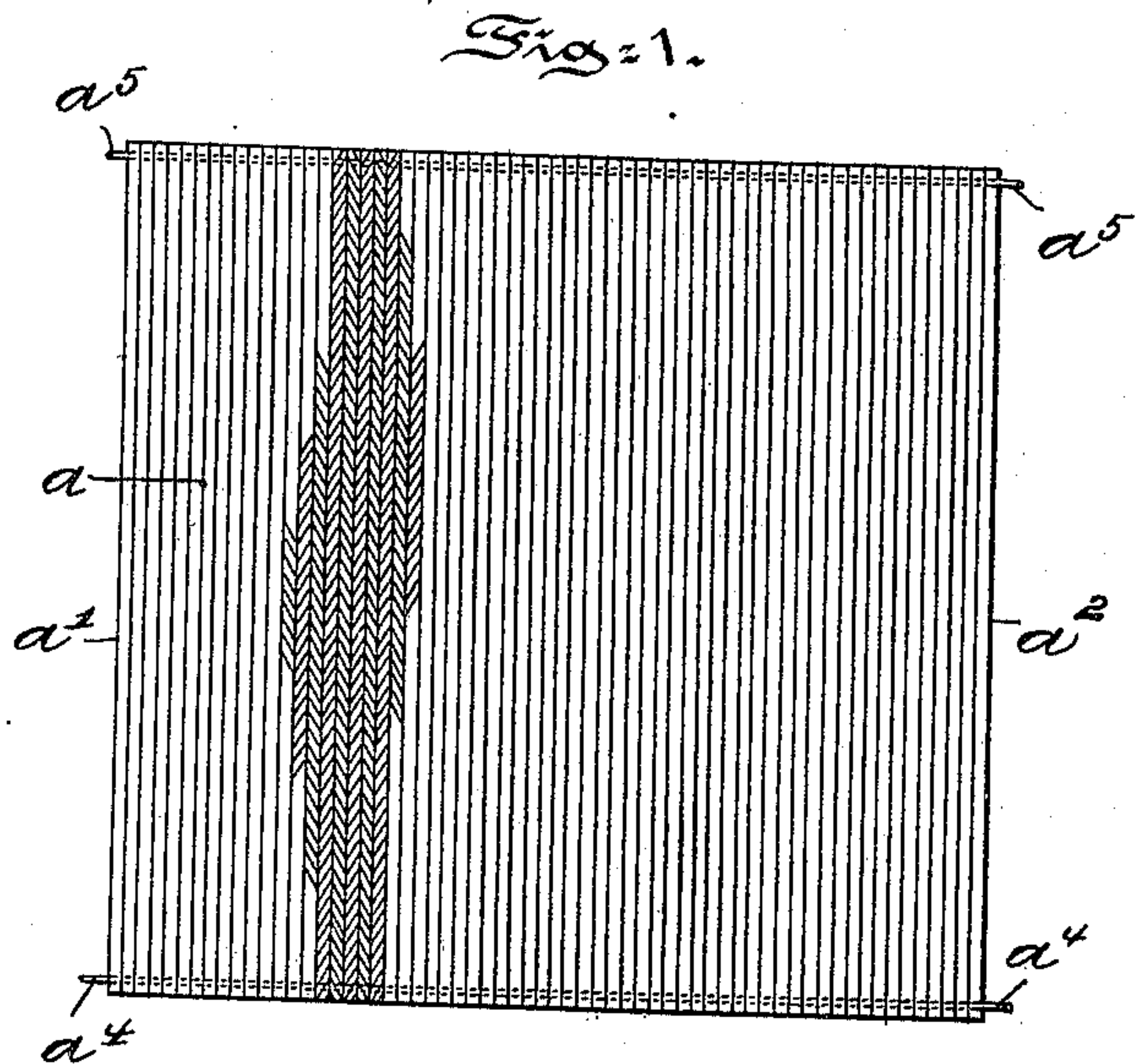
Patented Apr. 10, 1900.

R. DOVE.

METHOD OF FORMING SACKS FOR SUSPENSORY BANDAGES.

(No Model.)

(Application filed Feb. 5, 1900.)



Witnesses:
Thomas M. Smith,
Richard C. Mayhew

Inventor:
Richard Dove,
by J. Walter Douglas,
Attorney.

UNITED STATES PATENT OFFICE.

RICHARD DOVE, OF WESTVILLE, NEW JERSEY.

METHOD OF FORMING SACKS FOR SUSPENSORY BANDAGES.

SPECIFICATION forming part of Letters Patent No. 646,962, dated April 10, 1900.

Application filed February 5, 1900. Serial No. 3,984. (No specimens.)

To all whom it may concern:

Be it known that I, RICHARD DOVE, a citizen of the United States, residing in Westville, in the county of Gloucester and State of New Jersey, have invented certain new and useful Improvements in Methods of Forming Sacks for Suspensory Bandages, of which the following is a specification.

My invention has relation to a method of forming sacks for use in suspensory bandages, and in such connection it relates to the various steps constituting such a method.

The principal object of my invention is to provide a method of forming seamless sacks of requisite shape for use in suspensory bandages; and to this end my invention primarily consists of a method comprising the following steps: first, in forming a sheet or blank of knit or woven fabric; second, doubling said sheet or blank and stitching or otherwise uniting the sides to form a tube; third, drawing in the lower end of the tube until the unseamed side approaches the seamed side of the tube to form a bag or sack; fourth, stretching the bag or sack thus formed over a suitable shaper or former and fixing the form of the same under heat and pressure; and, finally, cutting the formed bag or sack on a line parallel with its seamed edge and binding the two edges thus formed and the neck or top opening of the bag or sack.

The nature and scope of my invention will be more fully understood from the following description, taken in connection with the accompanying drawings, forming part hereof, in which—

Figure 1 is a side elevational view of the blank or sheet from which the bag or sack is to be formed. Fig. 2 is a side elevational view of the sheet folded and having its edges united to form a tube. Fig. 3 is a similar view of the tube after its lower end has been drawn in to form a bag or sack. Fig. 4 is a similar view of the bag or sack stretched over the shaper or former, and Fig. 5 is a perspective view of the finished article.

In carrying out my method a sheet or blank a of elastic knit or woven fabric is first formed. The textile sheet or blank a is then folded and its edges a' a^2 united, as at a^3 , by stitching or other means to form a tube.

A drawing-string a^4 is worked in the lower edge of the blank a , and a similar drawing-string a^5 is also preferably worked in the upper edge of said blank. After the tube has been formed the lower edges of the tube are drawn inward by means of the string a^4 until the unseamed side a^6 approaches the seamed side a^3 , as illustrated in Fig. 3. The bag or sack thus formed is then stretched over a shaper or former b and under heat and pressure is fixed into required shape. When placed on the former, the tucked-in end a^6 is smoothed out into a regular curve a^7 , and the untucked portion a^8 of the end is drawn around until it is in alinement with the edge a^3 of the tube. The upper edge of the sack during the shaping on the former is drawn upward in an oblique line a^9 , as indicated in Fig. 4.

After being formed on the shaper the bag or sack is cut along a line parallel with the seamed edge a^3 and also on a line substantially at right angles to the oblique upper edges of the sack. The edges thus formed parallel with the seam a^3 are afterward bound with a band of non-elastic material, as indicated at d in Fig. 5, and the inclined upper edges are also bound, as indicated at d' . The portions d^2 formed by cutting at right angles to the inclined upper edges are preferably left unbound. The binding d and d' prevents the return of the elastic fabric to its original shape.

The sack thus formed possesses many advantages, among which may be enumerated the following: It has no seam and readily retains its shape. It is easily formed and adapts itself to the parts to be supported without chafing or irritation.

Having thus described the nature and object of my invention, what I claim as new, and desire to secure by Letters Patent, is—

1. The herein-described method of forming sacks for suspensory bandages, which consists in first forming a blank of suitable elastic textile material; second, uniting the edges of said blank to form a tube; third, drawing in the lower edge of said tube to form a bag or sack; fourth, stretching the bag or sack thus formed upon a shaper or former and fixing the shape thus formed under heat and pressure, and

finally cutting the formed bag or sack into required form, substantially as and for the purposes described.

2. The herein-described method of forming
5 sacks for suspensory bandages, which consists
in first, forming a blank of suitable elastic textile material; second, uniting the edges of said
blank to form a tube; third, drawing in the
lower edge of said tube to form a bag or sack;
10 fourth, stretching the bag or sack thus formed
upon a shaper or former and fixing the shape
thus formed under heat and pressure; fifth,

cutting the formed bag or sack on a line parallel with the seamed edge; and finally, binding the edges thus formed with a non-elastic
15 binding, substantially as and for the purposes described.

In testimony whereof I have hereunto set my signature in the presence of two subscribing witnesses.

RICHARD DOVE.

Witnesses:

J. WALTER DOUGLASS,
THOMAS M. SMITH.