

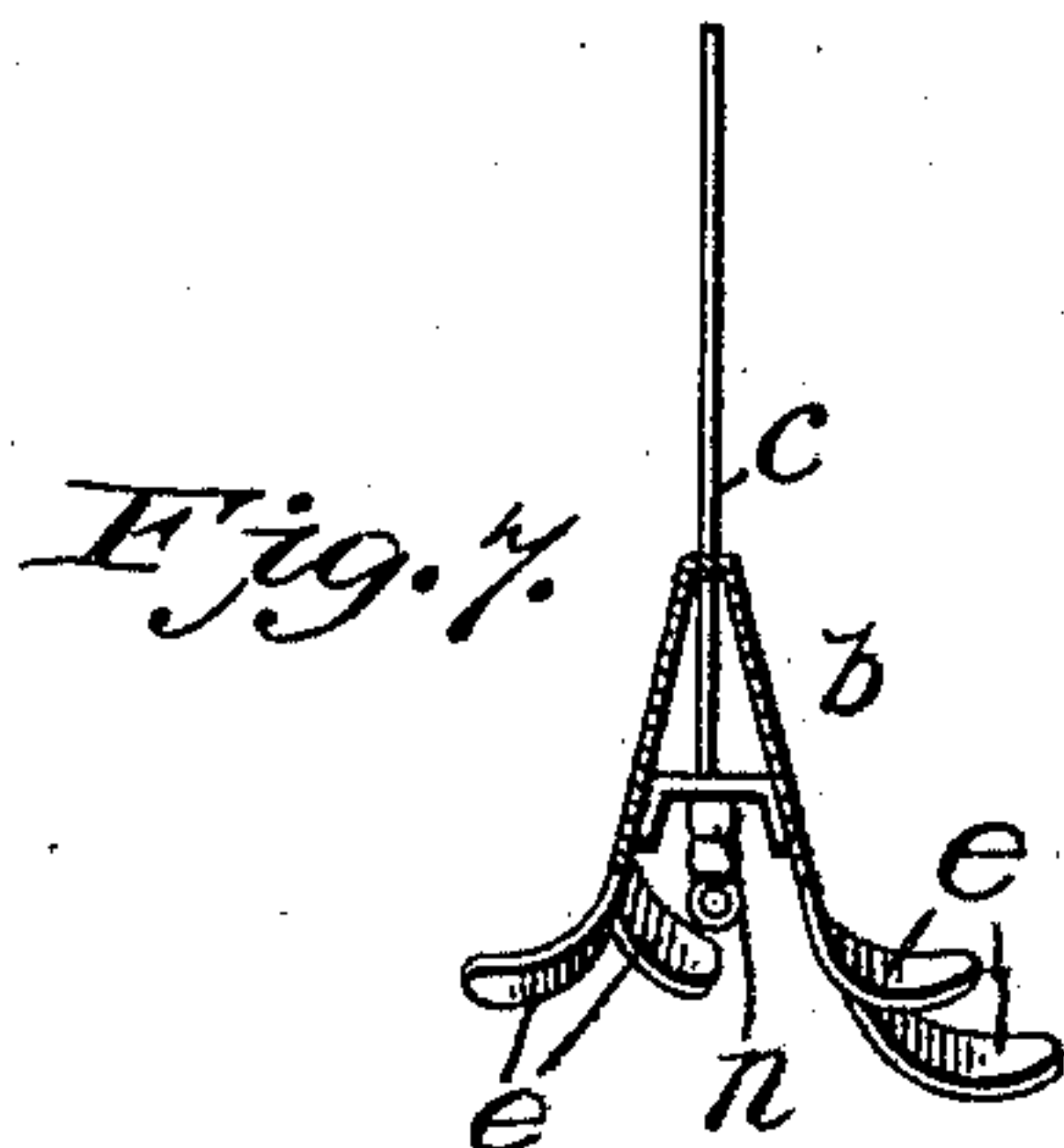
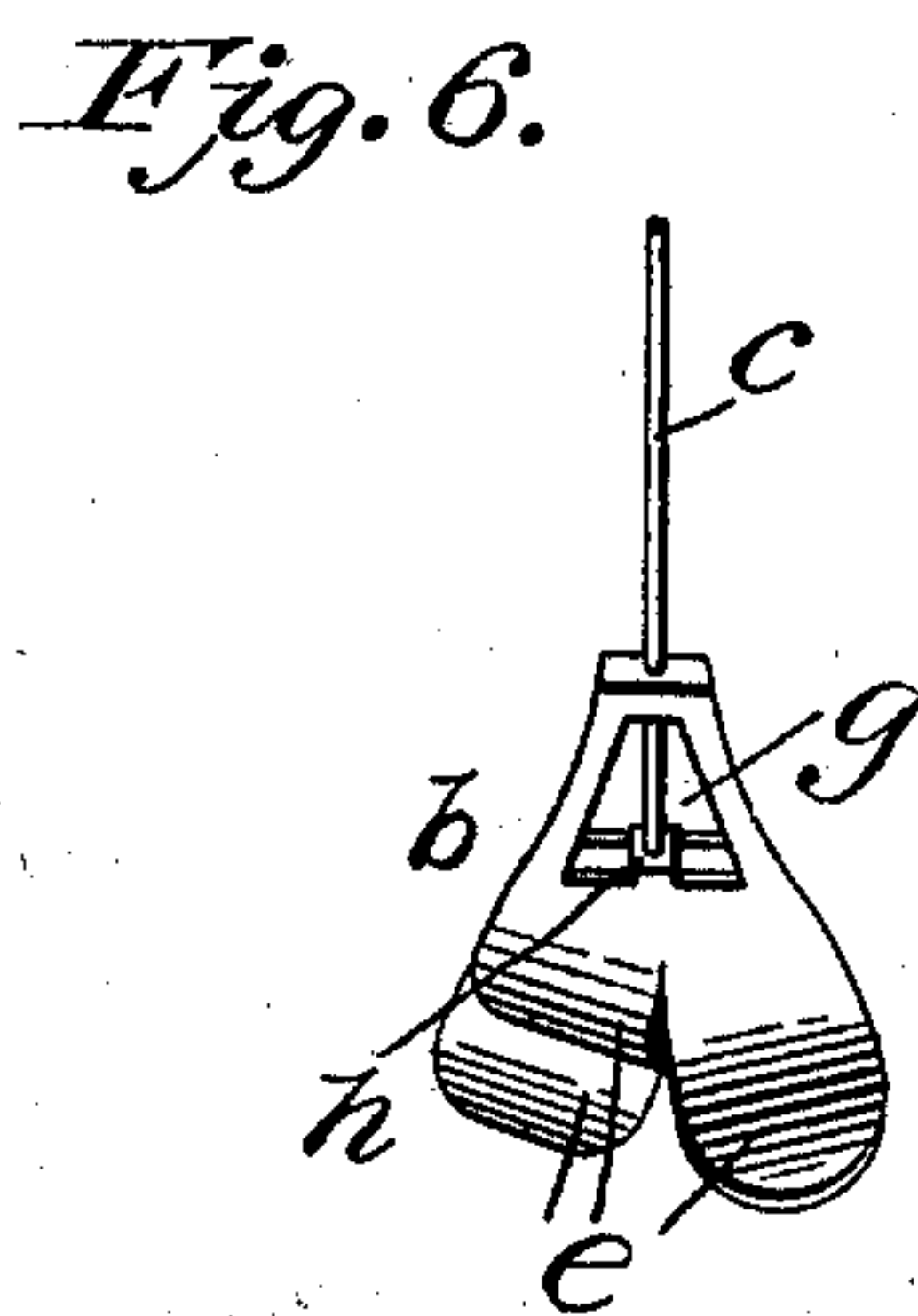
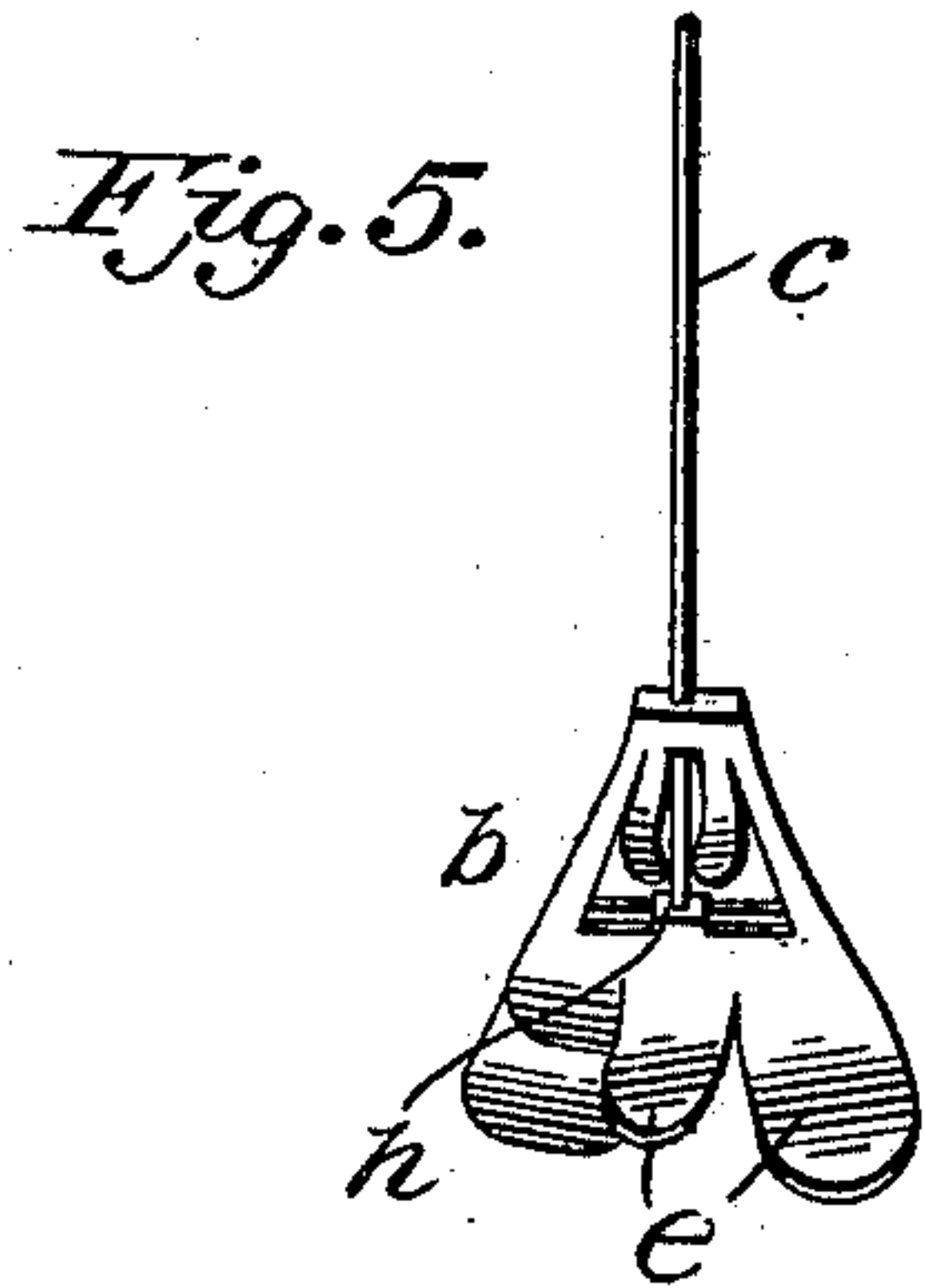

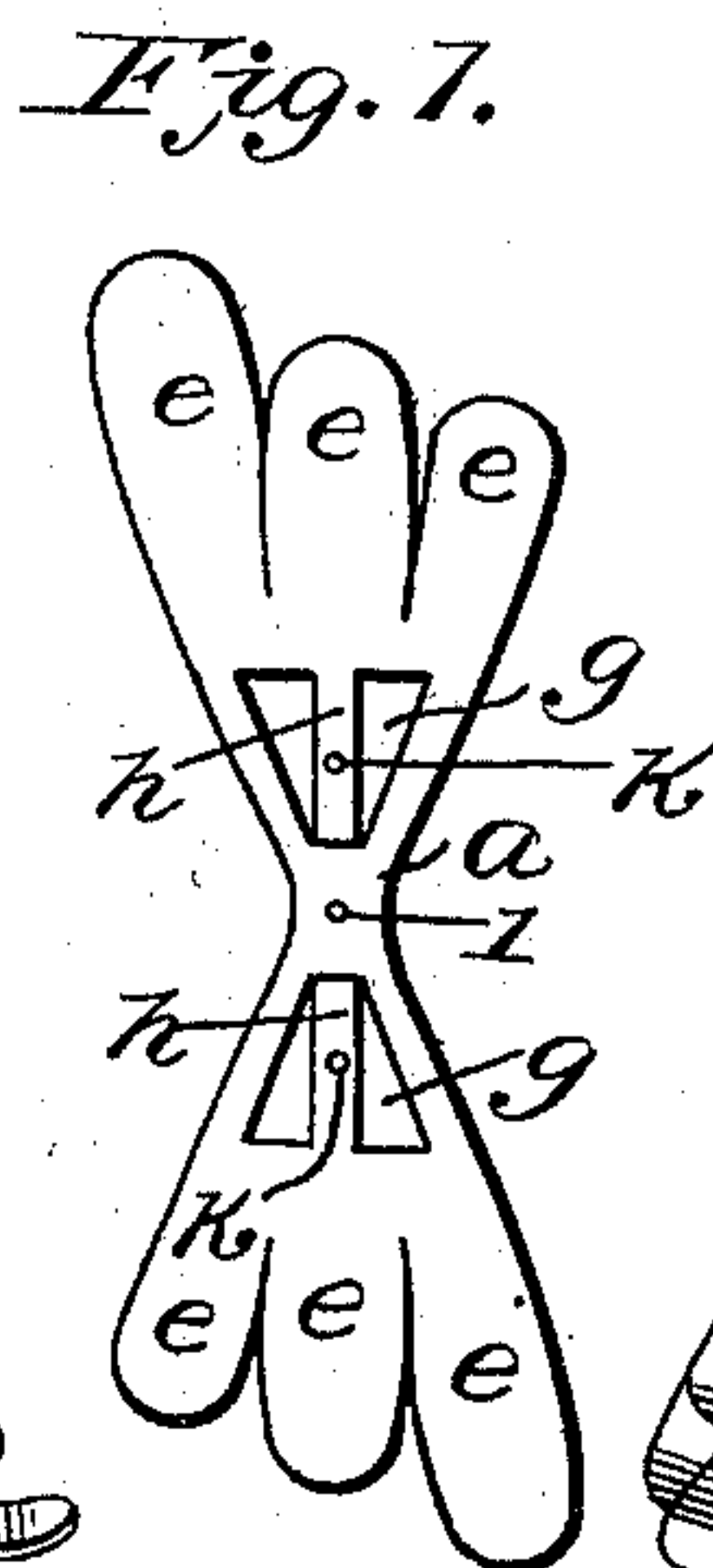
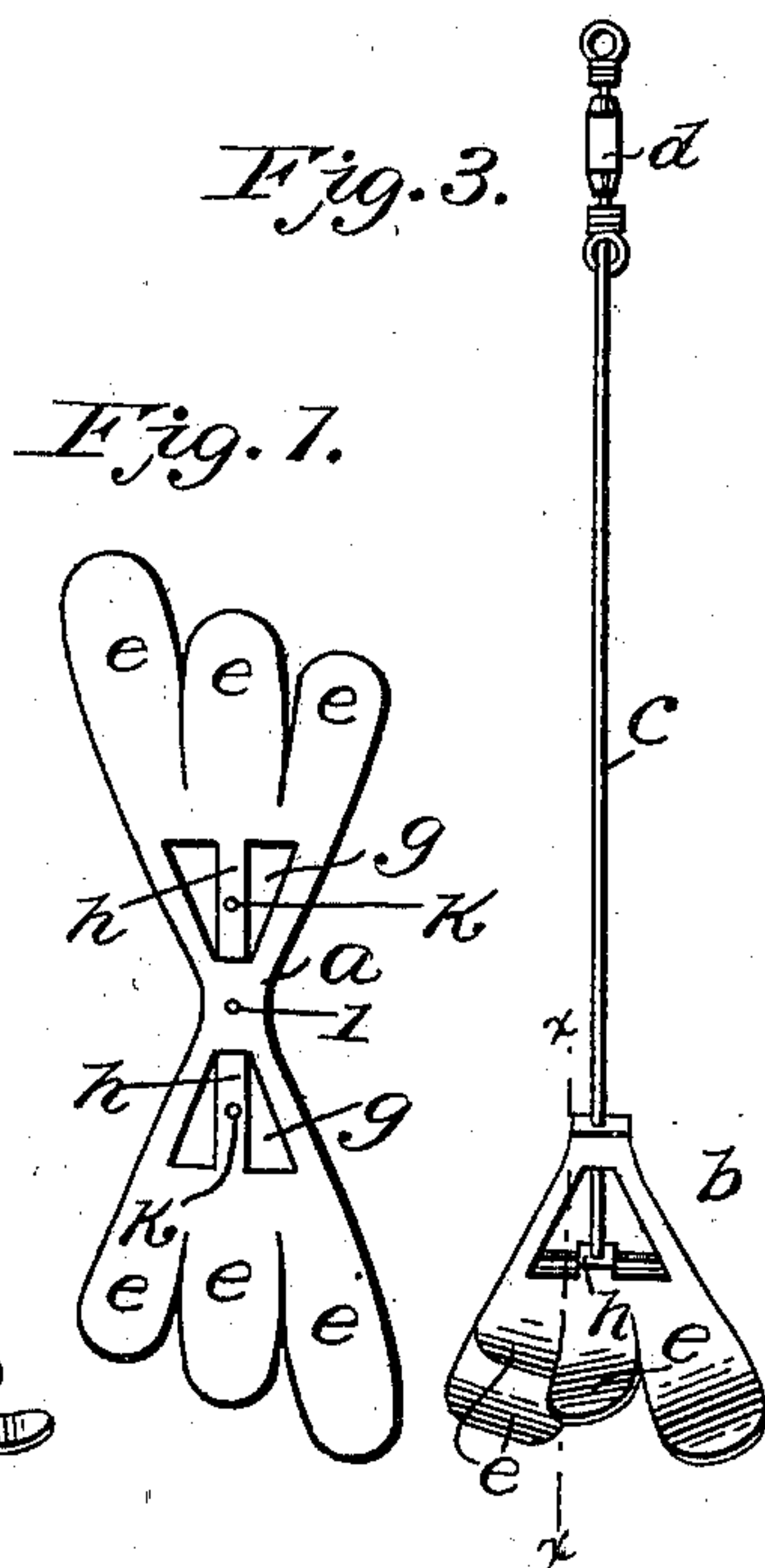
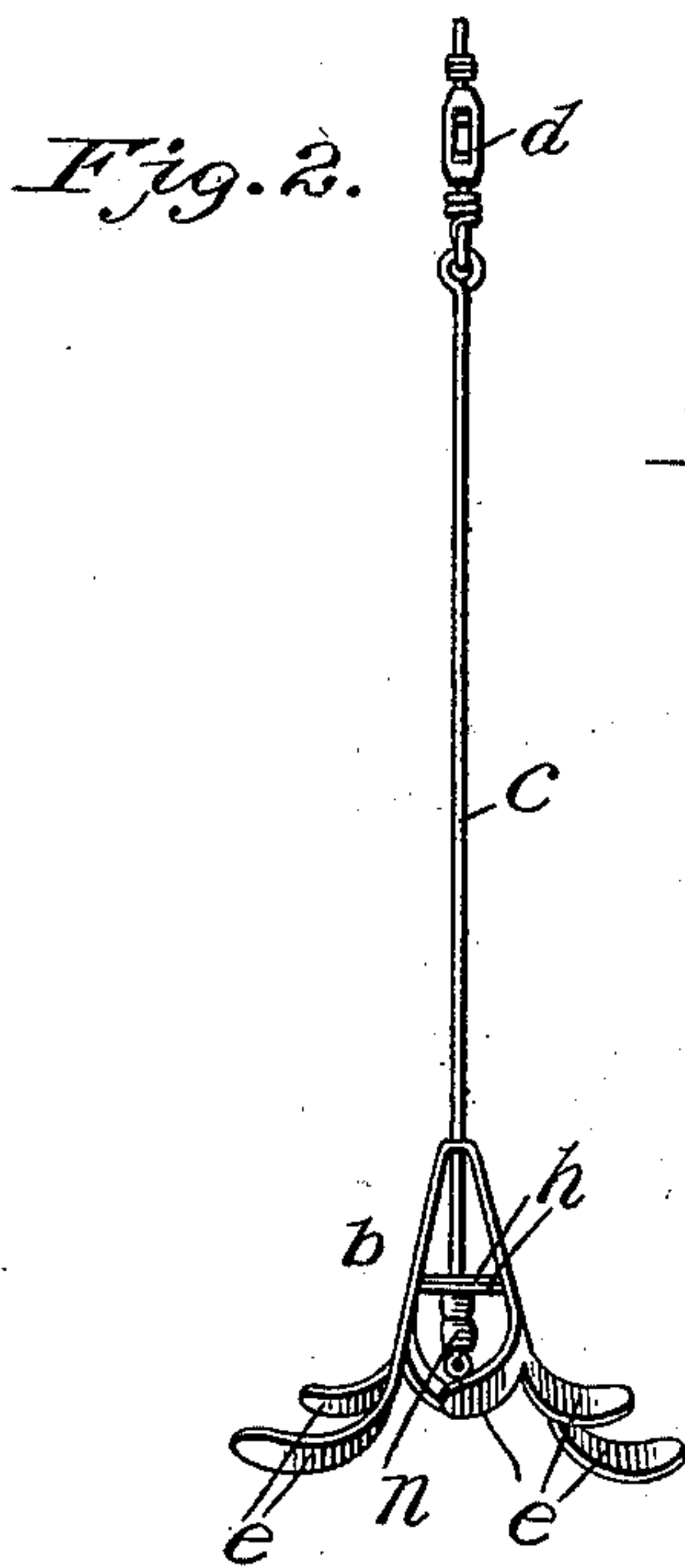
No. 646,916.

Patented Apr. 3, 1900.

E. F. PFLUEGER.
SPOON BAIT OR SPINNER.

(Application filed Sept. 23, 1899.)

(No Model.)



WITNESSES:

Edmund G. McKee,
Wm. Anderson

INVENTOR

E. F. Pflueger

BY

C. W. Anderson
his ATTORNEY.

UNITED STATES PATENT OFFICE.

ERNEST F. PFLUEGER, OF AKRON, OHIO, ASSIGNOR TO JOSEPH E. PFLUEGER,
OF SAME PLACE.

SPOON BAIT OR SPINNER.

SPECIFICATION forming part of Letters Patent No. 646,916, dated April 3, 1900.

Application filed September 23, 1899. Serial No. 731,482. (No model.)

To all whom it may concern:

Be it known that I, ERNEST F. PFLUEGER, a citizen of the United States, and a resident of Akron, in the county of Summit and State of Ohio, have invented certain new and useful Improvements in Spinning or Spoon Baits; and I do declare the following to be a full, clear, and exact description of the invention, such as will enable others skilled in the art to which it appertains to make and use the same, reference being had to the accompanying drawings, and to letters of reference marked thereon, which form a part of this specification.

Figure 1 of the drawings is a plan view of blank for the wings of the spinner. Fig. 2 is an end elevation of spinner complete. Fig. 3 is a side elevation of same. Fig. 4 is a plan view of the blank shown in Fig. 1 bent up into form. Figs. 5 and 6 are detail views of modified forms of spinners. Fig. 7 is a section on the line 4 4, Fig. 3.

This invention has relation to fishing-spinners or spinning-bait; and it consists in the novel construction and combination of parts, as hereinafter set forth.

In the accompanying drawings the letter *a* designates a blank which is stamped of sheet metal, and *b* the spinner when bent up in form. *c* indicates the stem, attached to a swivel or other connection *d*. It will be observed that the blank is slit at its outer end portions to form blades *e*, extending from its broad lateral portions and preferably with the openings *g* and inner lugs *h*. The blank being bent at its narrow middle portion in V form constitutes a balanced or two-winged device. The blades of each inclined wing are curved in obliquely-bent or propeller form. Preferably the blades are made of unequal length in converse relation, as shown, and the longer blades of each wing are curved outwardly, while the shorter ones are curved inwardly. The lugs *h*, being bent transversely, are secured together and perforated at *k* to form a bearing for the stem and a strong brace for the wings. A perforation *l* is

made in the V-form bend to serve as the second axial bearing for the stem. Bead washers may be used on the stem, as indicated at *n*. The resistance of the water is materially lessened by the openings in the wings, and the device is designed to turn very freely and rapidly, the water passing readily through the anterior openings *g* to the incurved blades.

The construction of this device may be varied, as the openings may be dispensed with; but the spinner will not be so lively.

In Fig. 5 of the drawings I have illustrated a form of my device wherein the metal cut for the anterior openings is formed into one or more auxiliary blades.

What I claim, and desire to secure by Letters Patent, is—

1. A spinning-bait, having two wings each of which is provided with propeller curved blades, one or more of said blades being curved outwardly and the rest inwardly, substantially as specified.

2. A two-winged spinning-bait, provided with propeller curved blades, and with openings in the wings anterior to said blades, substantially as specified.

3. A two-winged spinning-bait, having propeller curved blades, openings in the wings anterior to said blades and a transverse brace, substantially as specified.

4. A spinning-bait having an inclined wing, propeller curved blades and an opening in said wing anterior to said blades, a brace-lug bearing and a bearing in the bend of the wing, substantially as specified.

5. A two-winged spinning-bait, having curved propelling-blades, openings in the wings anterior to said blades, and auxiliary blades located anterior to said first-named blades and formed from the metal cut for said openings, substantially as specified.

In testimony whereof I affix my signature in presence of two witnesses.

ERNEST F. PFLUEGER.

Witnesses:

F. W. WAKEMAN,
H. D. HOSKIN.