

No. 646,871.

Patented Apr. 3, 1900.

W. R. PETTY.

HEN'S NEST.

(Application filed Sept. 8, 1899.)

(No Model.)

Fig. 1.

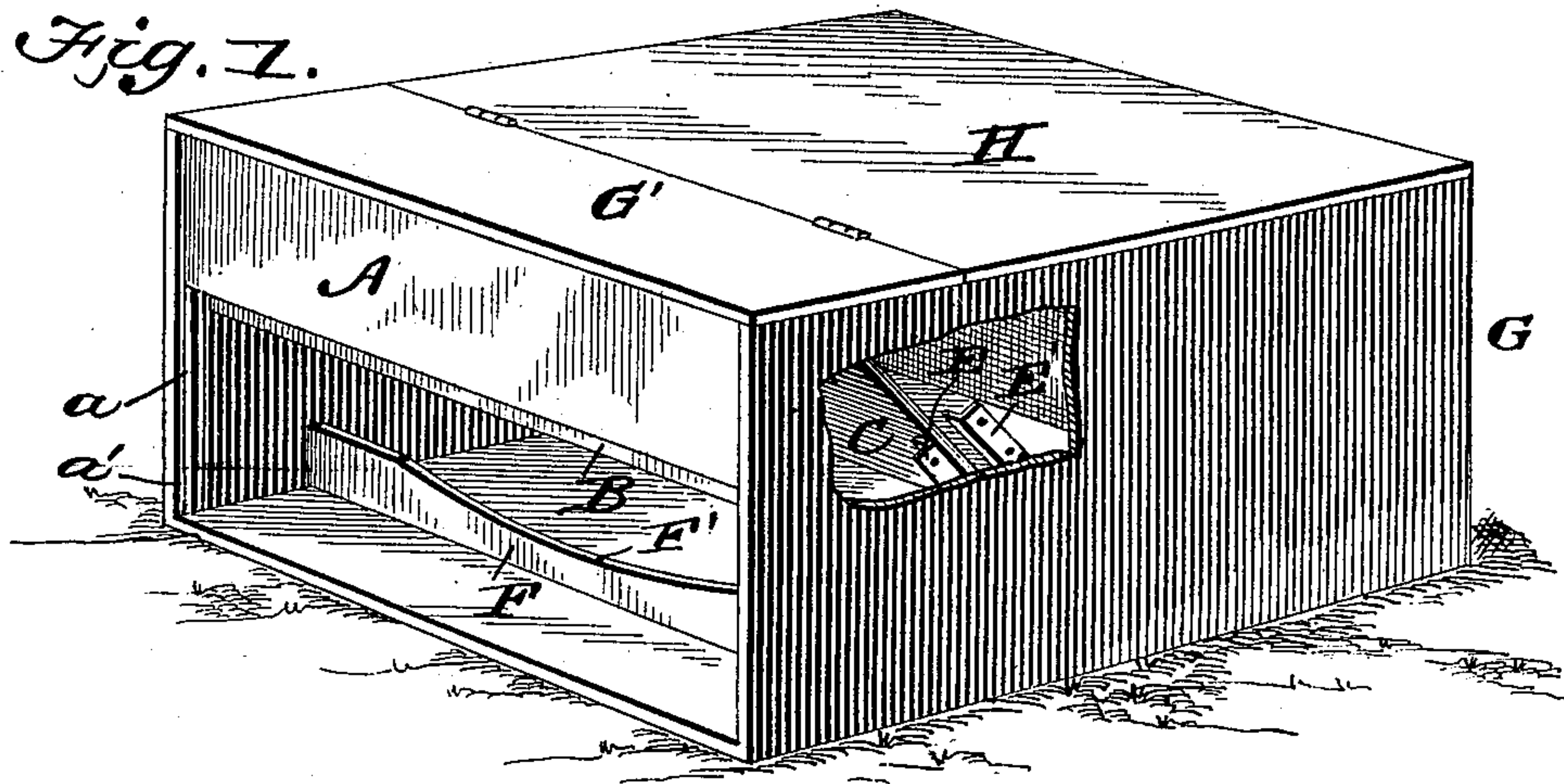


Fig. 2.

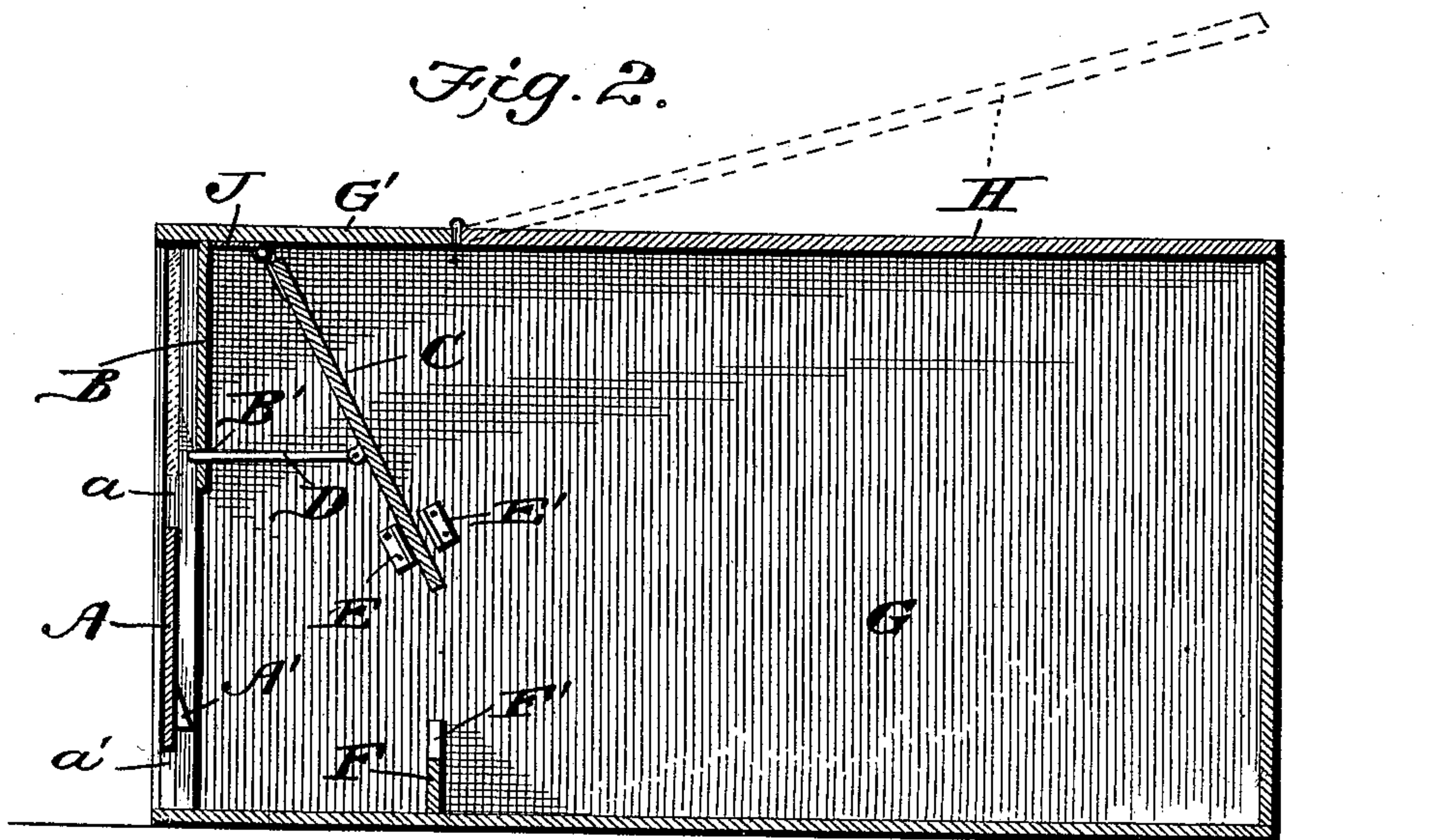
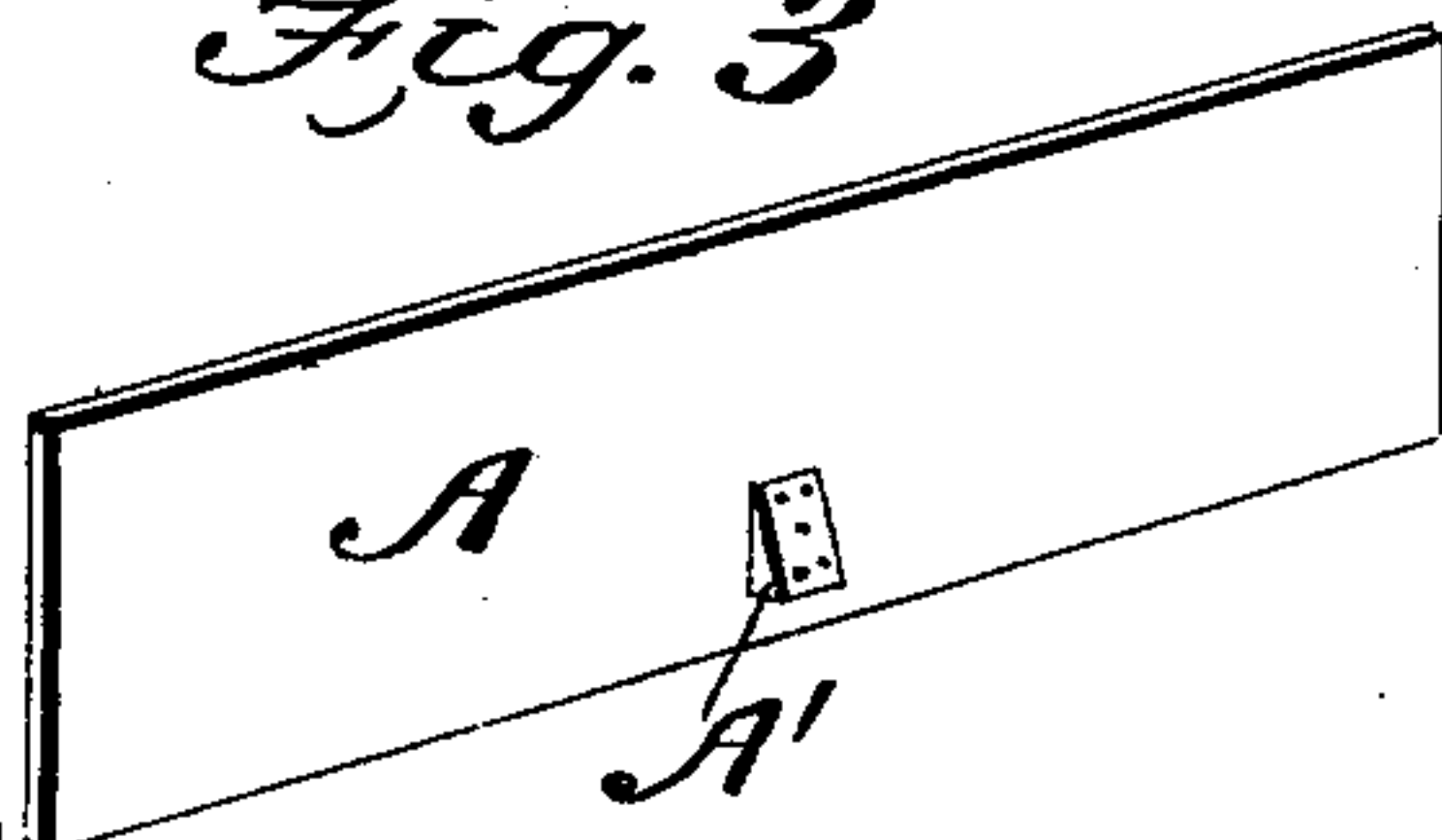


Fig. 3



WITNESSES:

M. D. Blondell.
J. L. Stitt.

INVENTOR

W. R. Petty.

BY *Wm. E. Co.*

ATTORNEYS

UNITED STATES PATENT OFFICE.

WILLIAM RENE PETTY, OF CARLISLE, NEBRASKA.

HEN'S NEST.

SPECIFICATION forming part of Letters Patent No. 646,871, dated April 3, 1900.

Application filed September 8, 1899. Serial No. 729,866. (No model.)

To all whom it may concern:

Be it known that I, WILLIAM RENE PETTY, of Carlisle, in the county of Fillmore and State of Nebraska, have invented a new and useful Improvement in Hens' Nests, of which the following is a specification.

My invention is an improvement in hens' nests or boxes; and it consists in certain details of construction and arrangement of the parts, which I shall first describe and then particularly point out in the appended claims.

Reference is to be had to the accompanying drawings, in which like characters of reference indicate corresponding parts in all the views.

Figure 1 is a perspective view of my improved hen's nest, the door being shown raised. Fig. 2 is a longitudinal section of the same with the door down, and Fig. 3 is a detail view of the door.

My improved hen's nest, as shown in the accompanying drawings, consists of a preferably oblong box G, one end of which is partly open and is provided with spaced guide-strips *a*, between which the door A is mounted and is adapted to fall by gravity upon blocks *a'* at the bottom of the guide-strips, whereby to form a ventilating-space below the door. At the upper part of this end of the box G and just back of the guide-strips *a* is secured a strip B, which forms a partially-closed end of the box and extends from side to side thereof and is of such width that its lower edge terminates some distance above the door A when the latter is in lowermost position, thereby providing another ventilating-space. To the top G' of the box and adjacent the strip B is secured a transverse hinge-strip J, to which the depending partition C is hinged, the said partition being of a width equal to about one-half the height of the box and being held by blocks E E', which are located one on each side of the lower edge of the partition. These blocks are spaced apart, so that the partition C may have a limited swinging movement between them, and the partition normally rests against the block E in an inclined position. At about the middle of the partition C is secured a latch-rod D, of wire or the like, the

said rod being guided as the partition C swings through an aperture B' in the strip B.

The door A has a beveled or inclined keeper A', secured on its inner face and in vertical alinement with the free end of the latch-rod D, so that when the door A is raised the latch will move under the keeper A', and thus hold the door raised.

A fixed partition F, curved at its middle, as at F', is secured in the bottom of the box just below the partition C and is of a height depending upon the size of the hens for which the box is intended.

The door A being in raised position, with its keeper engaged by the latch-rod D, the hen enters underneath the same and in passing to the interior of the box her back will push the swinging partition C and cause the latch-rod D to be withdrawn from the keeper, when the door A will fall by gravity and prevent the hen from coming out of the box.

To remove the hen, I provide a door H on the top of the box, which may be fastened by any suitable means.

Having thus described my invention, what I claim as new, and desire to secure by Letters Patent, is—

1. A nest, comprising a box having one end partly closed, a gravity-door in said end and formed with a keeper on its inner face, a swinging partition depending from the top of the box, a latch-rod on said partition and inserted through the end of the box to engagement with the keeper of the door whereby to hold the latter in raised position and stops limiting the movement of said partition and preventing the withdrawal of the rod from the end of the box, as set forth.

2. A nest, comprising a box having one of its ends partly closed, a gravity-door in said end and provided with an inclined keeper on its inner face, a swinging partition depending from the top of the box, a block on each side of said partition whereby to limit the swinging movement thereof and a rod secured to said partition in line with the keeper on the door and with which it is adapted to engage as set forth.

3. A nest, comprising a box, a gravity-door

in said box and provided on one side with an inclined keeper, a vertically-swinging partition hinged by its upper edge in said box, and a latch-rod carried by said partition, the said
5 rod being of such length that it will hold the partition beyond its center of gravity when engaged with the keeper on the door, whereby the rod will ride on the inclined keeper

and automatically engage the same to hold the door raised, and whereby the weight of the partition will act to press the rod toward the door as set forth.

WILLIAM RENE PETTY.

Witnesses:

P. W. Row,

J. H. MARR.