

No. 646,667.

W. H. McDONALD.  
COMBINED WRISTBAND AND CUFF HOLDER.

Patented Apr. 3, 1900.

(No Model.)

(Application filed Jan. 17, 1900.)

Fig. 1.

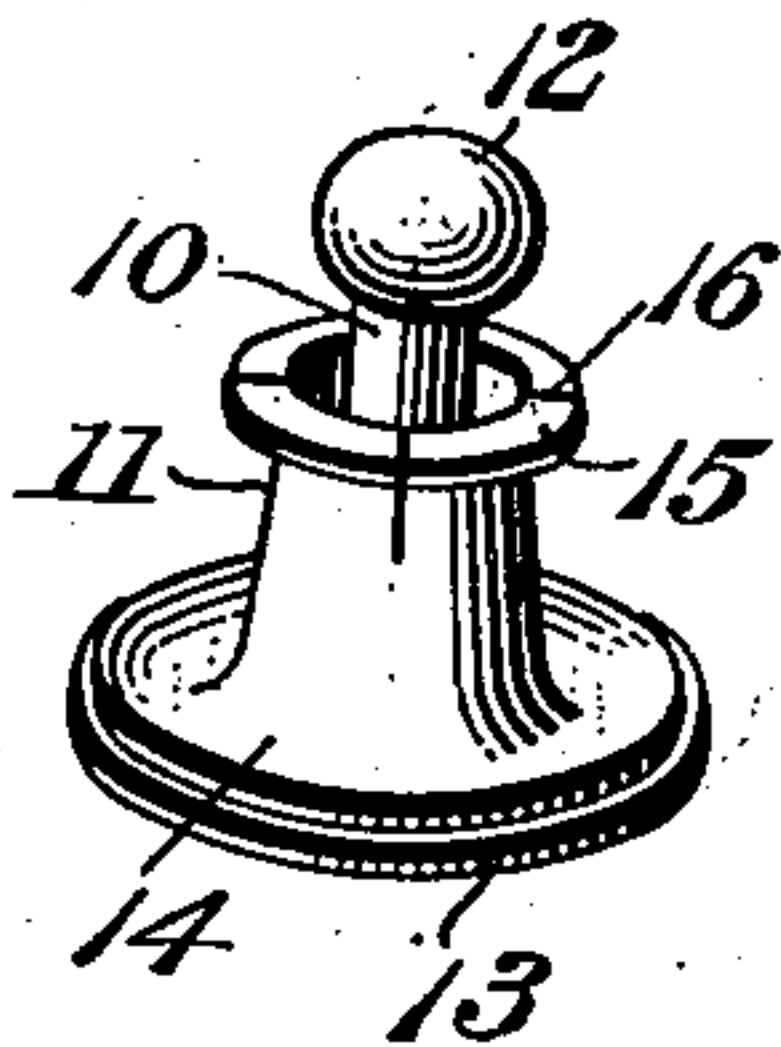


Fig. 2.

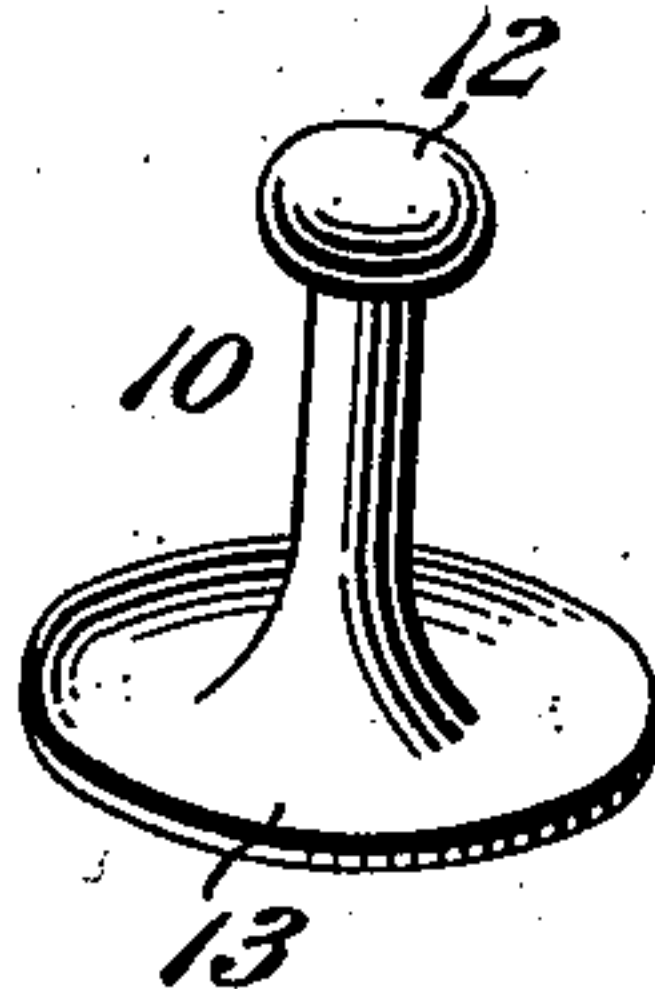


Fig. 3.

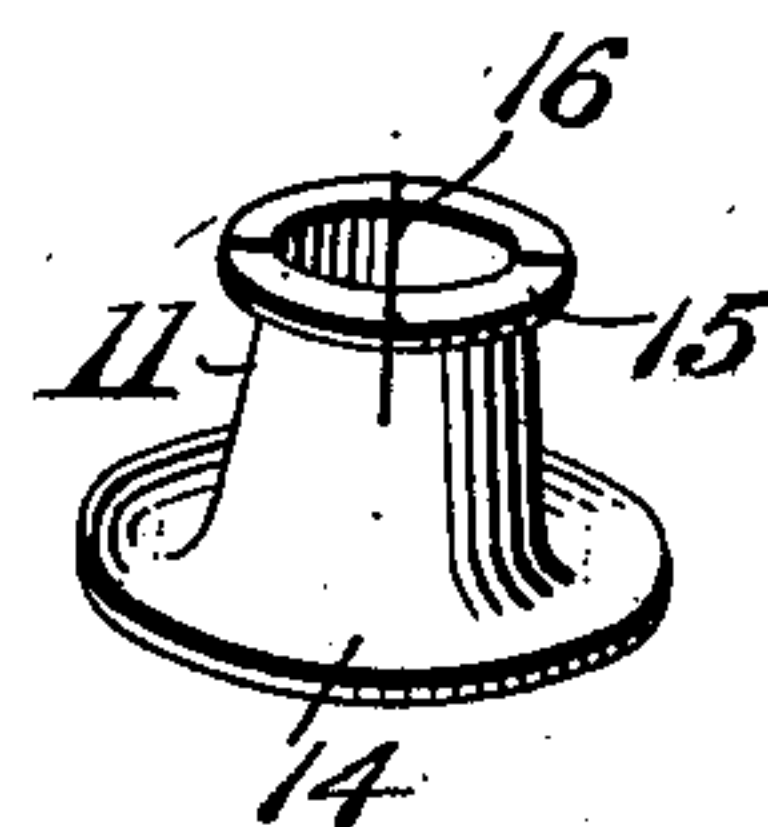


Fig. 5.

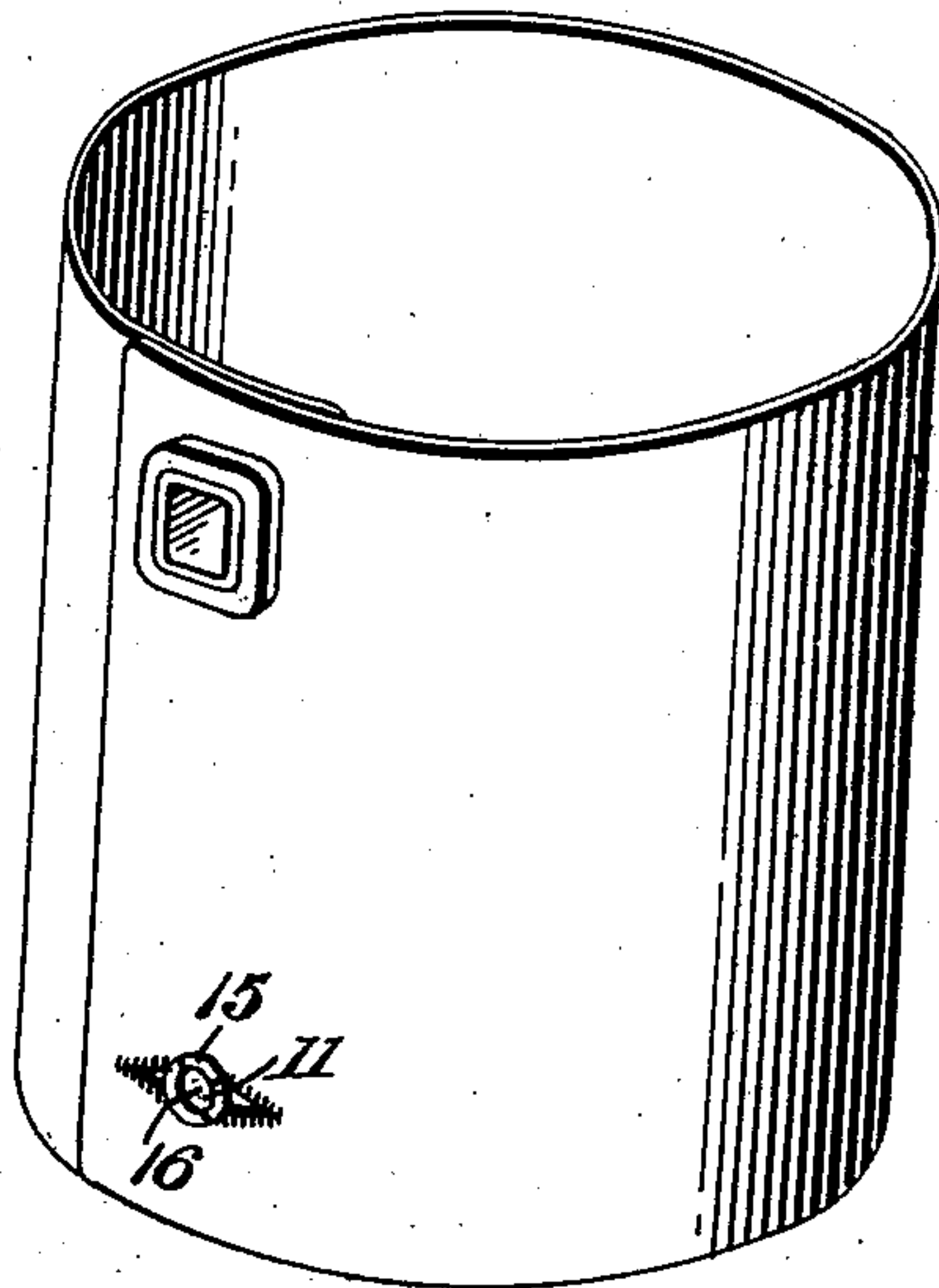


Fig. 4.

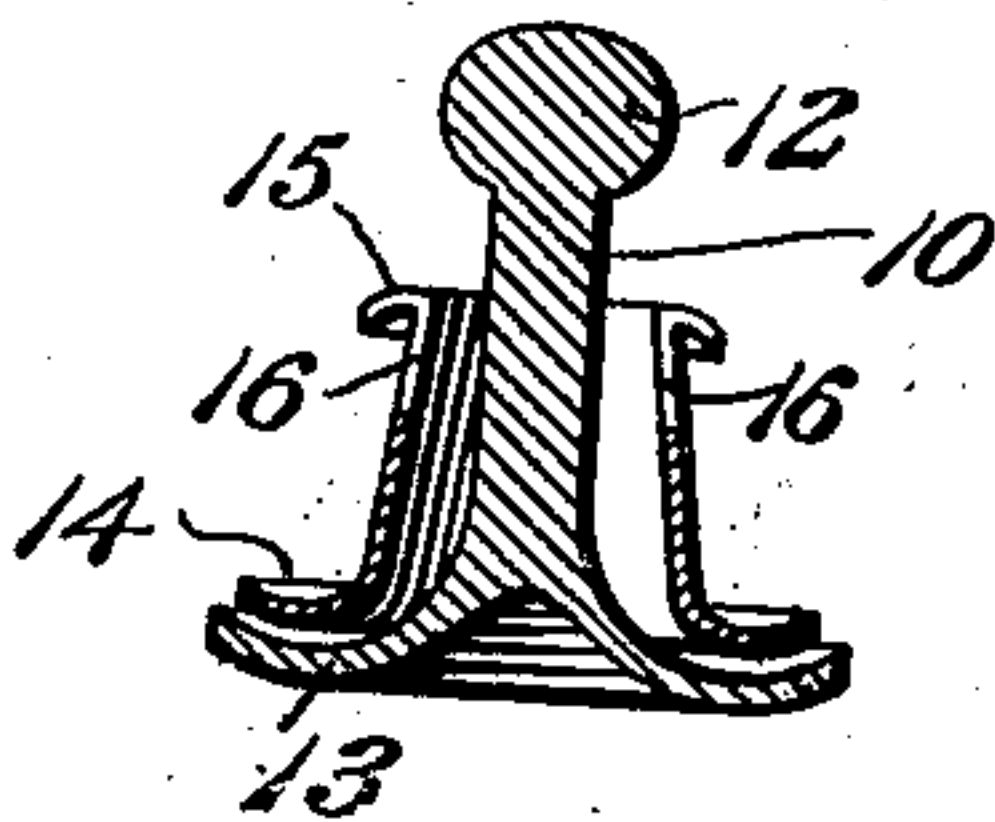


Fig. 6.

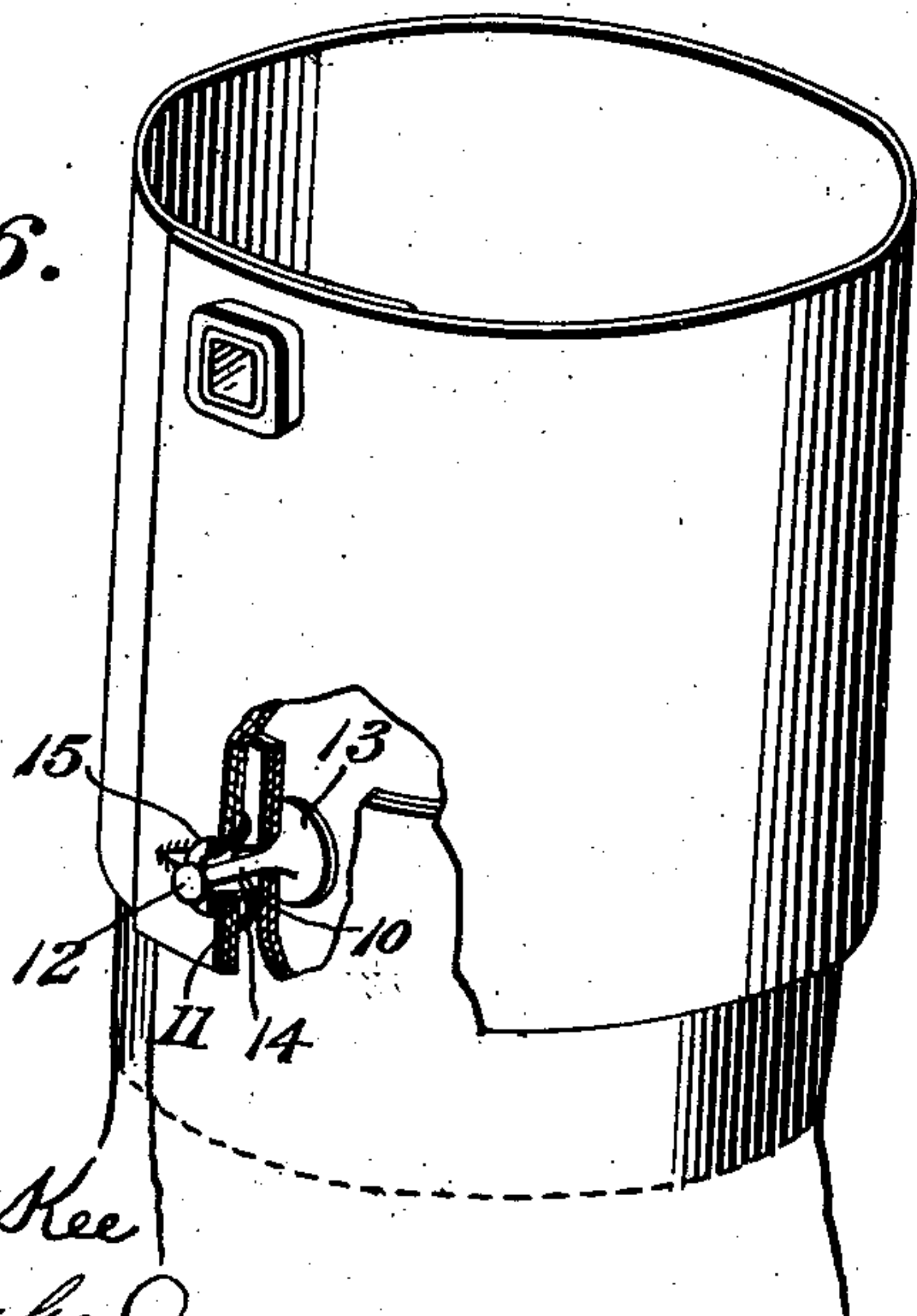
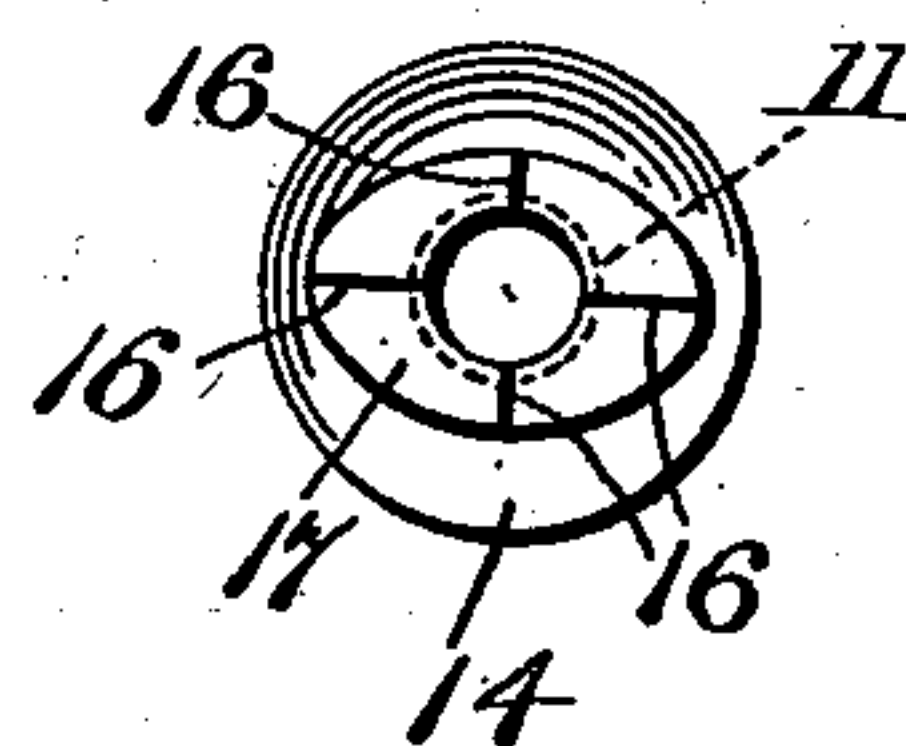


Fig. 7.



William H. McDonald  
By Inventor

*E. J. Siger*  
Attorney

Witnesses  
Edwin S. McKee  
H. J. Berchert



# UNITED STATES PATENT OFFICE.

WILLIAM H. McDONALD, OF CLEVELAND, OHIO.

## COMBINED WRISTBAND AND CUFF HOLDER.

SPECIFICATION forming part of Letters Patent No. 646,667, dated April 3, 1900.

Application filed January 17, 1900. Serial No. 1,775. (No model.)

*To all whom it may concern:*

Be it known that I, WILLIAM H. McDONALD, a citizen of the United States, residing at Cleveland, in the county of Cuyahoga and State of Ohio, have invented a new and useful Combined Wristband and Cuff Holder, of which the following is a specification.

My invention relates to a combined wristband and cuff holder by which I am able to dispense with separate means for connecting the wristband of the shirt-sleeve and attaching a cuff thereto, respectively, as is the common practice.

The employment of ordinary cuff-holders is objectionable because such holders interfere with the free arm movement in the act of writing, they are liable to catch in the coat-sleeve, and usually they embody in the construction thereof jaws which grip and mutilate the shirt-sleeve.

The present invention dispenses with a separate cuff-holder attachable to a shirt-sleeve, and it provides a means for holding the ends of the wristband together and for separably coupling a cuff thereto at a common point in a manner to properly hold the cuff in place, to facilitate the application or removal of the cuff, which will not tear or mutilate the sleeve, presents a neat appearance, and does not interfere with the arm in writing.

With these ends in view my invention consists of a combined wristband and cuff holder comprising a headed stud as a male member and an expansible eyelet open at both ends as a female member, adapted to receive said headed stud and thereby separably couple the two members together.

The invention further consists in the novel construction and adaptation of parts, as will be hereinafter fully described and claimed.

In the drawings, Figure 1 is a perspective view of the complete device. Figs. 2 and 3 are detail perspective views of the male and the female members of my holder, respectively. Fig. 4 is a longitudinal section of the holder with the members separably coupled together. Fig. 5 is a perspective view of the female member of the coupling applied to a cuff. Fig. 6 is a sectional view through the connected members, showing the male member applied to a wristband and the female member to a cuff. Fig. 7 is a plan view of

the preferred embodiment of the expansible eyelet constituting the female member of the cuff-holder and showing a split head, which prevents said member from accidental separation from the cuff.

The same numerals of reference are used to indicate like and corresponding parts in each of the several figures of the drawings.

The male member 10 of my improved holder or fastener is in the form of an elongated shank, circular in cross-section and provided at one end with a rounded or ball-shaped head 12 and an extended base 13, the diameter of which is greatly in excess of that of the post and the rounded head thereof. The female member 11 of the holder or coupling is in the form of an eyelet with a tubular part or body and is provided at one end with a base-flange 14 and at its other end with an external rim or bead 15. This eyelet is struck up from a single piece of sheet metal by a suitable die to the form represented more clearly by Fig. 3 of the drawings, and the base-flange 14 exceeds in diameter the tubular body and the beaded or rimmed edge thereof. One of the important features of the invention consists in having the beaded or rimmed end of the eyelet provided with longitudinal kerfs or incisions 16, which extend through the beaded edge 15 and into the tubular body of the eyelet or female member, whereby the latter is adapted to expand or contract in the operation of fitting the two members to or separating them from each other. The base-flanges of the studded male member and of the eyelet female member are concavo-convex in cross-section, so that the flanges will cooperate when properly assembled to confine the overlapping edges of the wristband together; but I prefer to make the base of the eyelet member of less diameter than the base of the stud member, so that the eyelet will lie within the limits of the stud.

According to my invention it is necessary to make the eyelet open at both ends in order that the stud may pass through said eyelet for the head of the stud to project beyond the rimmed edge of the eyelet member. The diameter of the eyelet at the rimmed or beaded edge thereof having the longitudinal kerfs or slits is less than the greatest diameter of the stud, and the bore or passage of the eyelet tapers from the base to the beaded edge.



This is advantageous, because the eyelet may readily be slipped over the head of the stud until the inner edge of said eyelet engages with the head, at which time it is necessary to forcibly press upon the female member, so as to cause expansion of the split end thereof and enable the head and the stud to pass through the contracted open end of the eyelet. After the eyelet has been slipped on the stud to occupy a position between the head and base of the male member the split end of the eyelet contracts, and it is securely but loosely confined against accidental displacement on the stud between the head and base thereof.

The male member of the holder is fitted in the buttonholes of a wristband in a familiar manner, so as to hold the ends thereof in overlapping relation. The female member of the holder is fitted in one or both of the buttonholes of the cuff at the end opposite the cuff-button, and this member remains in engagement with the cuff because the material thereof is confined between the base and the rim of said female member. To apply the cuff, it is slipped over the hand until the female member assumes a position over and in line with the headed stud, and said female member is then pressed over the stud in the manner hereinbefore described, so as to separably couple the two members of the holder together and to confine the cuff at the same place that the wristband has its ends connected together.

The female member of the holder may be readily separated from the male member by pulling outward on the cuff or the female member itself, and the cuff may then be readily removed from the wrist and hand of the wearer. This female member remains attached to the cuff, while the male member is fitted to the wristband of the shirt to remain thereon until it is desired to change the garment.

The parts of my improved holder are very compactly arranged, so that in the use thereof they will not interfere with the free movement of the arm in writing.

The device is exceedingly simple in construction, and it presents a neat and attractive appearance.

Each part or member of the holder may be made in a single piece of metal; but, if desired, the male member may be of composite or sectional construction in a manner similar to buttons used in neckbands and wristbands of shirts.

A part of the invention may be used without the whole—as, for example, the eyelet or female member may be employed in connection with a collar-button or a wristband-button which is adapted by its form and proportion to fit within said eyelet member. The number of kerfs or incisions provided in the beaded edge of the female member may vary—as, for instance, I may employ two, three, or four kerfs—the number depending upon the

material employed in the manufacture of the member 11.

In Figs. 1 and 3 of the drawings I have shown the expansible female holder member as having an annular divided rib which constitutes the head thereof; but under some conditions of service it may be found that this annular rib does not securely hold the member in the buttonholes of a cuff. It is of course desirable to securely retain the female member in the cuff when once applied thereto, and also to so construct the member that it may be manipulated by the fingers for ready insertion into as well as removal from the buttonholes of the cuff. These ends are attained by the construction shown in Fig. 7 of the drawings, wherein the expansible eyelet is provided with a divided head 17, which is elliptical in form, so that the major axis exceeds the minor axis. This elliptical head is an integral part of the tubular post of said expansible eyelet, and it is provided with a series of radial incisions 16 in order to give the desirable expansibility and springiness to the female member of the holder. In adjusting this member in place it is arranged so that the major axis of the elliptical head is in line with the length of the buttonholes in the cuff, after which the head is pushed through one or both buttonholes, and then the member is turned partly, so as to bring the major axis thereof in a direction at right angles to the length of the buttonholes, whereby the expansible eyelet or female member will securely retain itself in place.

Changes within the scope of the appended claims may be made in the form and proportion of some of the parts, while their essential features are retained and the spirit of the invention is embodied. Hence I do not desire to be limited to the precise form of all the parts as shown, reserving the right to vary therefrom.

Having thus described the invention, what I claim is—

1. A combined wristband and cuff holder, comprising the separable male and female members, the female member being an expansible eyelet open at both ends and provided at one end with a split head or rib, substantially as described.

2. A combined wristband and cuff holder comprising a headed stud as the male member, and an expansible eyelet open at both ends and provided at one end with a split head or rib as the female member adapted to be separably coupled to the male member, as and for the purposes specified.

3. A combined wristband and cuff holder, comprising a male member having a headed stud and a base, and a female member in the form of an expansible eyelet with a base at one end thereof adapted to cooperate with the base on the male member, said female member provided at the other end with a head or rib, substantially as described.

4. In a wristband and cuff holder, a female



member comprising an expansible eyelet having a tapering body open at both ends thereof and provided at one end with a head or rib and at its other end with a base.

5 5. In a wristband and cuff holder, a female member comprising an expansible eyelet having a base at one end, a bead or rim at the other end, and the kerfs or incisions extending through said bead, substantially as described.

10 6. In a combined wristband and cuff holder, an expansible eyelet as a female member having a tapering passage and headed and split at its smaller end, combined with a headed  
15 stud adapted to be slipped through said ex-

pansible eyelet, the diameter of the stud exceeding the smallest diameter of the eyelet, substantially as described.

7. In a combined wristband and cuff holder, a female member comprising an expansible 20 eyelet having a divided head, the length of which in one direction exceeds the length in another direction, as set forth.

In testimony that I claim the foregoing as my own I have hereto affixed my signature in 25 the presence of two witnesses.

WILLIAM H. McDONALD.

Witnesses:

ORRIN S. HERRICK,

EDWARD K. HOAK.