

No. 646,166.

Patented Mar. 27, 1900.

C. DODGE.
ACCOUTREMENT SUPPORT.

(Application filed Dec. 24, 1897.)

(No Model.)

4 Sheets—Sheet 1.

Fig. 1.

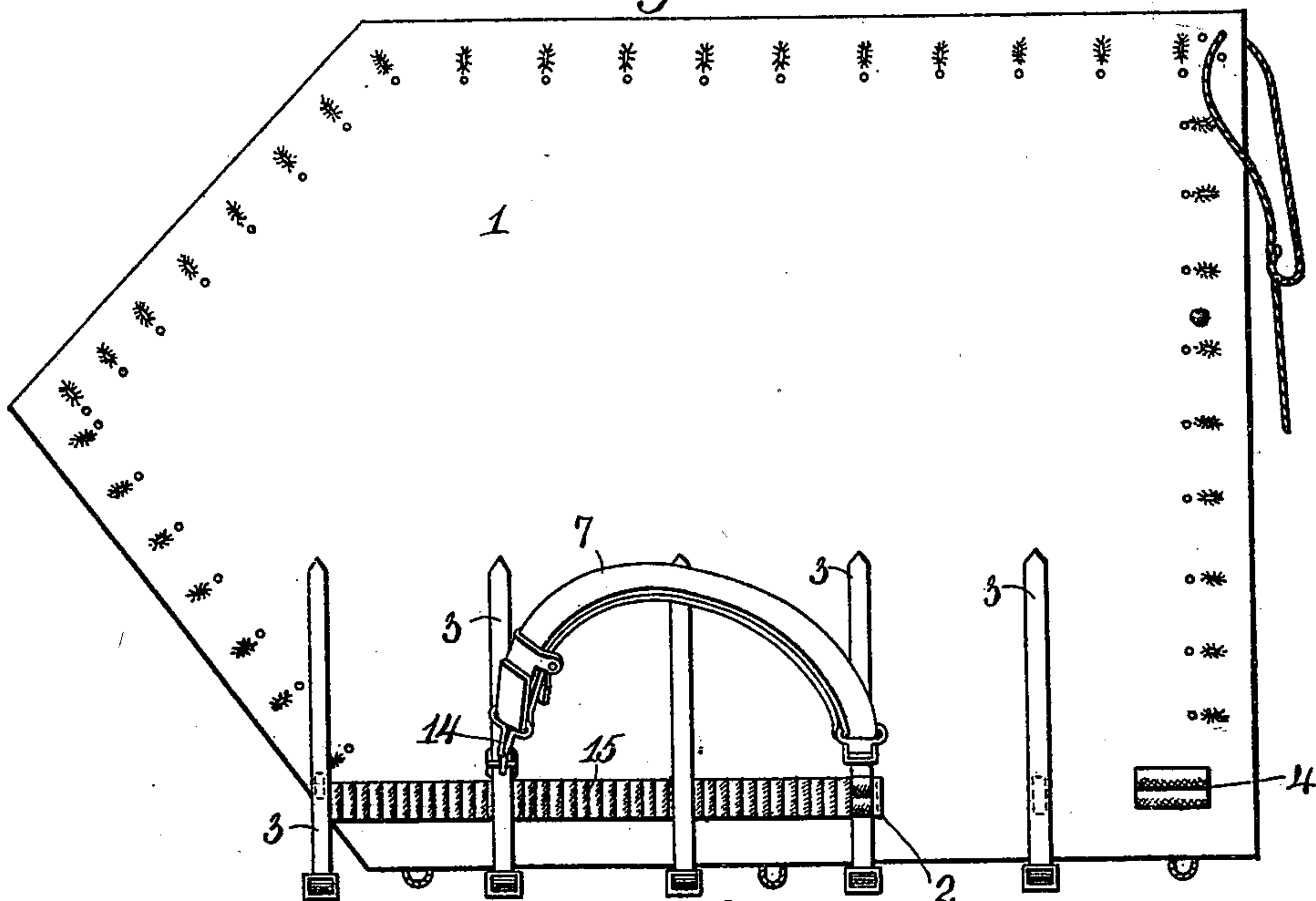
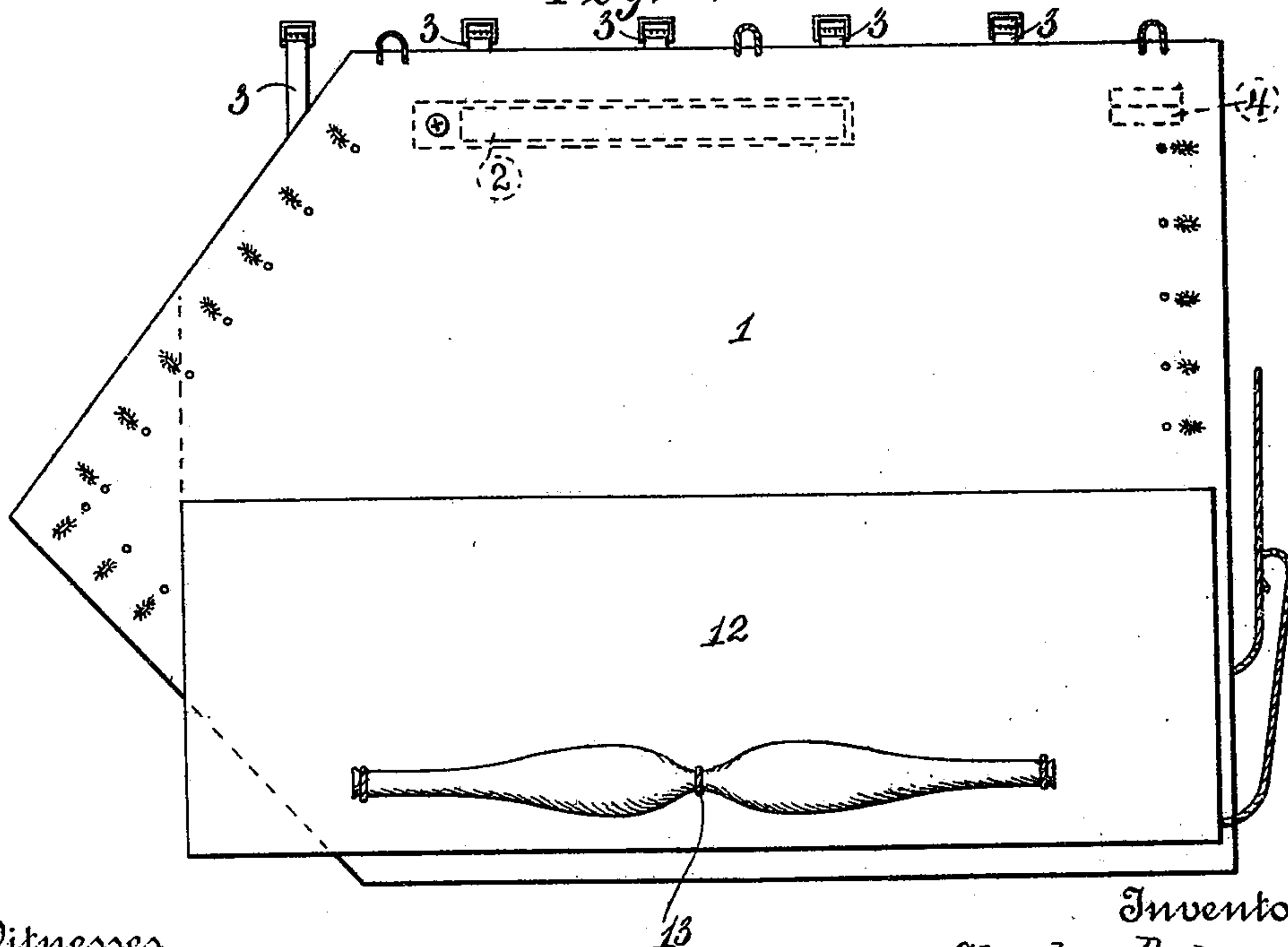


Fig. 2.



Witnesses
Herbert Bradley
Edward H. Allen,

Inventor
Charles Dodge.
by *Knight Bros*
Attorneys

No. 646,166.

Patented Mar. 27, 1900.

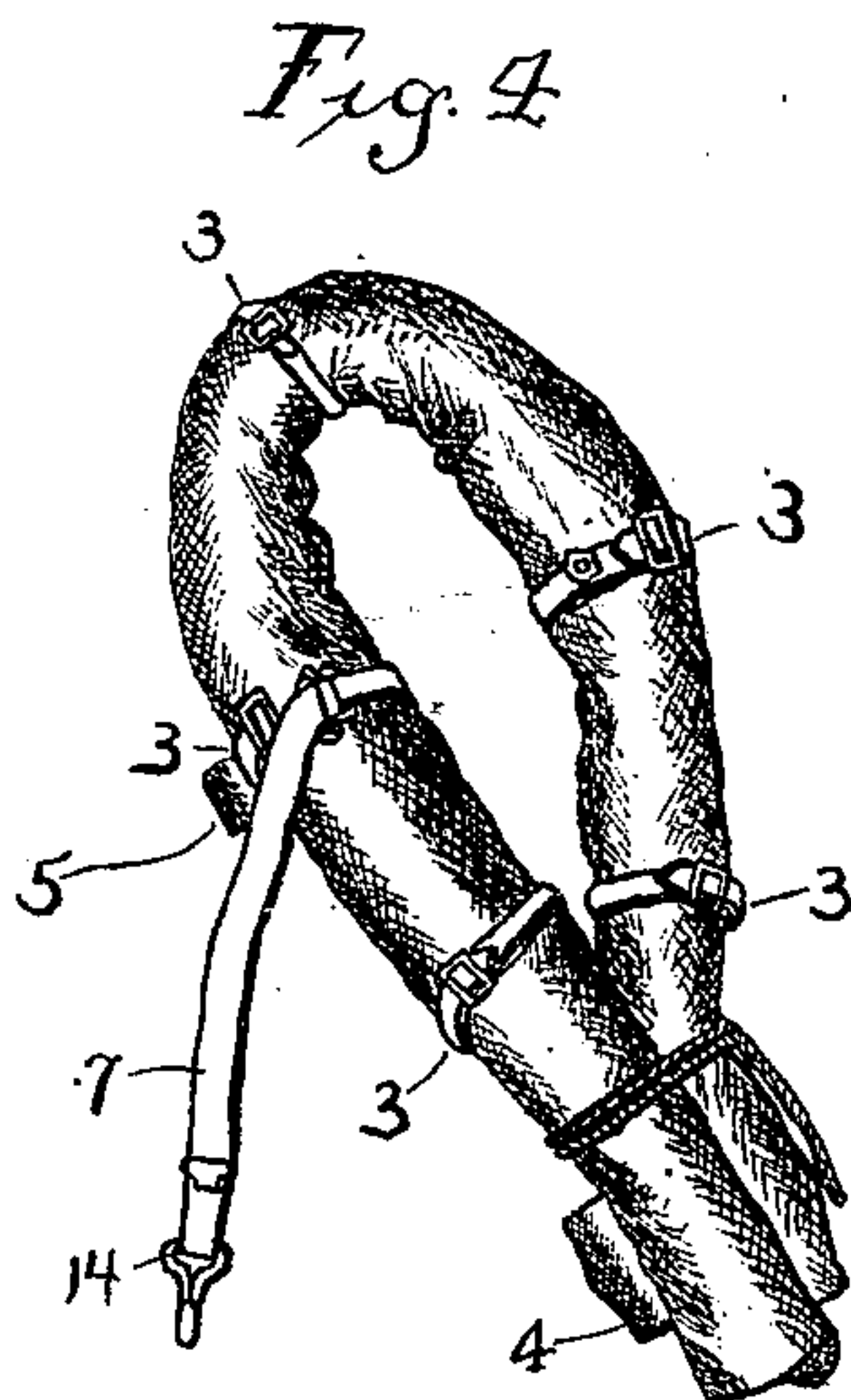
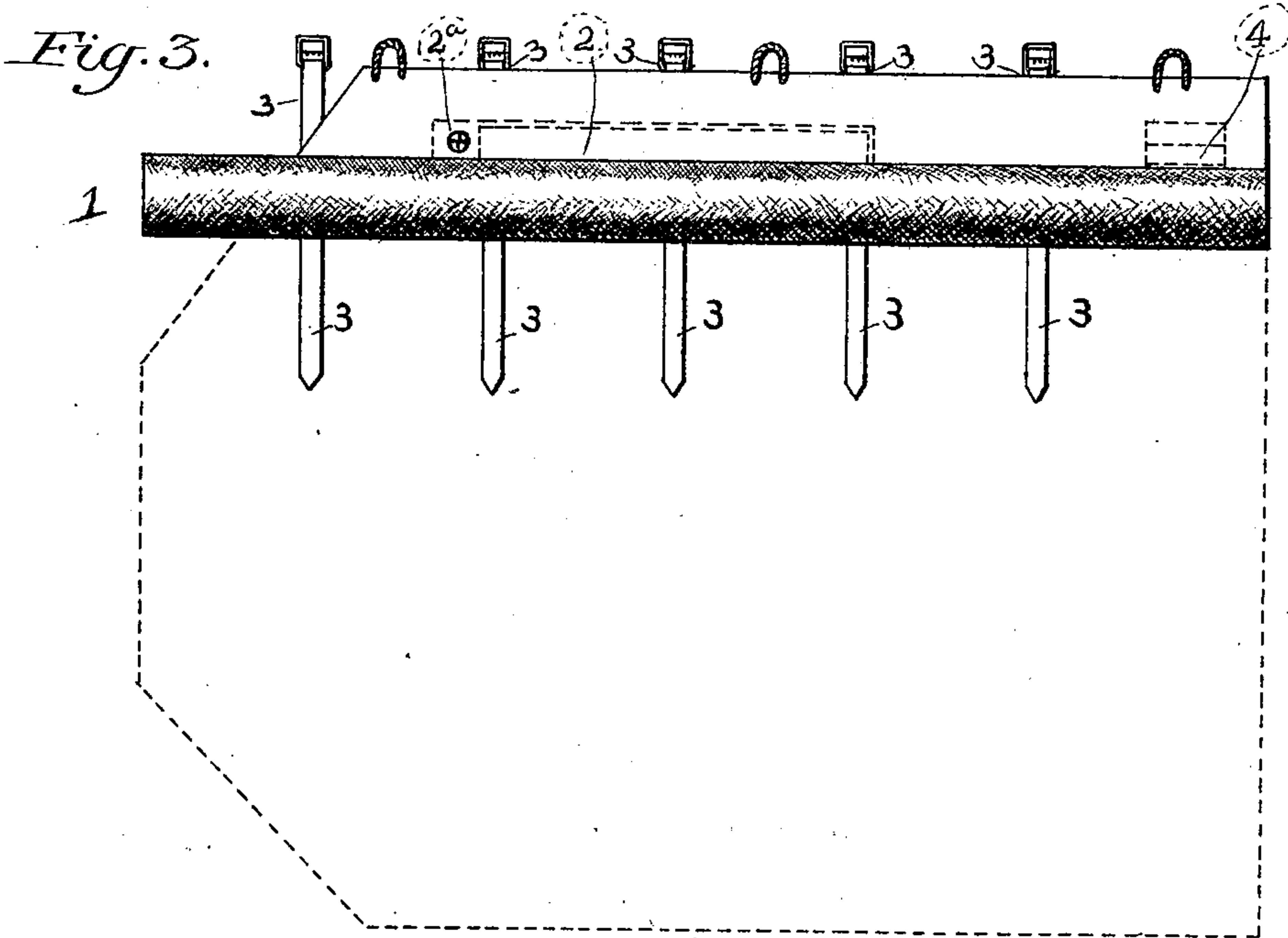
C. DODGE.

ACCOUTREMENT SUPPORT.

(Application filed Dec. 24, 1897.)

(No Model.)

4 Sheets—Sheet 2.



Witnesses
Herbert Bradley,
Edward H. Allen,

Inventor
Charles Dodge
by Knight & Sons
Attorneys

No. 646,166.

Patented Mar. 27, 1900.

C. DODGE.
ACCOUTREMENT SUPPORT.

(Application filed Dec. 24, 1897.)

(No Model.)

4 Sheets—Sheet 3.

Fig. 6.

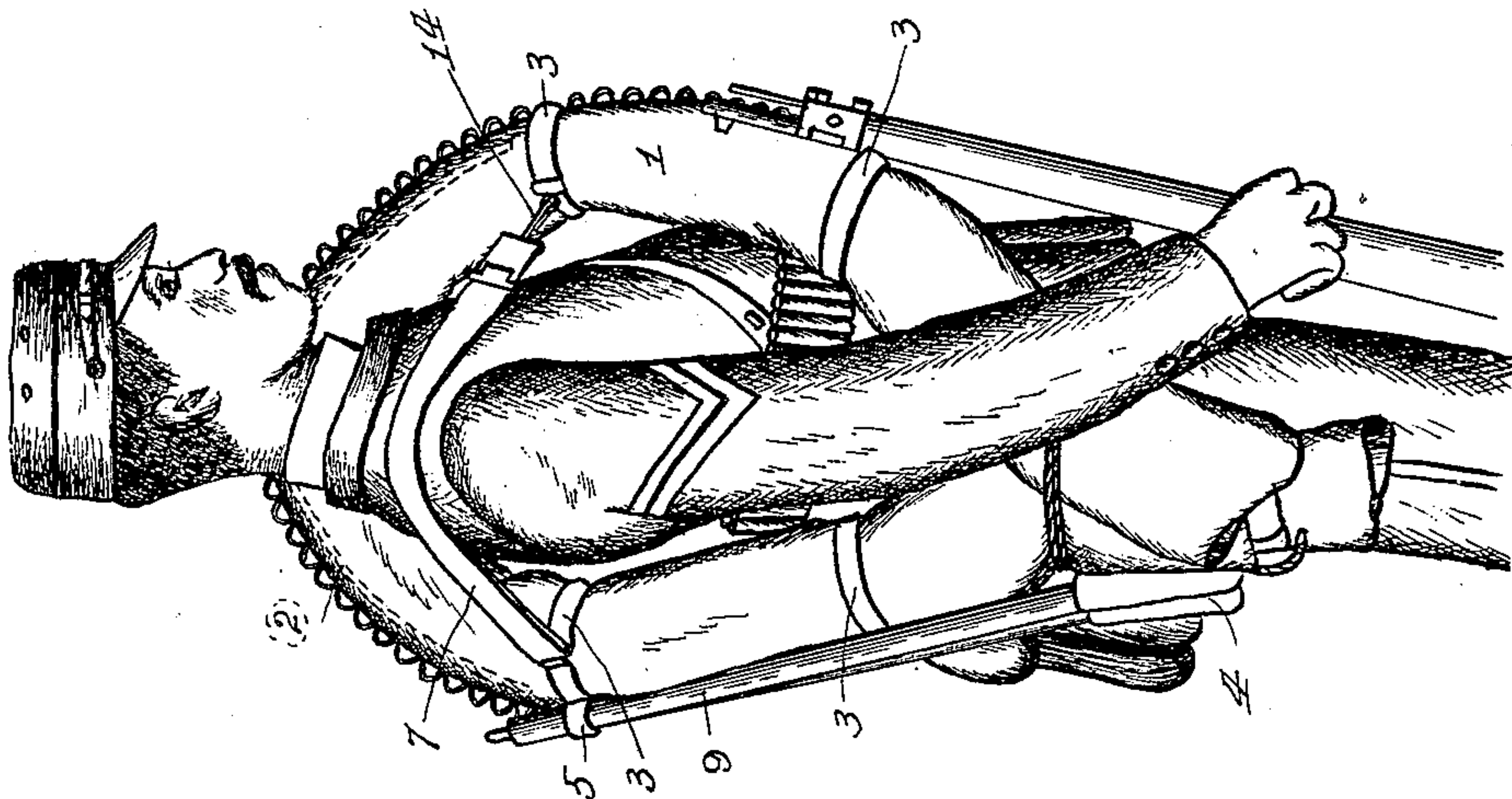
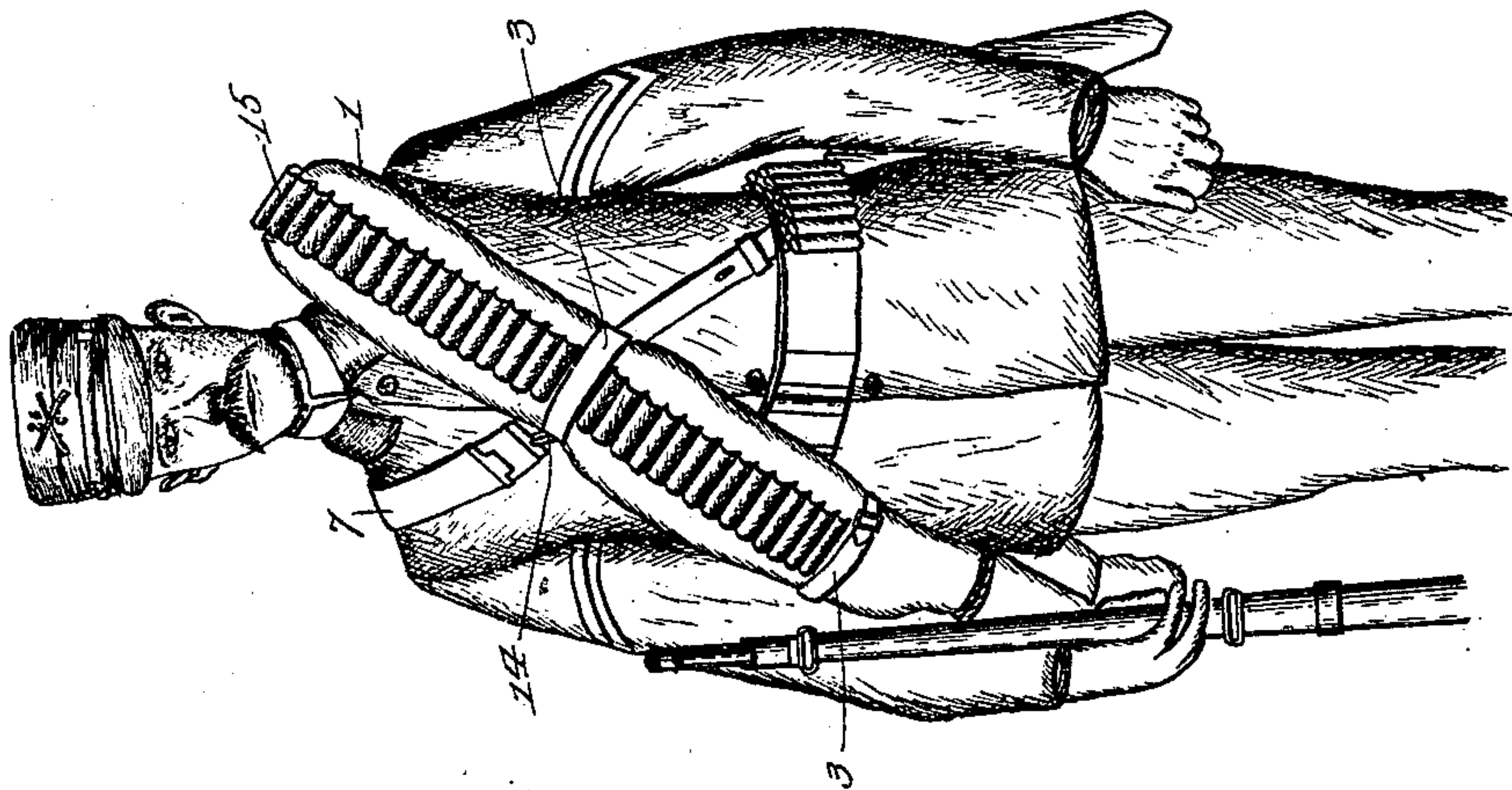


Fig. 5.



Witnesses
Herbert Bradley,
Edward H. Allen,

Inventor
Charles Dodge.

By *Knight & Paine*
Attorneys

No. 646,166.

Patented Mar. 27, 1900.

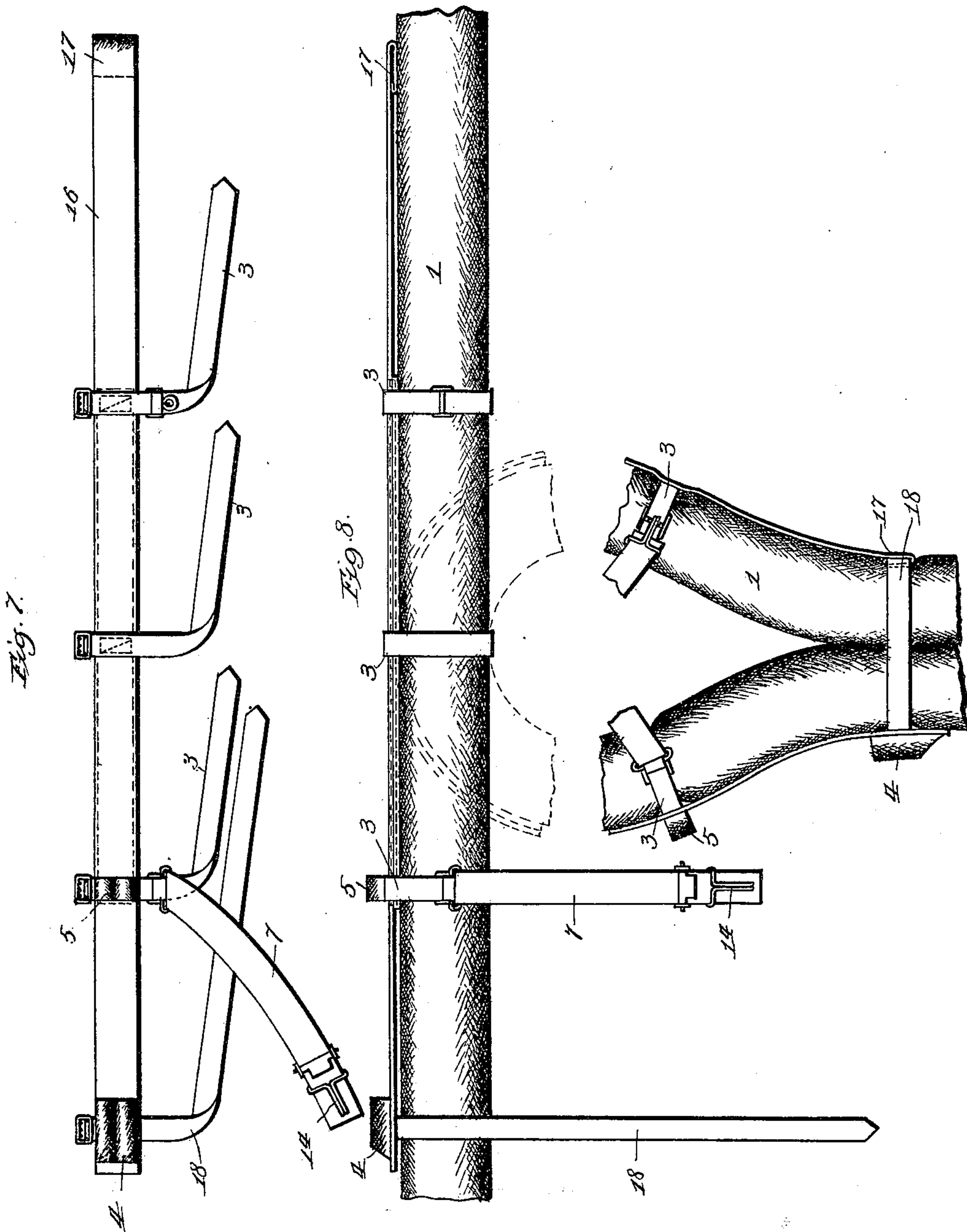
C. DODGE.

ACCOUTREMENT SUPPORT.

(Application filed Dec. 24, 1897.)

(No Model.)

4 Sheets—Sheet 4.



Witnesses
Herbert Bradley,
Edward K. Allen,

Inventor
Charles Dodge.
by Knight Bros
Attorneys.

UNITED STATES PATENT OFFICE.

CHARLES DODGE, OF THE UNITED STATES ARMY, ASSIGNOR TO KATE C. DODGE, OF FORT DOUGLAS, UTAH.

ACCOUTREMENT-SUPPORT.

SPECIFICATION forming part of Letters Patent No. 646,166, dated March 27, 1900.

Application filed December 24, 1897. Serial No. 663,298. (No model.)

To all whom it may concern:

Be it known that I, CHARLES DODGE, captain Twenty-fourth Infantry, United States Army, have invented a new and useful Accoutrement-Support, of which the following is a specification.

My invention is designed as a substitute for the knapsack or any other form of pack carried on a soldier's back.

10 It consists of a shelter-tent and shoulder-strap so combined as to carry all necessary equipments in such manner that all pressure of the roll is removed from the chest and back and the weight of said roll can be shifted from
15 one side of the body to the other or from one shoulder to the other or equalized on both shoulders at will while on the march without unmoving the roll from the body. To accomplish this, five roll-straps, two tent-pole holders, and a nine-ounce steel band, incased in a
20 canvas pocket, have been added to the regulation tent, as shown in the accompanying drawings. I also employ an adjustable shoulder-strap. It is preferable that the tent used
25 with my improved pack be of a tan or brown color—that is, the same color as the soldier's leggings and of the same general shade as campaign-hat, haversack, and canteen. It looks better on the soldier, it is not so readily seen
30 by the enemy either in camp or on the soldier, does not show the dirt, and is of the greatest possible comfort to the soldier in camp, shading, as it does, his eyes from the glare of the sun, &c.

35 In the drawings, Figure 1 is a plan of a shelter-tent adapted as a covering for the pack or roll. Fig. 2 is a similar view of the reverse side of the shelter-tent with articles laid in position to be wrapped or rolled. Fig.
40 3 is a similar view of the luggage, partially rolled or packed in the tent, the outline of the tent being indicated in dotted lines. Fig. 4 is a perspective view of the completed roll or pack. Fig. 5 is a front view illustrating the
45 position of the accoutrement on the wearer. Fig. 6 is a side view illustrating the position in which the accoutrement is worn and showing the effect of the shaping-piece to prevent pressure upon the back or chest. Fig. 7 is a
50 top plan of the roll-support, adapted for use independent of the tent. Fig. 8 is a side ele-

vation of the same secured to a roll, the lower part of the figure representing the roll as being broken away and folded.

In the preferred form of my invention a 55 shelter-tent 1 or other equivalent piece of canvas or flexible covering of suitable dimensions has applied to it, along one edge and about midway of the greatest length of the covering, a resilient shaping-piece 2, se- 60 cured in a pocket sewed to the tent, the flap of the pocket being secured by means of the button 2^a. Along the same edge of the covering is secured five straps 3 of suitable length. These straps may be secured by rivets or 65 sewing, as found most desirable.

4 are pockets secured, as shown, at the bottom of the covering and near to the edge, to which the straps 3 are secured.

5 are stays or loops secured to the covering 70 above, but in line with the pockets 4, whereby the tent-pole 9, made in section, is secured to the pack. The loops may be formed in one of the straps, if desired, and I have shown the top loops so formed. 75

7 is an adjustable shoulder-strap secured by buckles 14 or other suitable means to one of the straps 3, as shown. This strap is made, preferably, of cotton webbing. Along the 80 outer edge, or, rather, in line with the canvas pocket 2, cartridge-loops 15 can be added to carry extra ammunition in case of an emergency.

Having thus prepared the shelter-tent, the same is spread out on the ground so that the 85 side on which the straps are sewed will be next to the ground. On this, place the blanket and underclothes smoothly, and the whole is rolled into the shape shown in Fig. 3 and secured by means of straps 3. The roll or 90 pack may be now bent so that the steel band and tent-pole holders will come on the outside of the roll into the shape shown in Fig. 4 and the ends secured by means of the guy-rope. The tent-pole 9 is then passed through the 95 loops 5 and into the pockets 4. The adjustable strap 7 is now secured to the straps 3 by means of the hook-buckle 14 and the pack raised up and over the head of the wearer, the roll resting on the left shoulder and the 100 strap 7 on the right shoulder.

If it is desired to place all the weight on

the left shoulder, the adjustable strap 7 is let out until there is no bearing on the right shoulder. To place all the weight on the right shoulder, raise the left hand, catch the roll, and pull it off the left shoulder, and this will leave the roll hanging by the shoulder-strap 7 on the right shoulder. To place the weight equally on both shoulders, the roll should be left on the left shoulder. Then tighten up the shoulder-strap until there is as much weight on the right shoulder as there is on the left. All of these adjustments can be made by the soldier while marching. Consequently it is possible to keep constantly changing the bearing-points on the body and in this way relieve the soldier of great discomfort while marching.

This pack in no way interferes with the free use of the arms of the soldier in firing, standing, kneeling, or prone.

For transportation in wagons or by rail untie the ends and pack the rolls after the manner of cigars in a box.

If it is desired to carry the overcoat or rubber poncho, so that they can be used on the march without unpacking the roll, simply roll them separately and strap on the outside of the roll by means of the straps 3, from which position either can be easily taken off without disturbing the roll proper.

In a general way the way of making the pack has been described; but as the manner of making the roll adds much to the soldier's comfort, as well as convenience and appearance, it is perhaps advisable to describe in detail the manner found most desirable in packing.

Spread the shelter-tent out as above described. Fold the blanket 12 once lengthwise and lay it on the edge of the tent farthest from the straps 3. (See Fig. 2.) Next take the nether garments, spread the legs out, and in them roll the undershirt, socks, toilet articles, &c. Then roll the nether garment together in the middle and tie with the tape 13, usually found on the waistband of such garments, and tie the ends of the legs with the strings. This will give an elongated bag for carrying the underclothes, &c., without adding an ounce of weight to the equipment. This roll once made needs no attention until the soldier desires to change his underclothes. Consequently it is always ready to be packed at a moment's notice. The tent on the ground and the blanket on the tent, place the roll of underclothes on the blanket, as shown in Fig. 2, and roll them in the blanket. Then roll this blanket-roll in the shelter-tent, as shown in Fig. 3.

If used as a separate or distinct form of equipment complete within itself—that is, forming no part of the shelter-tent or other article of accoutrement—the device will appear as represented in Figs. 7 and 8. In this form the device consists of a long strip of canvas 16 or other suitable material bent upon itself at one end to form a loop 17. The tie-straps 3 are secured to the strip 16 in any de-

sired manner, one of said straps forming the loops 5. 7 is the adjustable strap, provided with the hook-buckle 14. The pockets 4, secured near one end of the strip 16, are identical with those shown in Fig. 1. 18 is a strap sewed to one end of the strip 16. This strap is much longer than the straps 3. A suitable pocket is formed on the strip 16, adapted to hold a steel band of suitable length. After the roll is formed this form of equipment is placed on the top of the same and the straps 3 tightly drawn around the roll and buckled. When it is desired that the roll thus formed be carried on the shoulder, the ends of the roll are bent around as shown in the lower portion of Fig. 8. The strap 18 is then passed through the loop 17 in the strip 16 and buckled, thereby holding the roll in this shape.

The advantages claimed for the device when sewed to the shelter-tent are more than retained in the present form of equipment in that any form of roll can be carried by the soldier in the manner already described without always having to carry the shelter-tent as a part of the bundle. In other words, a roll consisting of the blanket and underclothes can be carried, and if it is desired to carry the shelter-tent and overcoat in addition these can also be added to the roll and the whole carried as before described. Thus a small roll or a heavy one can be carried, as the occasion may require.

In regular service it has been found, in connection with my patented accoutrement-support, that the shaping or resilient plates become very rusty and in continued usage they become slightly bent. To remove them, it becomes necessary to rip the sewing. Then after being cleaned and reversed the soldier is compelled to sew the pocket on again. This is very objectionable on account of the time consumed, and, further, it very often happens that the soldier is not provided with needle and thread, whereas in the present construction these disadvantages and objections are entirely overcome, as the soldier may readily unbutton the flap of the pocket and remove the plate for cleaning, oiling, or reversing.

What I claim, and desire to secure by Letters Patent, is—

1. An accoutrement for attachment to a blanket-roll or the like and for imparting to the roll the described shape; the same comprising an elongated body of canvas or like material, the flat resilient shaping-plate which straightens out the accoutrement for application to the roll, and imparts the desired curvature to the roll when the ends of the roll are brought together, and straps distributed along the length of the accoutrement for securing it to the roll and for securing the ends of the roll together, substantially as herein explained.

2. An accoutrement for attachment to a blanket-roll or the like, and for imparting to the roll the described shape; the same com-

prising an elongated body of canvas or like material, the flat resilient shaping-plate which straightens out the accoutrement and imparts the desired curvature to the roll when the ends of the roll are brought together, binding-straps located at the respective ends of such resilient plate to hold the same to the roll and means for securing the ends of the roll together.

10 3. An accoutrement for attachment to a blanket-roll or the like and for imparting to the roll the described shape; the same comprising an elongated body of canvas or like material, the flat resilient shaping-plate which
15 straightens out the accoutrement for application to the roll and imparts the desired curvature to the roll when the ends of the roll are brought together and straps distributed along the length of the accoutrement for securing
20 it to the roll and for securing the ends of the roll together, said accoutrement also having tent-pole pockets and loops spaced apart lengthwise thereof to hold the tent-poles longitudinally on the leg of the roll.

25 4. An accoutrement for attachment to a blanket-roll or the like, and for imparting to the roll the described shape; the same comprising an elongated body of canvas or like material bent upon itself at one end to form
30 a loop 17, the flat resilient shaping-plate which straightens out the accoutrement for application to the roll and imparts the desired curvature to the roll when the ends of the roll are brought together, binding-straps located at
35 the respective ends of the resilient plate to hold the same to the roll and a binding-strap 18 secured near one end of the accoutrement adapted to engage the loop 17 thereby securing the ends of the roll together.

40 5. An accoutrement for attachment to a blanket-roll or the like, and for imparting to the roll the described shape, the same com-

prising an elongated body of canvas or like material bent upon itself at one end to form a loop 17, the flat resilient shaping-plate which
45 straightens out the accoutrement for application to the roll and imparts the desired curvature to the roll when the ends of the roll are brought together, binding-straps located at the respective ends of the resilient plate to
50 hold the same to the roll and a binding-strap 18 secured near one end of the accoutrement adapted to engage the loop 17 thereby securing the ends of the roll together, and a shoulder-strap adjustably secured to one of the
55 binding-straps.

6. An accoutrement for attachment to a blanket-roll or the like, and for imparting to the roll the described shape; the same comprising an elongated body of canvas or like
60 material, a pocket formed in said body of canvas, the flat resilient shaping-plate removably held in said pocket whereby it may be reversed, adjusted and cleaned, and straps distributed along the length of the accoutre-
65 ment for securing it to the roll and for securing the ends of the roll together.

7. An accoutrement for attachment to a blanket-roll or the like, and for imparting to the roll the described shape; the same comprising an elongated body of canvas or like
70 material, a pocket formed in said body of canvas having a securing-flap, the flat resilient shaping-plate removably held in said pocket whereby it may be reversed, adjusted and
75 cleaned, and straps distributed along the length of the accoutrement for securing it to the roll and for securing the ends of the roll together and an adjustable shoulder-strap secured to one of the said binding-straps.

CHAS. DODGE.

Witnesses:

BENJAMIN FRANKLIN SAYRE,
EDWARD WILLIAMS.