

No. 645,847.

Patented Mar. 20, 1900.

G. L. BLACKMAN.

COMBINED WAIST HOLDER AND SKIRT SUPPORTER.

(Application filed Oct. 10, 1899.)

(No Model.)


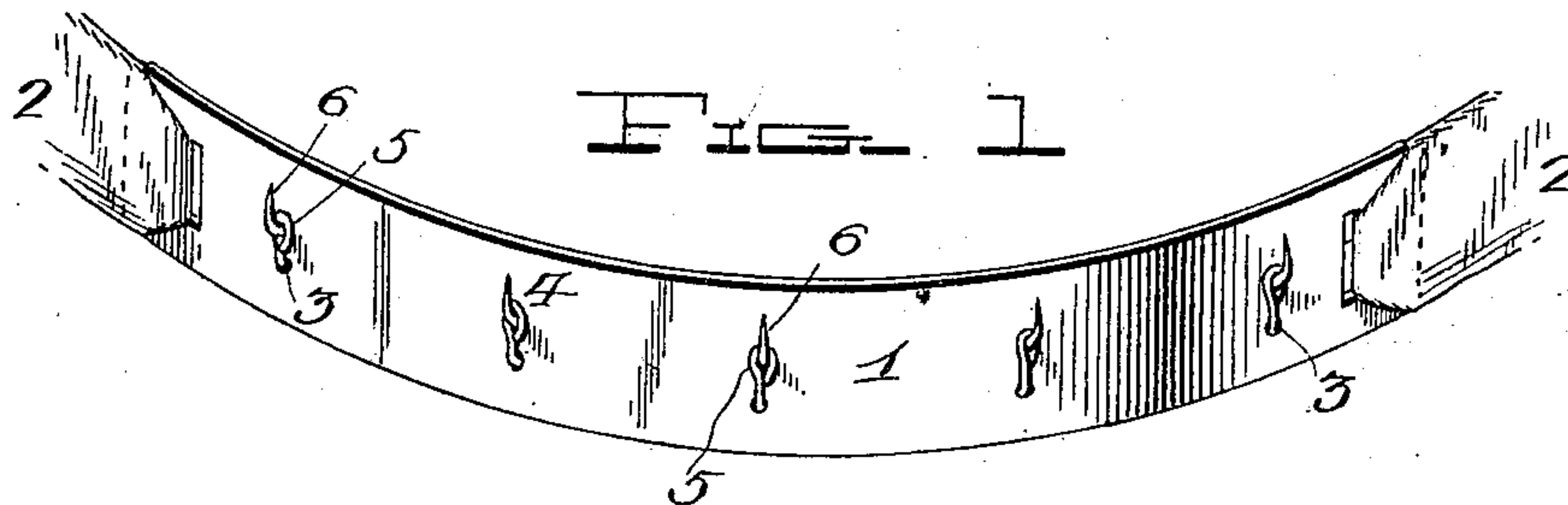


FIG. 3

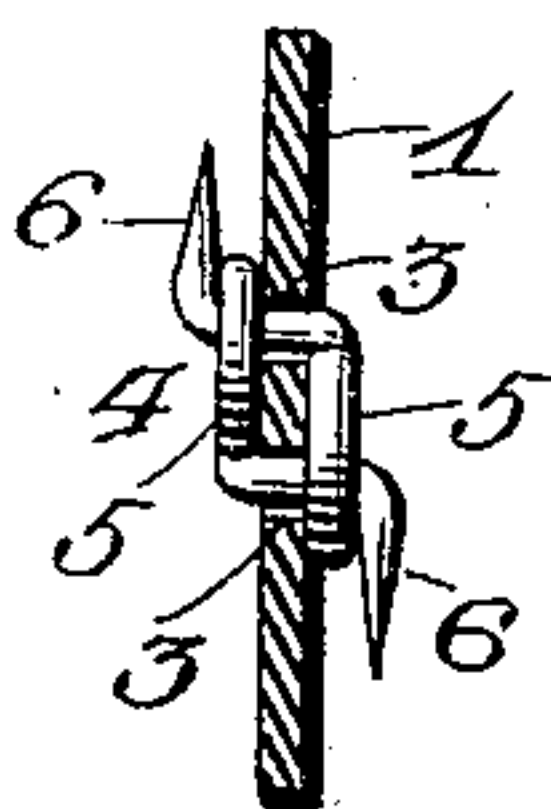


FIG. 4

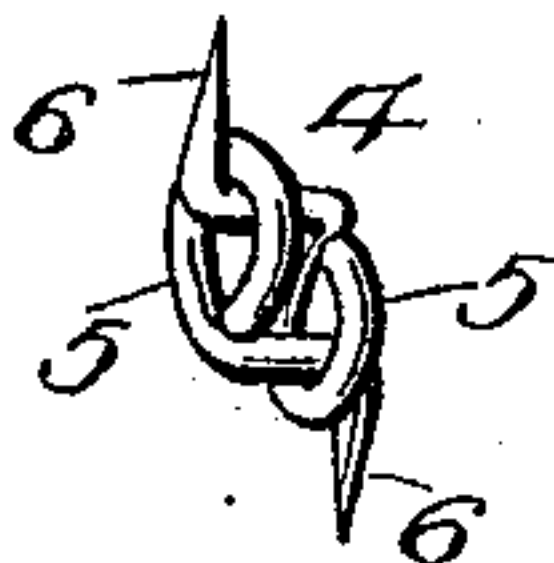
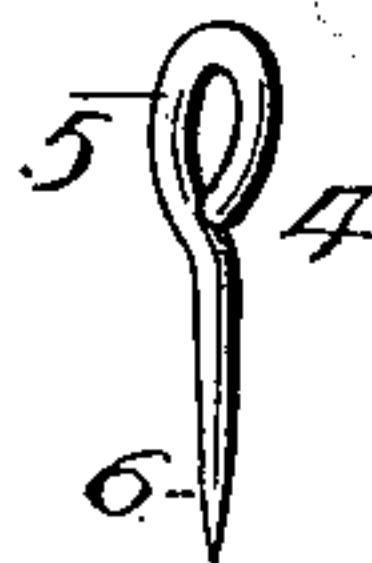


FIG. 5



Witnesses
J. L. Johnson
A. Wilson

Inventor
by *George L. Blackman,*
A. B. Wilson & Co.
Attorneys

UNITED STATES PATENT OFFICE.

GEORGE LYMAN BLACKMAN, OF WHITESVILLE, NEW YORK.

COMBINED WAIST-HOLDER AND SKIRT-SUPPORTER.

SPECIFICATION forming part of Letters Patent No. 645,847, dated March 20, 1900.

Application filed October 10, 1899. Serial No. 733,231. (No model.)

To all whom it may concern:

Be it known that I, GEORGE LYMAN BLACKMAN, a citizen of the United States, residing at Whitesville, in the county of Allegany and State of New York, have invented certain new and useful Improvements in a Combined Waist or Basque Holder and Skirt-Supporter; and I do declare the following to be a full, clear, and exact description of the invention, such as will enable others skilled in the art to which it appertains to make and use the same.

The invention relates to a combined waist or basque holder and skirt-supporter and, as its title implies, is for the purpose of supporting the skirt, as well as preventing the basque or waist from pulling up in the back.

The object of the invention is to provide a device of this character which shall be simple of construction, durable in use, comparatively inexpensive of production, and which will remove the weight of the skirt from the back or waist and place it upon the shoulders.

To this end the invention consists in certain features of construction and combination of parts, which will be hereinafter fully described and claimed.

In the accompanying drawings, Figure 1 is a perspective view of the device looking at one side of the same. Fig. 2 is a similar view looking at the opposite side. Fig. 3 is a vertical sectional view. Fig. 4 is a view, on an enlarged scale, of the hooks removed from the plate and showing them arranged in the position they are when engaged with the plate. Fig. 5 is a detail view, on an enlarged scale, of one of the hooks, showing its shape before it has been engaged with the metallic strip.

In the drawings the same reference characters indicate the same parts of the invention.

1 denotes a metallic plate, to the ends of which are adapted to be attached bands 2, to be secured about the waist of the wearer. The plate is formed with two longitudinal rows of holes 3, arranged above each other.

4 denotes hooks, each of which consists of an eye 5, adapted to bear against the side of the plate, and a prong 6, which projects in a direction opposite to that of the eye and is arranged a slight distance from the plate to permit of its engagement with the garment.

In securing the hooks to the strip one hook

has its prong passed through one of the holes of the lower row and its eye arranged to register with the hole of the upper row. The other hook has its prong passed from the opposite direction through the upper hole and through the eye of the first hook and its eye passed over the prong projecting through the lower hole. In this position the prongs are bent in opposite directions, those on one side downwardly to engage and prevent the pulling up of the waist or basque in the back and those on the other side upwardly to engage and support the skirt.

It will of course be understood that various changes in the form, proportion, and the minor details of construction may be resorted to without departing from the spirit or sacrificing any of the advantages of this invention.

Having thus described the invention, what is claimed, and desired to be secured by Letters Patent, is—

1. In a combined shirt-waist or basque holder and skirt-supporter, the combination with a metallic strip having two longitudinal rows of holes, the holes of one row being above those of the other; of hooks extending through said holes and interlocked with each other, the prongs of said hooks projecting in opposite directions, substantially as and for the purpose set forth.

2. In a combined shirt-waist or basque holder and skirt-supporter, the combination with the metallic strip having two longitudinal rows of holes, the holes of one row being above those of the other, of hooks extending through said holes, each of said hooks consisting of a prong and an eye which extend in opposite directions, the prongs of one set of hooks engaging the eyes of the other set of hooks, and the prongs of one set of hooks projecting in a direction opposite to that of the prongs of the other set of hooks, substantially as and for the purpose set forth.

In testimony whereof I have hereunto set my hand in presence of two subscribing witnesses.

GEORGE LYMAN BLACKMAN.

Witnesses:

F. S. BLACKMAN,
C. H. LAIN.