

No. 645,806.

Patented Mar. 20, 1900.

S. GRIM.
PENCIL.

(Application filed Jan. 22, 1900.)

(No Model.)

Fig. 1.

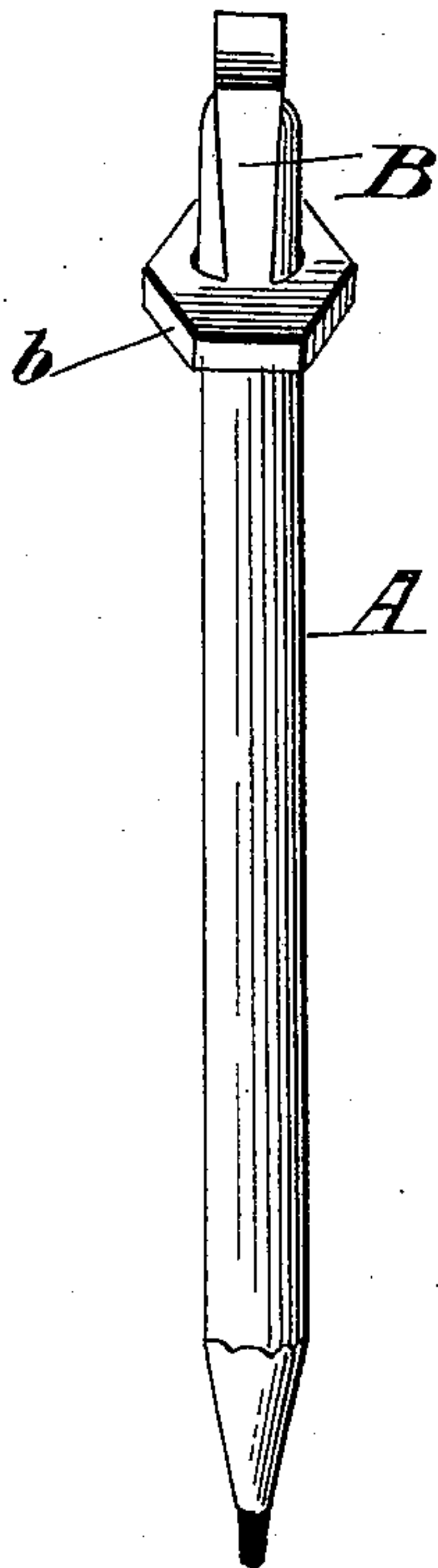


Fig. 2.

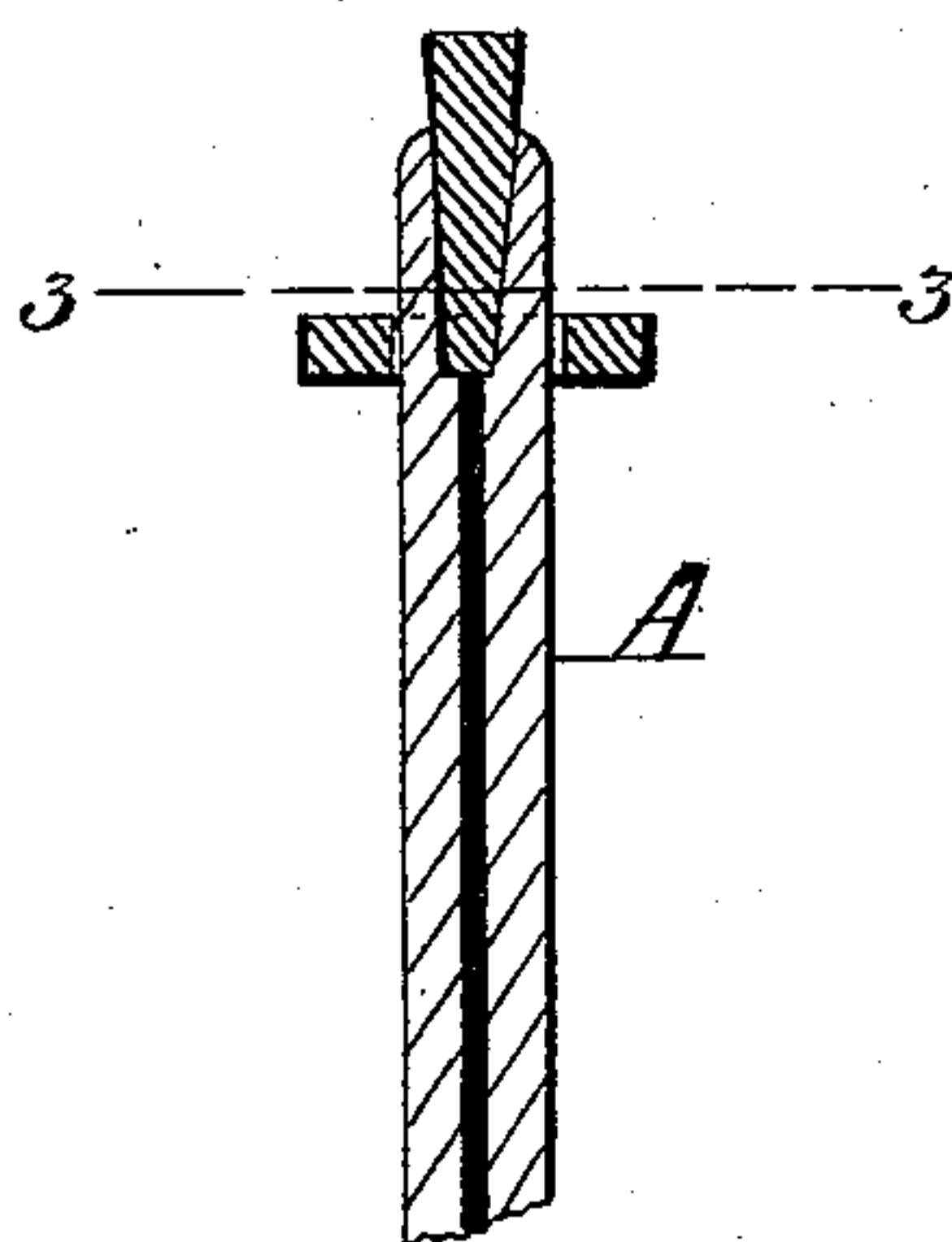


Fig. 3.

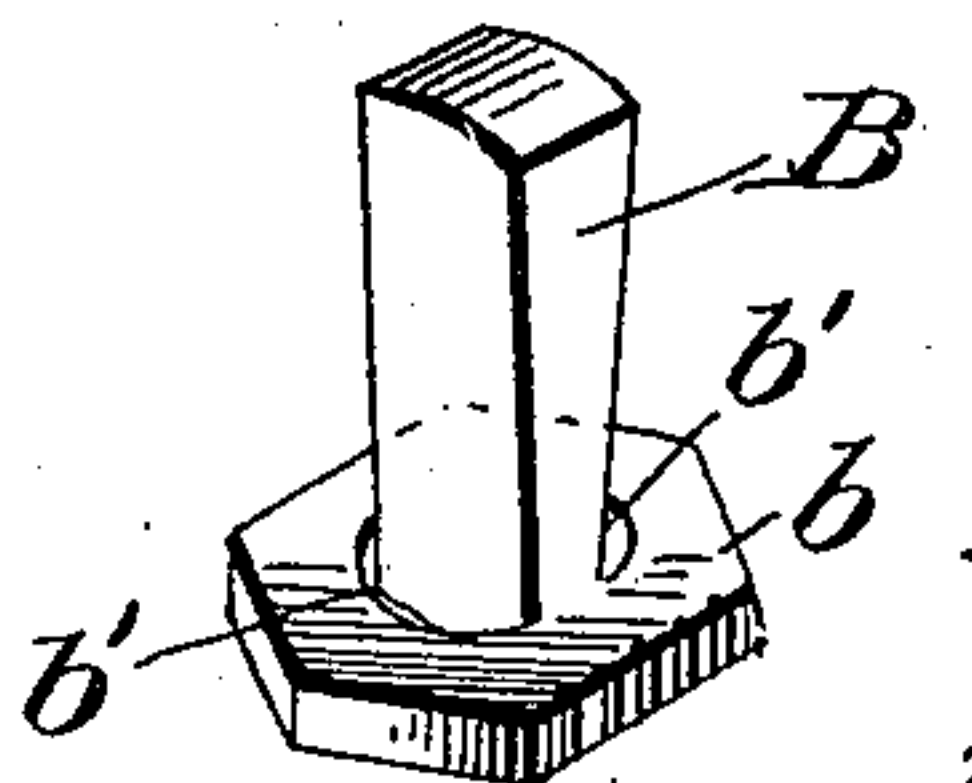
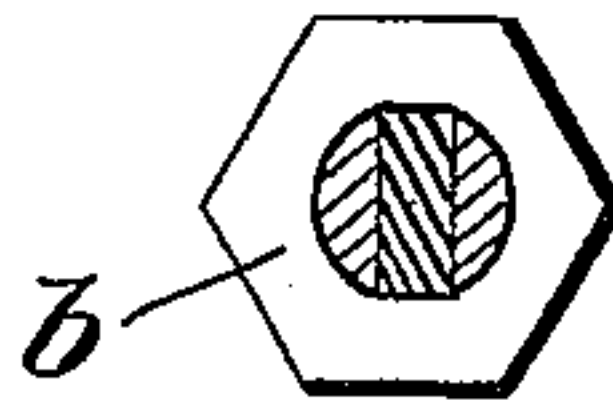
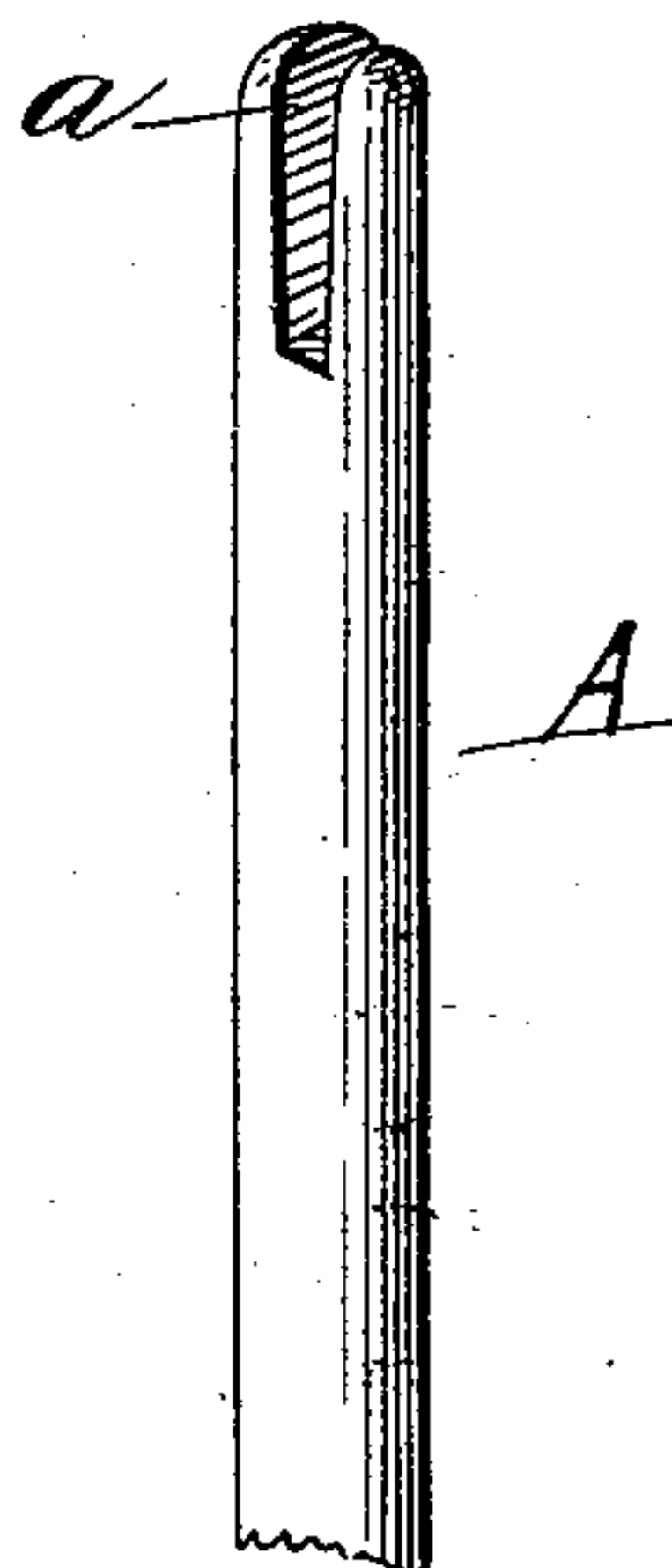


Fig. 4.

Fig. 5.



Witnesses:
F. L. Ourand.
George J. Miller.

Inventor:
Simon Grim,
per E. W. Bradford
Attorney.

UNITED STATES PATENT OFFICE.

SIMON GRIM, OF ST. PHILIP, INDIANA.

PENCIL.

SPECIFICATION forming part of Letters Patent No. 645,806, dated March 20, 1900.

Application filed January 22, 1900. Serial No. 2,335. (No model.)

To all whom it may concern:

Be it known that I, SIMON GRIM, a citizen of the United States, residing at St. Philip, in the county of Posey and State of Indiana, have invented certain new and useful Improvements in Pencils, of which the following is a specification.

My said invention consists in certain improvements in the construction of lead-pencils, relating particularly to the attachment thereto of a rubber eraser of peculiar form, all as will be hereinafter more fully described and claimed.

Referring to the accompanying drawings, which are made a part hereof and on which similar letters of reference indicate similar parts, Figure 1 is a perspective view of a pencil provided with a rubber eraser of the form and attached in the manner embodying my said invention; Fig. 2, a central vertical section through the upper portion of said pencil; Fig. 3, a cross-section looking downwardly from the dotted line 3 3 in Fig. 2; Fig. 4, a perspective view of the rubber separately, and Fig. 5 a similar view of the pencil with the rubber removed.

In said drawings the portions marked A represent the pencil, and B the rubber.

The pencil A is any ordinary lead-pencil of any preferred form in cross-section and has a slot *a* cut in its top of a depth sufficient for the purpose. Said slot is preferably somewhat wider at the top than the bottom to facilitate the attachment and removal of the rubber, but of course this is not a material point, as the sides of the slot can be straight, if preferred.

The rubber B consists of a portion of a form adapted to fit within the slot *a* and extend a distance beyond the top and preferably the sides of the pencil. In the form shown it is somewhat wedge-shaped to correspond with the form of the slot. Formed around its lower end is a flange *b*, preferably six or eight sided, to form angles or corners around its edge. Said edge may also be notched or serrated, if preferred. On opposite sides of the upright portion B are formed segment-shaped openings *b'*, which fit over the portions of the pencil on each side of the slot. The flange *b* thus embraces said portions of the pencil and tends to hold the upper end thereof from splitting under the strain of the use of the rubber. As

the upper portion of the rubber wears away the top ends of the pencil portions on each side of the slot may be cut down and the life of the rubber thus prolonged, while the wooden sides being left to extend nearly to the top of the rubber furnish a steady support therefor at all times. In attaching said rubber a little glue or other adhesive substance may be placed between its sides and the sides of the groove *a*, if preferred, and it will be thus secured against working out of position or loss. The flange *b* will serve, by reason of its size, the form of its edge, containing the sharp corners, and serrations, to engage the fabric of the pocket by friction sufficiently to prevent the pencil from working out of the pocket and being lost, in addition to its functions of binding the top portion of the pencil to prevent splitting and preventing it from rolling. By this form and arrangement a pencil-eraser is provided which is comparatively inexpensive in itself and in attachment, and one which possesses all the advantages of other erasers and pencil-holders.

Having thus fully described my said invention, what I claim as new, and desire to secure by Letters Patent, is—

1. A pencil having a slot in its top with a rubber therein, which rubber is formed with a flange containing apertures to receive the sides of said pencil, substantially as set forth.

2. The combination, of the pencil formed with a slot in its top, the rubber mounted in said slot and formed with a flange around its lower end containing segment-shaped apertures to receive the portions of the pencil on the sides of the slot, substantially as set forth.

3. In a pencil, the combination, of the pencil-body having a slot in its top, a rubber formed to fit in said slot, *a*, and having a flange around its lower end the edge of which is formed with angles and corners, apertures being formed in opposite sides of said flange to receive the portions of the pencil on each side of the slot, substantially as set forth.

In witness whereof I have hereunto set my hand and seal, at Evansville, Indiana, this 20th day of January, A. D. 1900.

SIMON GRIM. [L. S.]

Witnesses:

JACOB BIPPUS,
JOHN W. SPENCER.