

No. 645,737.

Patented Mar. 20, 1900.

M. W. NEUENS.
SASH CORD FASTENER.
(Application filed Sept. 18, 1899.)

(No Model.)

Fig. 2.

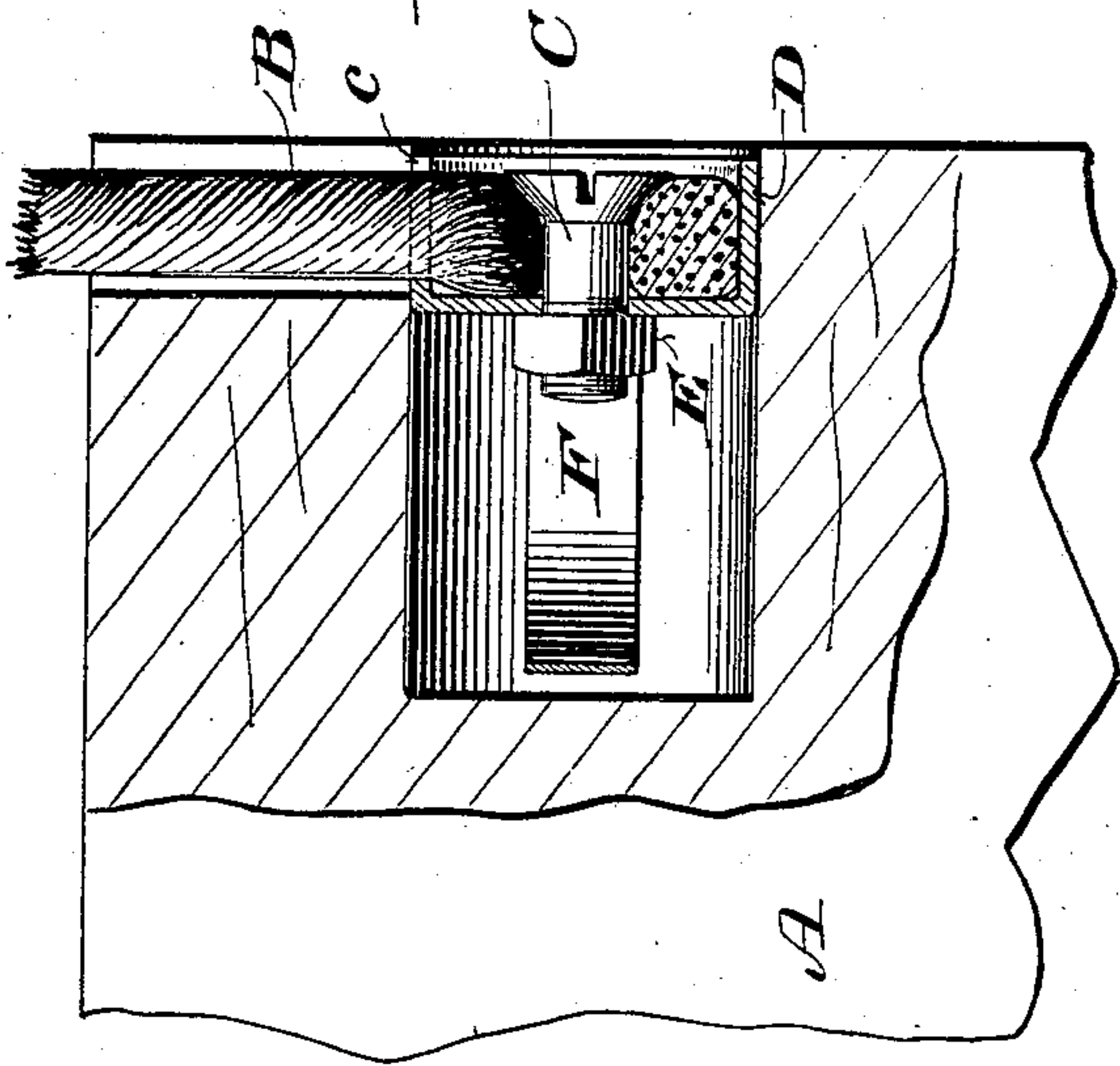


Fig. 4.

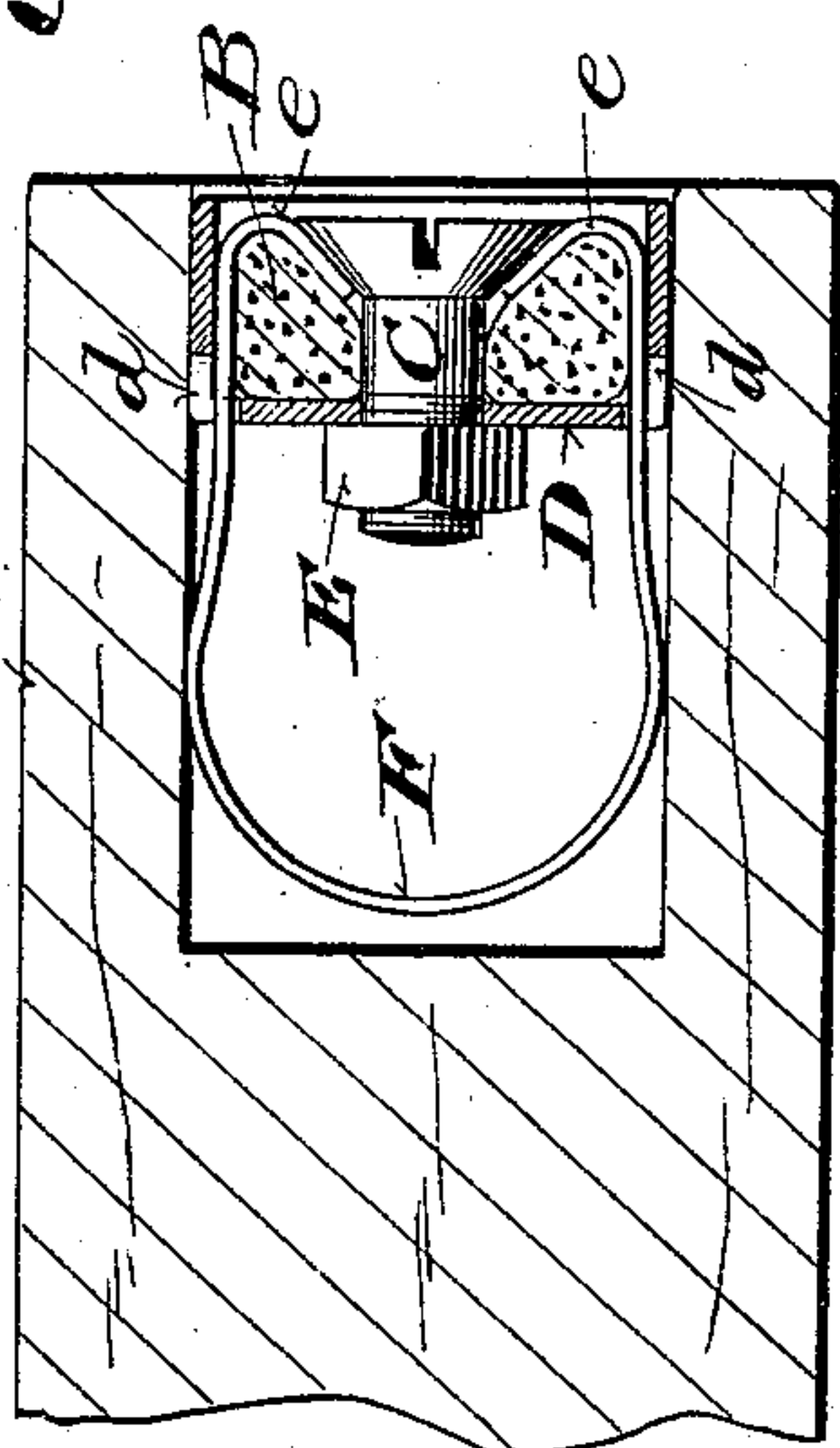


Fig. 1.

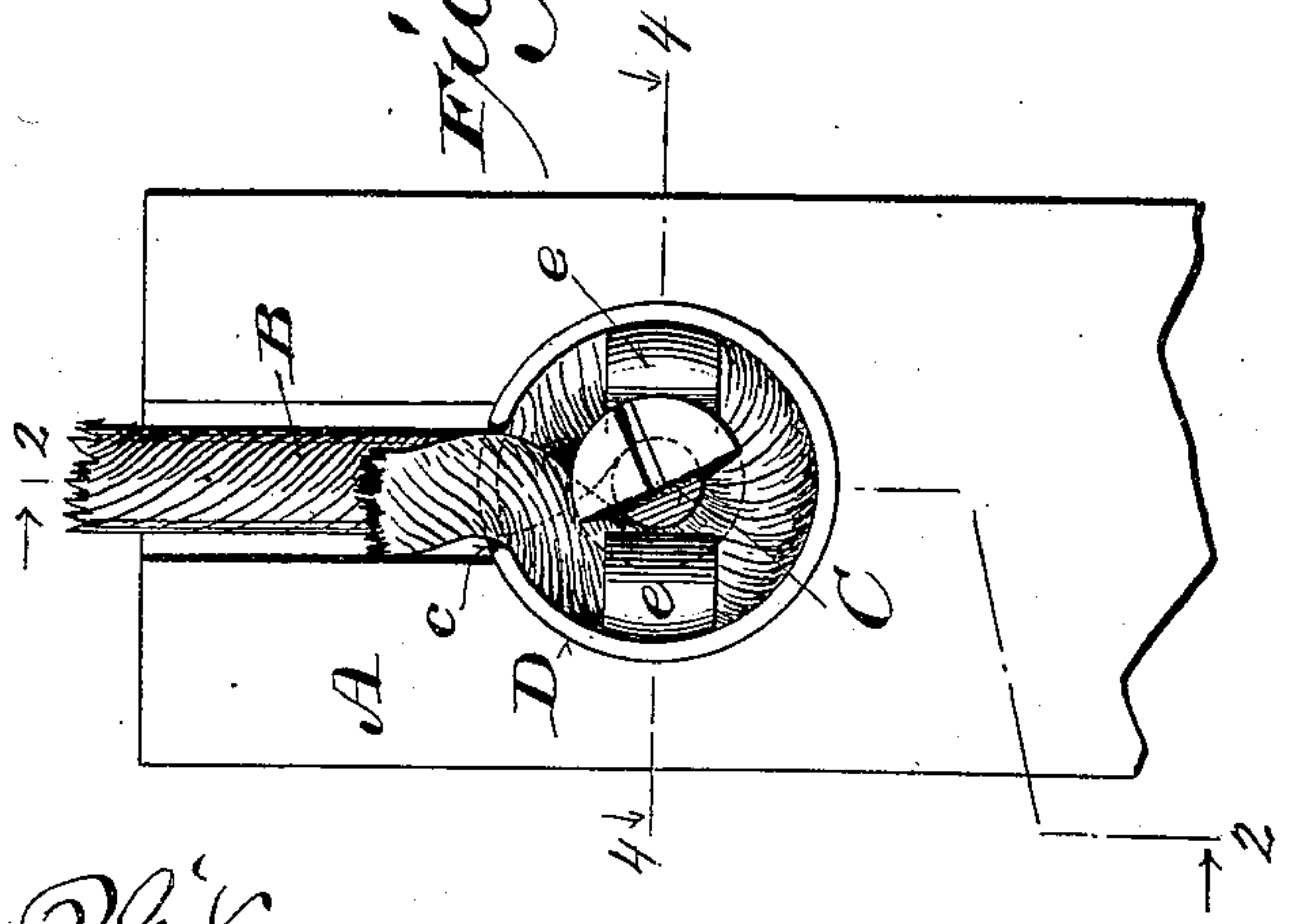
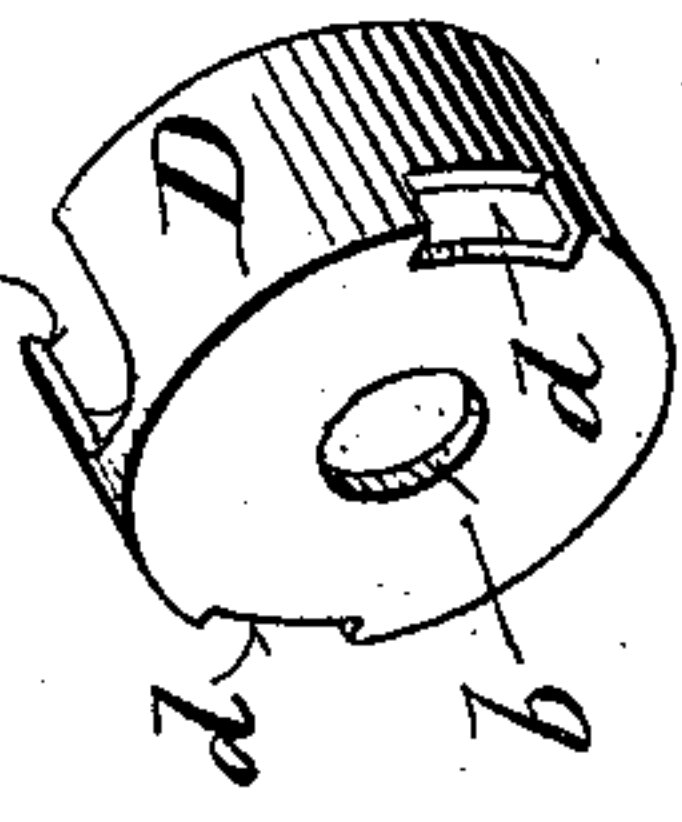


Fig. 3.



Witnesses:
Geo. W. Young
H. E. Oliphant

Inventor
Michael W. Neuens
By H. G. Underwood
Attorneys

UNITED STATES PATENT OFFICE

MICHAEL W. NEUENS, OF PORT WASHINGTON, WISCONSIN, ASSIGNOR OF
ONE-HALF TO REINHARD STELLING, OF SAME PLACE.

SASH-CORD FASTENER.

SPECIFICATION forming part of Letters Patent No. 645,737, dated March 20, 1900.

Original application filed January 6, 1899, Serial No. 701,324. Divided and this application filed September 18, 1899. Serial No. 730,822. (No model.)

To all whom it may concern:

Be it known that I, MICHAEL W. NEUENS, a citizen of the United States, and a resident of Port Washington, in the county of Ozaukee and State of Wisconsin, have invented certain new and useful Improvements in Sash-Cord Fasteners; and I do hereby declare that the following is a full, clear, and exact description thereof.

My invention has for its object to provide for ready disconnection of weight-cords and window-sash stiles. It therefore consists in certain peculiarities of construction and combination of parts constituting the sash-cord fastener, hereinafter particularly set forth with reference to the accompanying drawings and subsequently claimed, this application being a division of my application, Serial No. 701,324, for patent for improvements in windows, filed January 6, 1899.

Figure 1 of the drawings represents an end elevation of my fastener in connection with a window-sash stile and weight-cord; Fig. 2, a partly-sectional view of the aforesaid assemblage of parts, this view being indicated by lines 2 2 in the preceding figure; Fig. 3, a perspective view of a shell constituting part of the fastener, and Fig. 4 a horizontal section on the plane indicated by line 4 4 in the first figure.

Referring by letter to the drawings, A represents a portion of a stile of a window-sash, and B a weight-cord attached to the stile by a fastener in accordance with my invention. The sash end of the weight-cord is turned on a bolt C, that extends through an aperture *b* in the head of an annular metallic shell D,

provided with a peripheral notch *c*, engaged by said cord, and a nut E is run on the bolt in opposition to the shell-head. The ends *e* of a spring-metal yoke F extend through other apertures *d* in the shell-head and are bent in against the turn of the cord B on bolt C, the head of the bolt being in opposition to said bent ends of said yoke and the nut E tightened to clamp these yoke ends in place. The spring-yoke F under contraction and the shell D engage the usual cord-knot recess in the sash-stile, and the expansive tendency of said yoke operates to hold the removable cord-fastener snug in place. To disconnect the cord from the sash-stile, it is only necessary to pull the fastener out of the recess in said stile.

Having thus described my invention, what I claim as new, and desire to secure by Letters Patent, is—

A sash-cord fastener comprising a peripherally-notched annular shell having an apertured head, a bolt extending through a shell-head aperture, a nut run on the bolt in opposition to the shell-head, and a spring-metal yoke having its ends extended through other shell-head apertures and bent in to come between the bolt-head and a turn of sash-weight cord on the bolt within the shell.

In testimony that I claim the foregoing I have hereunto set my hand, at Milwaukee, in the county of Milwaukee and State of Wisconsin, in the presence of two witnesses.

M. W. NEUENS.

Witnesses:

H. G. UNDERWOOD,
B. C. ROLOFF.