

No. 645,595.

Patented Mar. 20, 1900.

J. L. HERR.
BAG HOLDER.

(Application filed Feb. 24, 1899.)

(No Model.)

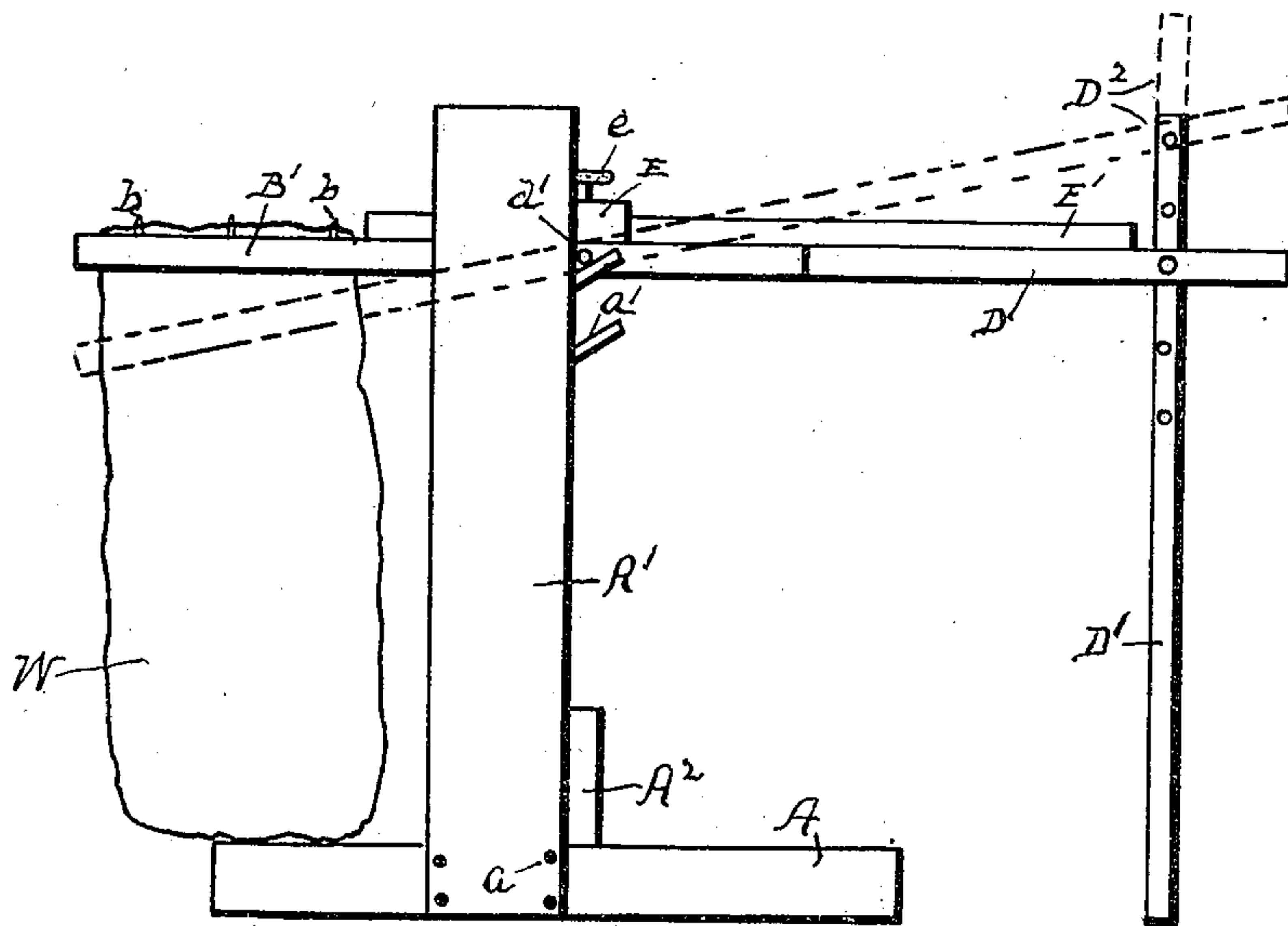


Fig. 1.

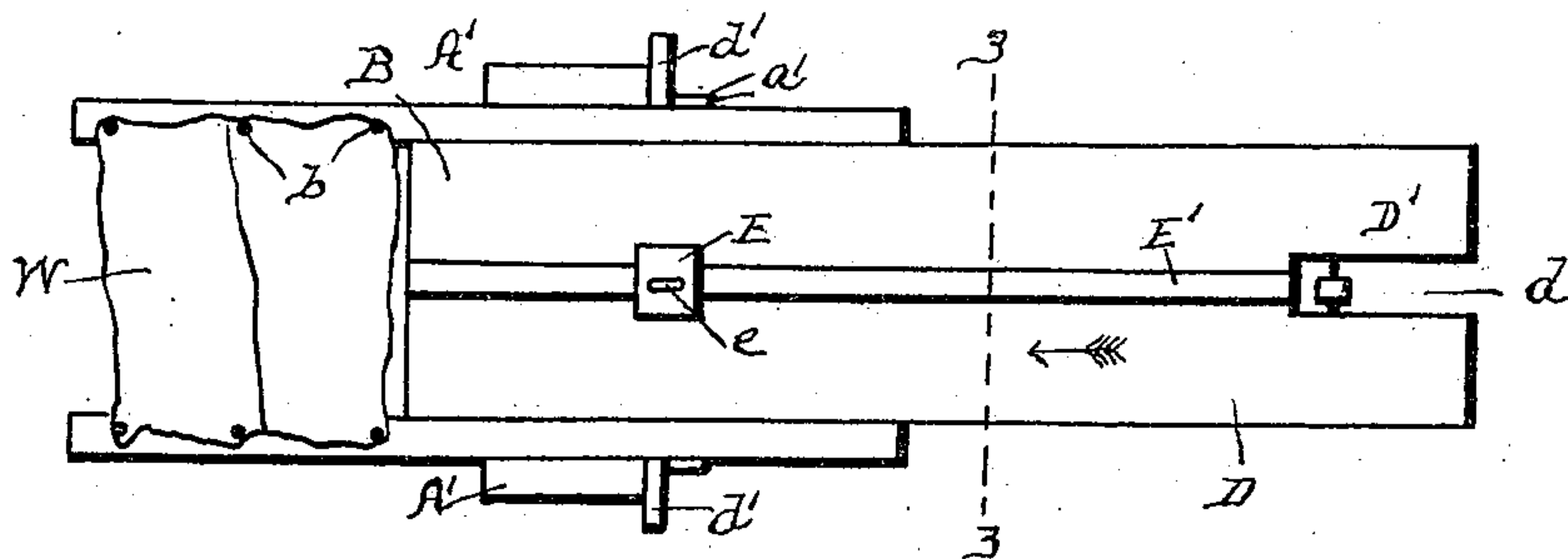


Fig. 2.

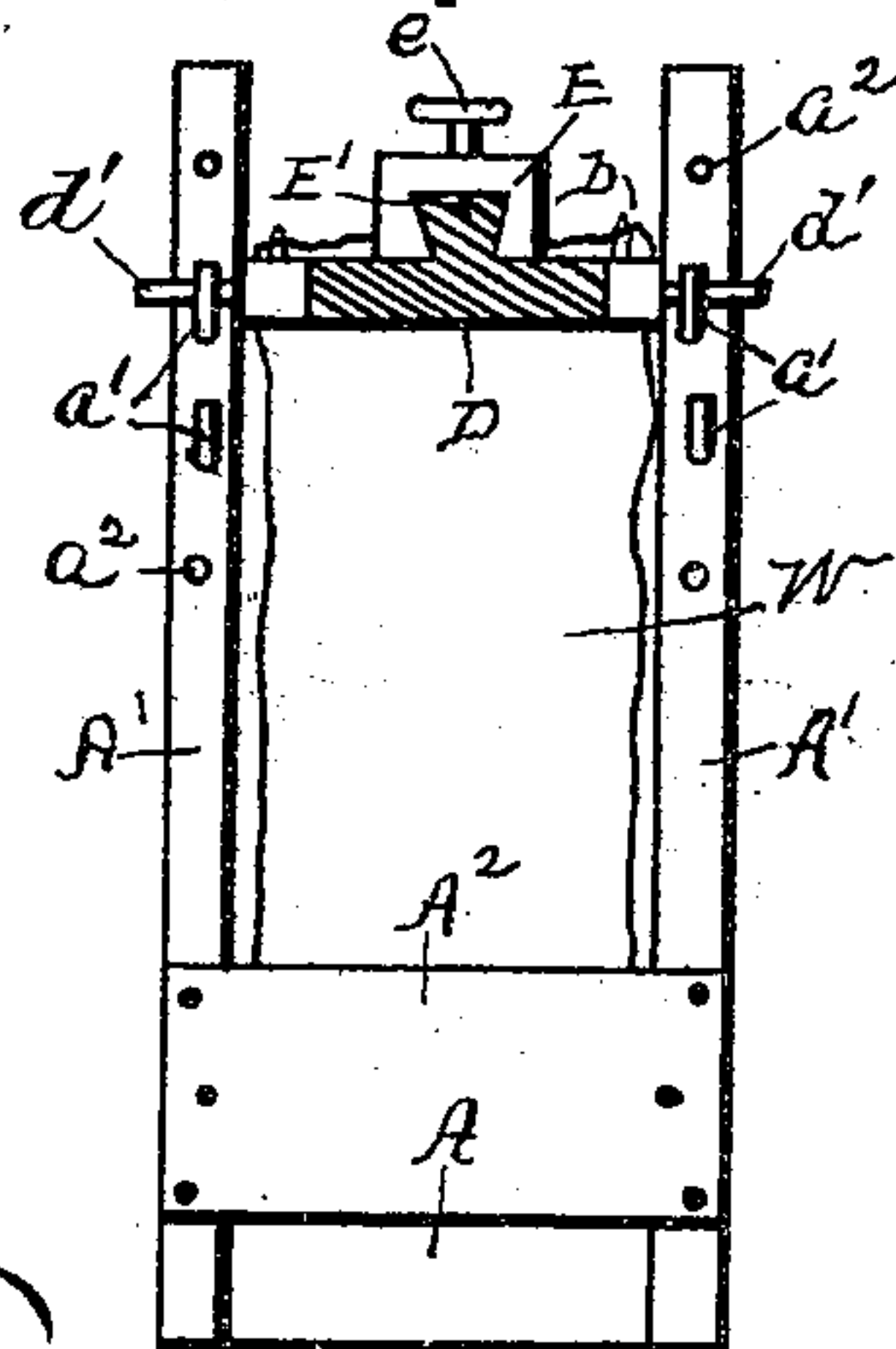


Fig. 3.

WITNESSES.

H. H. W. Innes.
Geo. A. Lane

INVENTOR.

John Landis Herr

BY

Wm. R. Gerhardt

ATTORNEY

UNITED STATES PATENT OFFICE.

JOHN LANDIS HERR, OF LANCASTER, PENNSYLVANIA.

BAG-HOLDER.

SPECIFICATION forming part of Letters Patent No. 645,595, dated March 20, 1900.

Application filed February 24, 1899. Serial No. 706,671. (No model.)

To all whom it may concern:

Be it known that I, JOHN LANDIS HERR, a citizen of the United States, residing in Lancaster, (post-office address, Lancaster,) county of Lancaster, State of Pennsylvania, have invented certain Improvements in Bag-Holders, of which the following is a specification.

This invention relates to improvements in that class of devices designed for holding a bag upright and the mouth of the same open, so that one person can conveniently fill it; and the objects of this invention are, first, to raise, hold in an elevated position, and lower the open end of a bag, and, second, to provide the bag-holder with a device to which the bag may be secured and from which it may be detached easily and expeditiously.

The invention consists in the construction and combination of the various parts, as hereinafter fully described, and then pointed out in the claims.

In the accompanying drawings, which form a part of this specification, Figure 1 is a side elevation of a holder embodying my invention; Fig. 2, a top plan view of the same, and Fig. 3 a vertical transverse section on broken line 3 3 of Fig. 2.

Referring to the details of the drawings, A indicates a base-plate, A' posts placed opposite each other and secured to the base-plate, as shown at *a*, and A² a tie-bar located above and adjacent to the base-plate and bracing posts A' in an upright position.

B indicates the short arm of a lever having secured to its edges or formed therewith forwardly-projecting jaws B', between which jaws the upper end of the bag W is secured and held open by rows of upright pointed studs *b*, set in lines in the upper sides of said arms, as shown, the opposite edges of the bag being pressed down over the points of studs *b* until pierced thereby and firmly held.

D indicates the long arm of the lever, having in the free end thereof a slot *d*, said arm being adapted to uphold arm B and the bag W.

On the sides of lever B D are trunnions *d'*, which rest on upwardly-extending pins *a'*, engaging correspondingly-disposed sockets *a*² in the rear edge of posts A'. There is a vertically-disposed series of these sockets in the

edge of each of said posts, whereby the height of the fulcrum of the lever may be adjusted, and two sets of pins *a'* may be set in the sockets to facilitate the vertical adjustment of the lever.

In slot *d* in the free end of lever-arm D is hinged a leg D' to support that end of the lever when its weight is greater than the lever-arm upholding the bag. When the bag is filled and it is desirable to detach the same from studs *b*, lever-arm D is raised, as shown by broken lines D² in Fig. 1, to slacken the tension of the bag on said studs.

Should the bag be so heavy as to raise lever-arm D, or should it be intended to fill the bag with anything that would raise said lever-arm before the bag was to be detached from the holder, lever-arm D may be held down by a weight E. This weight normally rests on the lever and over the fulcrum thereof, and from thence it is moved as may be necessary. This weight has in its under side a groove that takes over a dovetail rail E', located on the lever lengthwise of its center. As will be understood, weight E is adjustable lengthwise of the lever and is secured in a fixed position by means of a set-screw *e*, passing through weight E and bearing on the top of rail E'.

Having thus described my invention, what I claim as new, and desire to secure by Letters Patent, is—

1. The combination, in a bag-holder, of posts having vertical series of sockets therein, a pin removably inserted in a socket of each series, a lever located between the posts, trunnions on the lever and supported by said pins, jaws on the short arm of the lever, means for attaching a bag to the jaws, the long arm of the lever having a slot in its free end and being adapted to uphold the weight of said short arm and of the bag, and a leg hinged in said slot in the long arm of the lever, for the purpose specified.

2. The combination, in a bag-holder, of posts having vertical series of sockets therein, a pin removably inserted in a socket of each series, a lever located between the posts, trunnions on the lever and supported by said pins, jaws on the short arm of the lever, means for attaching a bag to the jaws, the

long arm of the lever having a slot in its free
end and being adapted to uphold the weight
of said short arm and of the bag, a leg hinged
in said slot in the long arm of the lever, a rail
5 extending lengthwise of the lever, a weight ad-
justable lengthwise of said rail, and means
for securing the weight in an adjusted posi-

tion, substantially as and for the purpose
specified.

JOHN LANDIS HERR.

Witnesses:

JOHN W. APPEL,
WM. R. GERHART.