

No. 641,522.

Patented Jan. 16, 1900.

E. LEGER.
PRICE CARD HOLDER.

(Application filed Mar. 30, 1899.)

(No Model.)

Fig. 1.

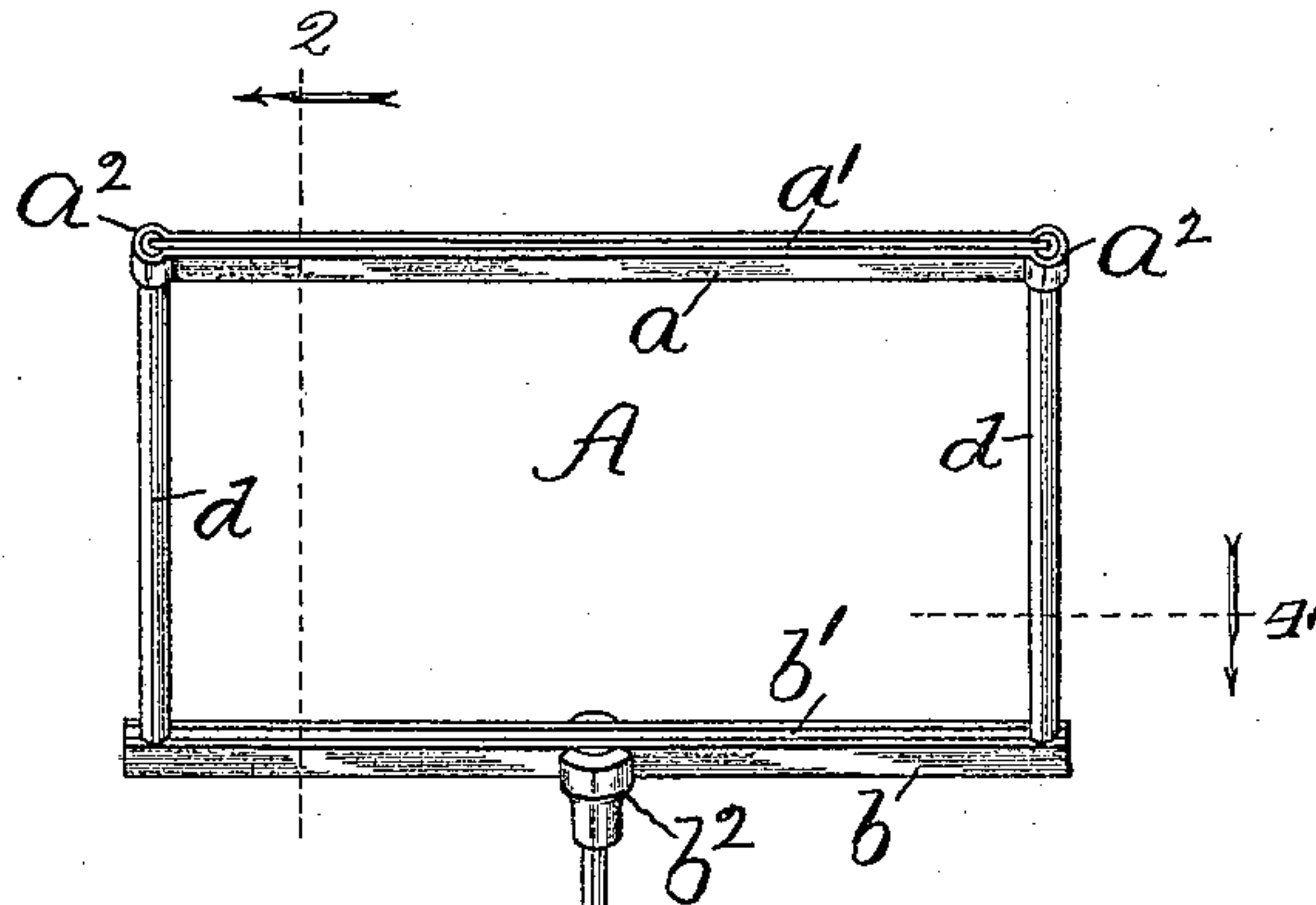


Fig. 2.

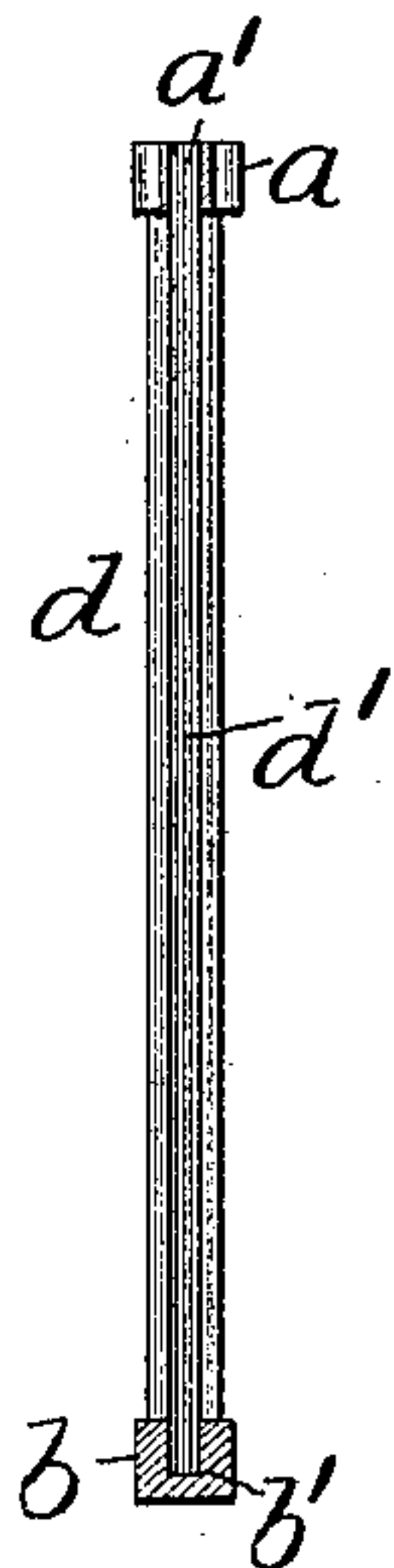


Fig. 3.

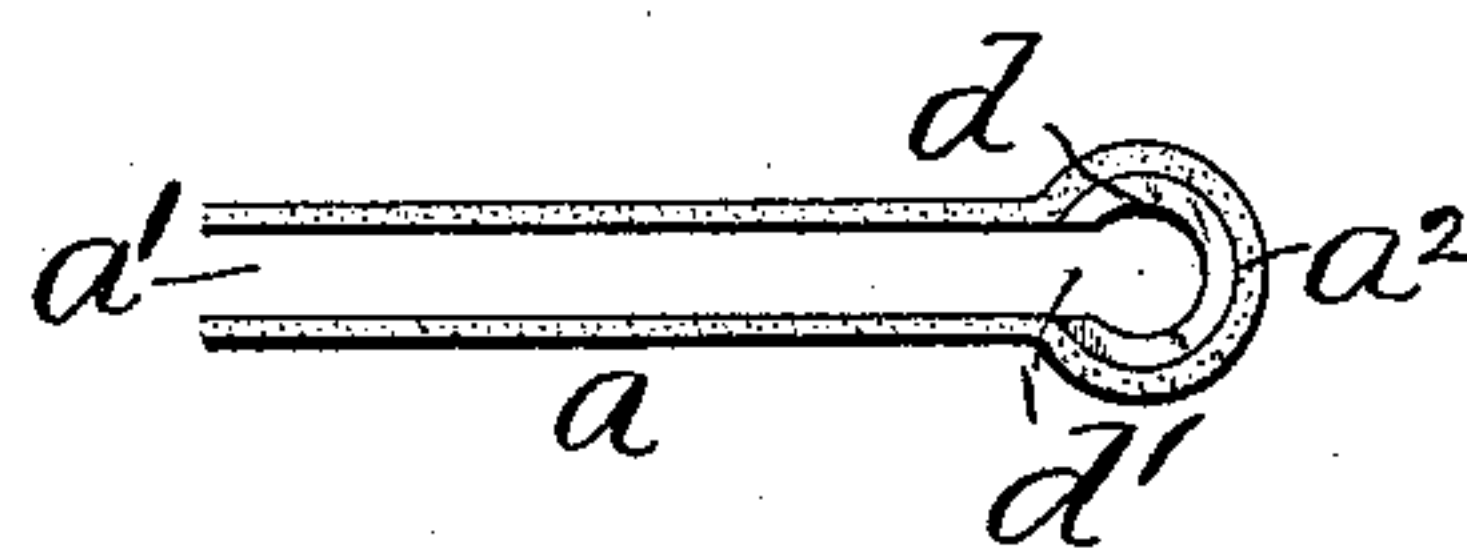
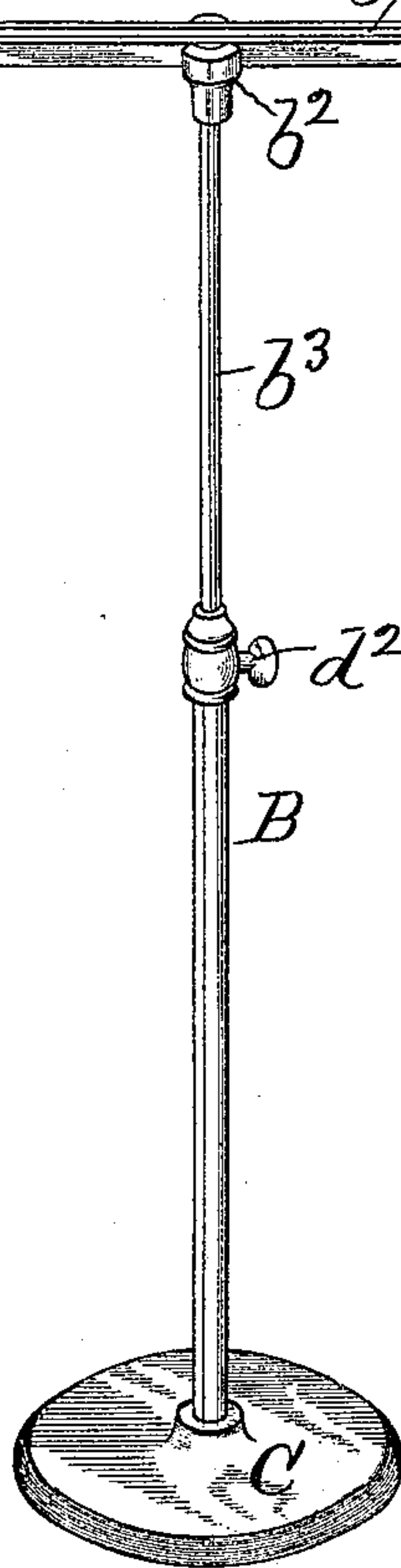



Fig. 4.



Witnesses:
Charles Gaylord
John S. Allen

Inventor:
Edward Leger
By L. B. Coupland & Co
Attys.

UNITED STATES PATENT OFFICE.

EDWARD LEGER, OF CHICAGO, ILLINOIS.

PRICE-CARD HOLDER.

SPECIFICATION forming part of Letters Patent No. 641,522, dated January 16, 1900.

Application filed March 30, 1899. Serial No. 711,046. (No model.)

To all whom it may concern:

Be it known that I, EDWARD LEGER, a citizen of the United States, residing at Chicago, in the county of Cook and State of Illinois, have invented certain new and useful Improvements in Price-Card Holders; and I do hereby declare the following to be a full, clear, and exact description of the invention, such as will enable others skilled in the art to which it appertains to make and use the same.

This invention relates to improvements in that class of devices used by merchants for holding price-cards, and has for its object to provide an arrangement of this character that is simple, convenient, and durable, and adapted to be placed on the floor, the counters, or on the shelves.

Figure 1 is an elevation in perspective. Fig. 2 is a vertical section on line 2, Fig. 1, looking in the direction indicated by the arrow. Fig. 3 is a broken-away plan of the top of the holder-frame; and Fig. 4 is a broken-away horizontal section on line 4, Fig. 1.

A represents the card-holding frame as a whole, which comprises in its structure the top cross-bar *a*, the bottom bar *b*, and the companion tubular side bars *d d*. The top bar *a* is constructed from one piece of metal and is provided longitudinally with an open slot *a'*. The respective ends of the top bar are rounded and inclose the upper ends of the end bars *d*, as at *a*², and are rigidly mounted thereon. The bottom bar *b* is provided longitudinally on its top side with a groove *b'* and is rigidly secured in the head-piece *b*², mounted on the upper end of a stem *b*³. The lower ends of the companion side bars are inserted in the respective ends of the bottom bar. The side bars are provided along their inner sides with openings *d'*, extending from end to end, the slot in the top bar and groove in the bottom opening into the side bars, as shown, so that the four edges of the card inserted in the holder are completely framed.

The standard B is tubular, and the stem *b*³ has an adjustable telescopic connection therewith, so that the holder-frame may be raised or lowered, as required, and locked in any position to which it may be adjusted, by means of the hand-screw *d*².

The different bars are rigidly secured together, so as to form a firm and substantial device. The cards are conveniently inserted and removed through the top bar.

The standard B is inserted in and supported in an upright position by the base C.

Having thus described my invention, what I claim as new, and desire to secure by Letters Patent, is—

1. A holder-frame for price-cards, comprising companion tubular side bars, a top bar, provided, longitudinally, with a slot-opening and having rounded closed ends which inclose the upper ends of the respective side bars, the bottom bar, grooved along its upper edge and having the lower ends of the side bars fixed in the respective ends of the bottom bars, and means for raising and lowering said frame, substantially as described.

2. In a holder-frame for price-cards, the combination with the companion tubular side bars, slotted along their inner edges, of the top bar, having a longitudinal opening therein, the respective ends being rounded and inclosing the ends of the side bars, the grooved bottom bar, connecting the lower ends of said side bars, the head-piece, in which said bottom bar is secured, the stem, mounting said head-piece, and the tubular supporting-standard, in which said stem is vertically adjustable, substantially as described.

In testimony whereof I affix my signature in presence of two witnesses.

EDWARD LEGER.

Witnesses:

L. M. FREEMAN,
L. B. COUPLAND.