

No. 641,353.

Patented Jan. 16, 1900.

S. WYGAL.  
VAPOR BATH APPARATUS.  
(Application filed June 10, 1898.)

(No Model.)

Fig. 1.

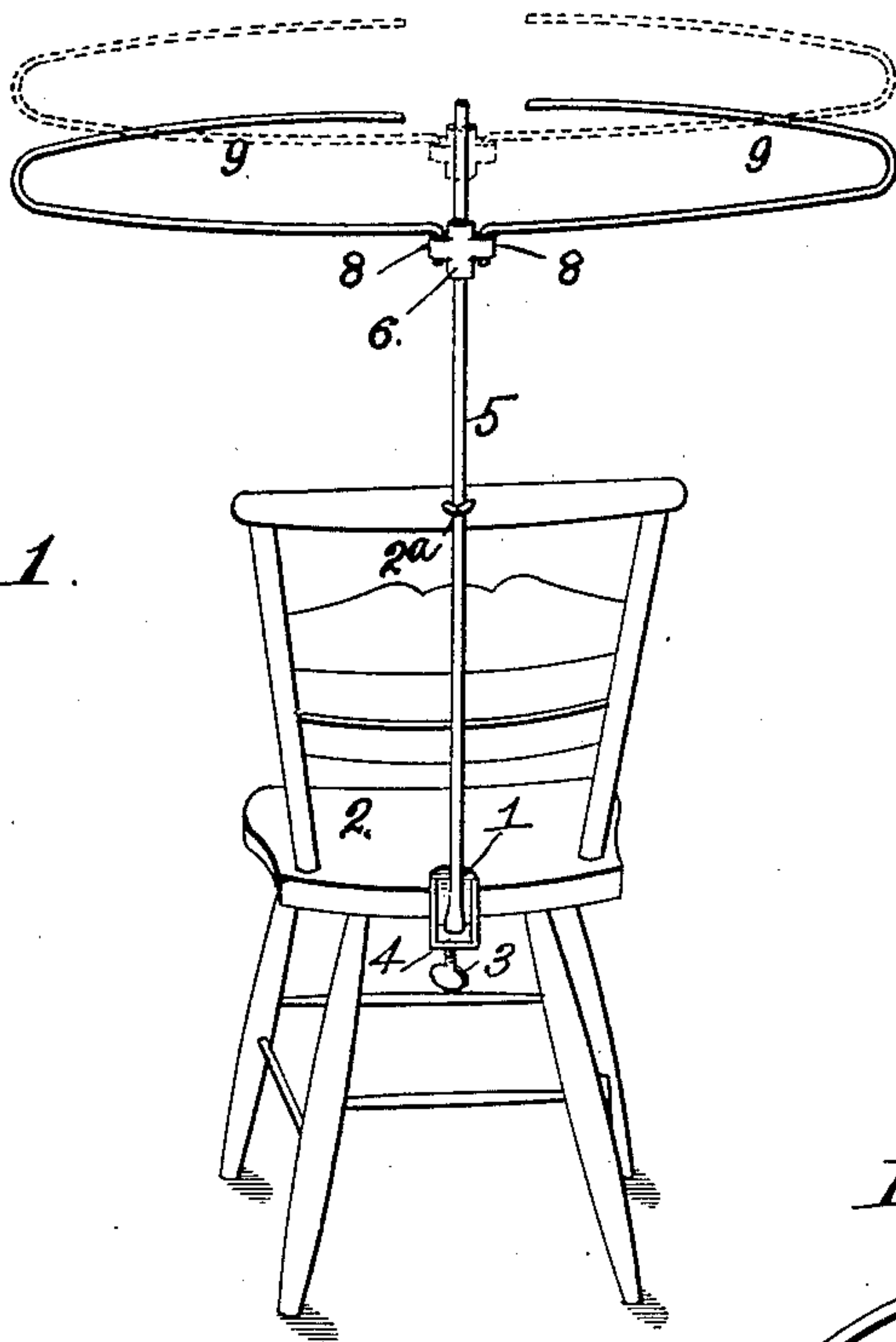


Fig. 2.

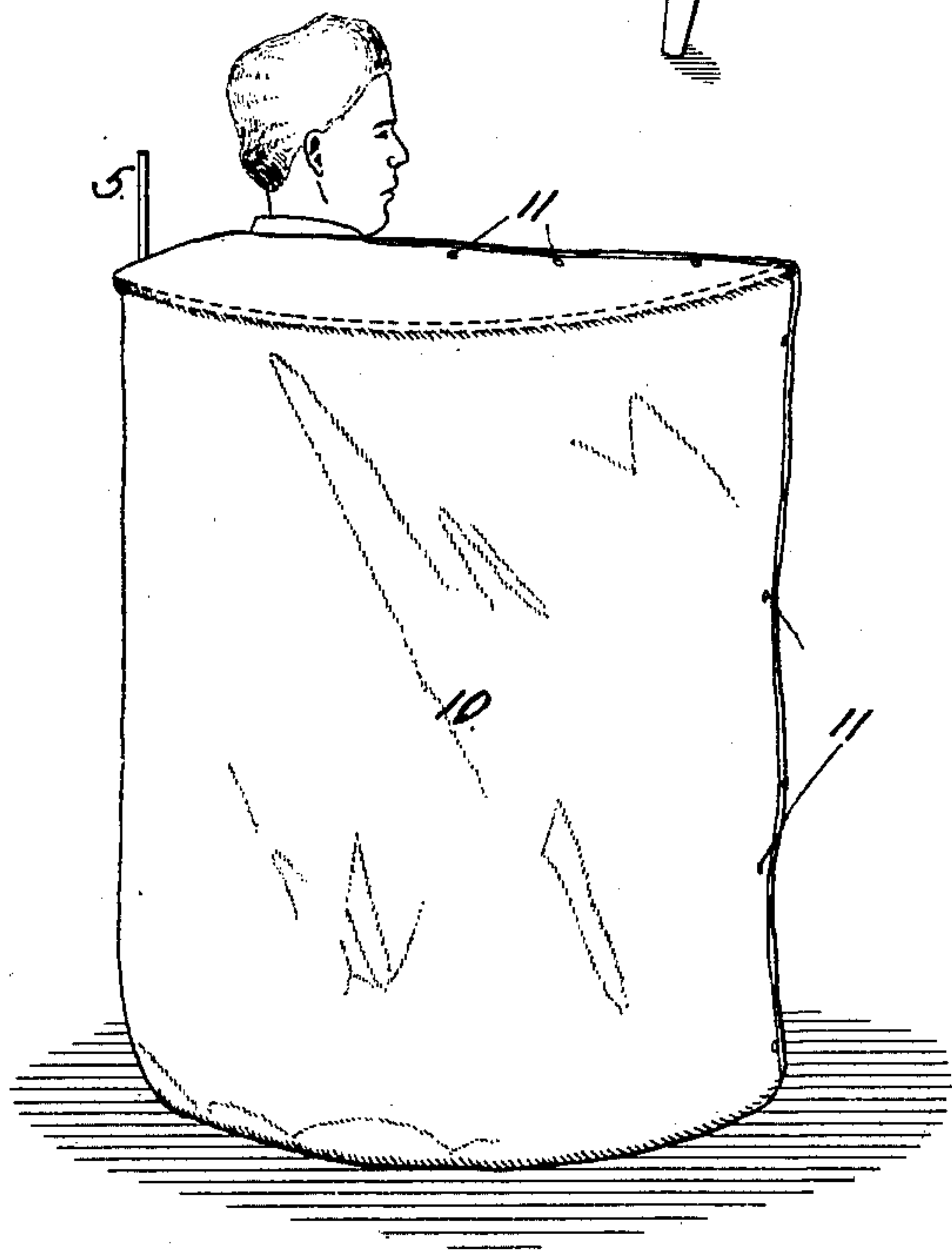


Fig. 3.

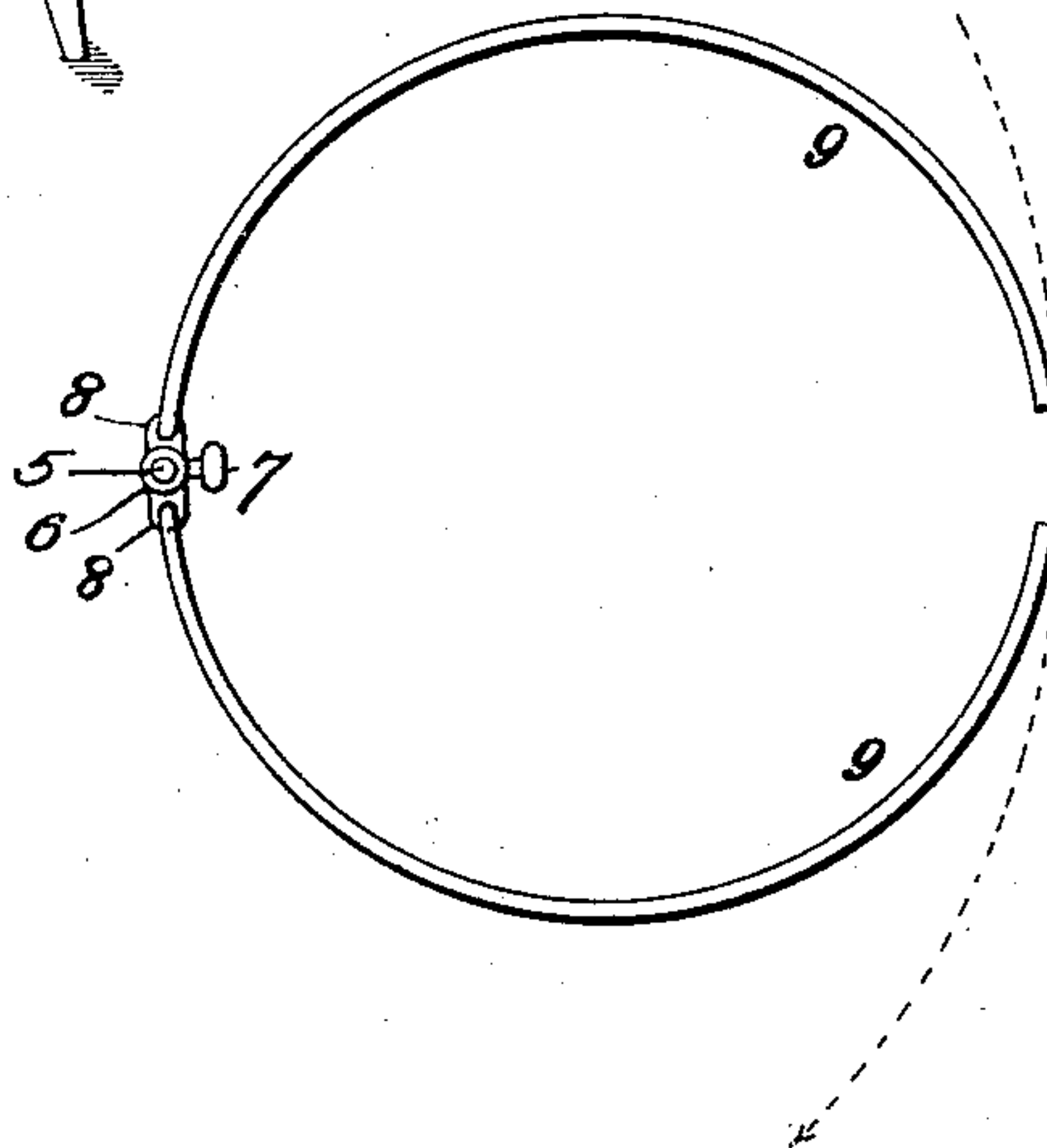
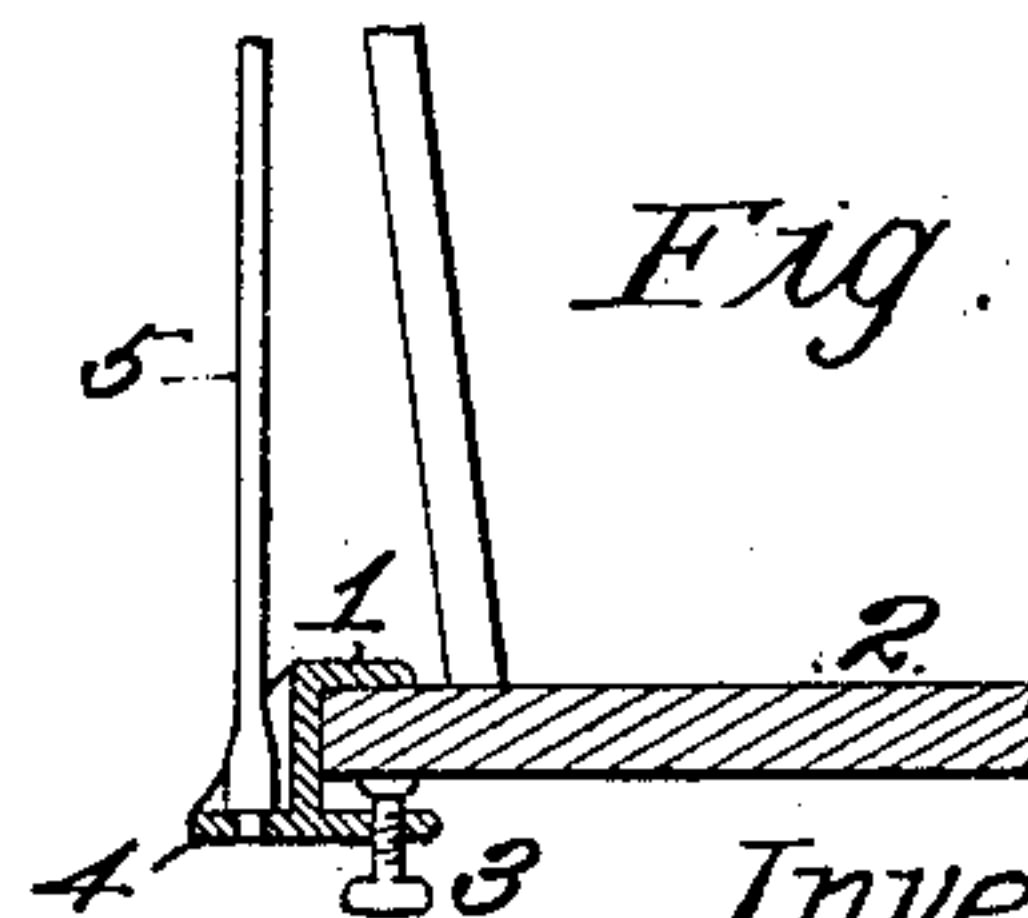


Fig. 4.



Witnesses:

M. R. Remley.  
F. S. Thrasher

Inventor:

S. Wygal

By Wigdon, Fisher & Thorpe  
Attys.

# UNITED STATES PATENT OFFICE.

SYLVESTER WYGAL, OF PAOLA, KANSAS.

## VAPOR-BATH APPARATUS.

SPECIFICATION forming part of Letters Patent No. 641,353, dated January 16, 1900.

Application filed June 10, 1898. Serial No. 683,078. (No model.)

*To all whom it may concern:*

Be it known that I, SYLVESTER WYGAL, of Paola, Miami county, Kansas, have invented certain new and useful Improvements in Vapor-Bath Apparatus, of which the following is a specification.

My invention relates to vapor-bath apparatus; and it consists, essentially, in an adjustable frame of peculiar construction whereby the bather may easily and quickly position the various parts of the apparatus properly while sitting upon the chair.

The invention further consists in certain novel and peculiar features of construction and combinations of parts, as will be hereinafter described and claimed; and the object is the provision of a vapor-bath apparatus which is simple, durable, and inexpensive of construction and which the bather himself may manipulate without trouble.

In order that the invention may be fully understood, I will proceed to describe it, with reference to the accompanying drawings, in which—

Figure 1 represents in perspective a chair provided with an adjustable frame embodying my invention. Fig. 2 illustrates the complete apparatus with all of the bather's person inclosed except his head. Fig. 3 is a top plan view of the adjustable frame.

In the said drawings, 1 designates a U-shaped bracket which is fitted to the rear edge of the seat of the chair 2, and 3 designates a clamping-screw by which this relation is made secure.

4 designates an apertured flange projecting rearwardly from the bracket, and 5 an upright rod which is riveted or otherwise secured in said flange and is, furthermore, secured to the chair-back by means of a staple 2<sup>a</sup> or its equivalent.

6 designates a sliding sleeve mounted upon said rod above the chair, and 7 a set-screw by which said sleeve may be secured at the required height.

8 designates a pair of apertured lugs which project laterally from the sleeve 6, and 9 a pair of approximately semicircular arms or frames which pivotally engage the apertured

lugs 8 in order that they may swing horizontally toward or from each other at their free ends, and thus close or open the flexible cover 10 of the usual type, which is suspended from said swinging arms and is adapted to completely inclose the chair and the bather, an opening in the top of said cover being provided, through which the bather's head projects in the customary manner, said cover being open from this point clear to the floor, with the edges of said opening when the bathing operation is in progress buttoned together, as shown at 11, or otherwise connected.

From the above description it will be seen that when the bather takes his seat upon the chair he can easily adjust the cover-carrying frame or frames 9 to the required height and then secure such relation of the parts by means of the set-screw 7. He then swings the arms 9 together and buttons the edges of the opening together, as shown in Fig. 2. After he has bathed sufficiently instead of exposing himself to the air at a great risk of catching cold he can unbutton the cover and move the arms 9 apart, so as to gradually bring the temperature of the chamber wherein he is to that of the room, and thus avoid probable serious illness.

From the above description it will be apparent that I have produced a vapor-bath apparatus which is practically universal in its adjustment and which embodies the advantageous features enumerated in the statement of invention, and it is to be understood, of course, that I may resort to such changes as properly fall within the spirit and scope of the invention.

Having thus described the invention, what I claim as new, and desire to secure by Letters Patent, is—

In a vapor-bath apparatus, the combination of a chair, a bracket 1 clamped upon the seat of the chair, an upright rod 5 secured to the bracket, a sliding sleeve 6 mounted upon the rod and provided with laterally-projecting ears 8 having vertical holes therein, a set-screw 7 carried by said sleeve and impinging upon said rod, a staple 2<sup>a</sup> embracing the rod and secured to the chair-back, a pair of semi-



circular arms 9, having their rear ends bent vertically downward and pivotally engaged with the holes of said sleeve, and a flexible cover 10, suspended from said swinging arms 5 and adapted to open or close coincidentally with the free ends of said arms, substantially as described.

In testimony whereof I affix my signature in the presence of two witnesses.

SYLVESTER WYGAL.

Witnesses:

J. J. LOWE.

F. E. WILLIAMS.