

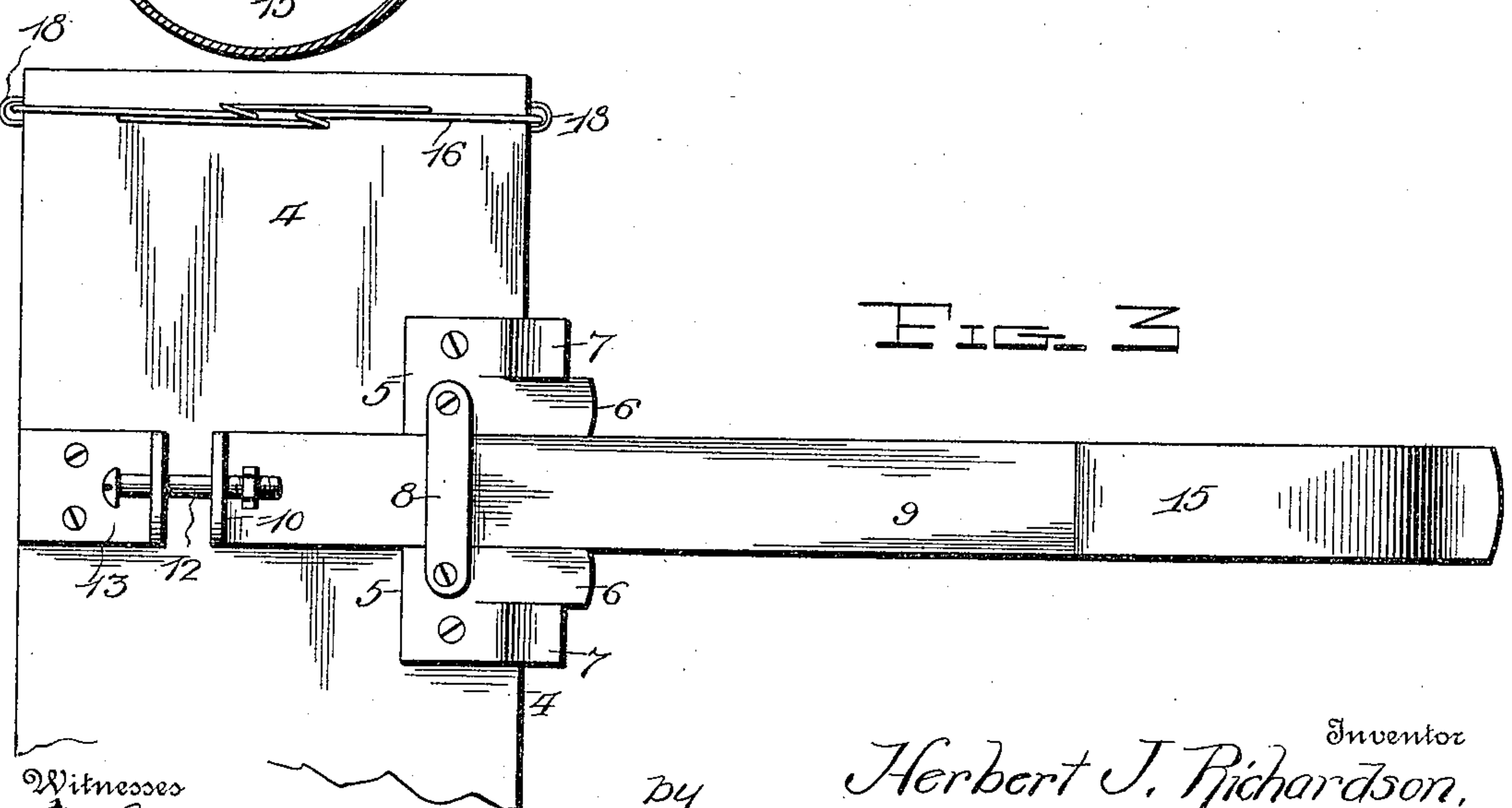
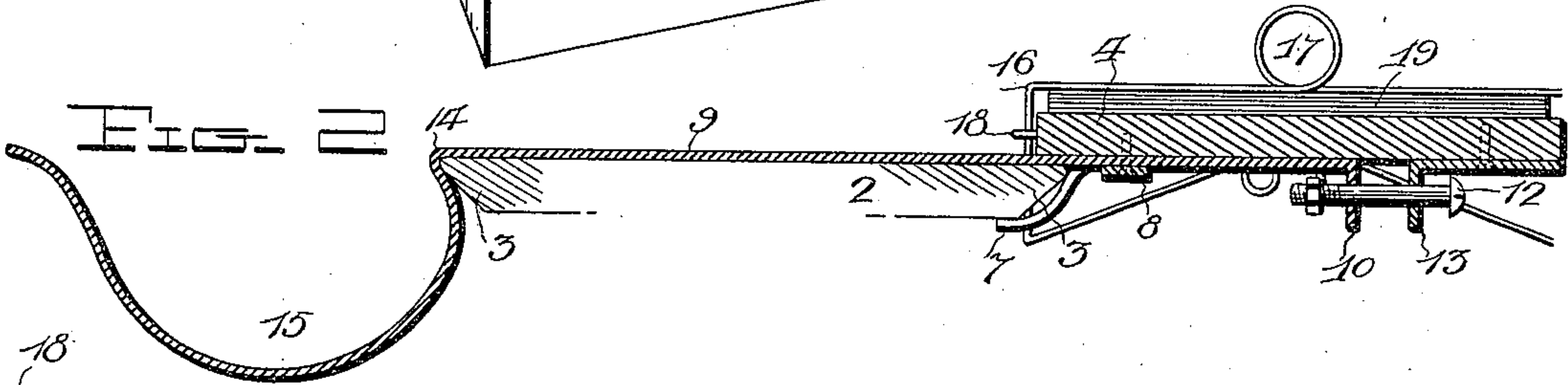
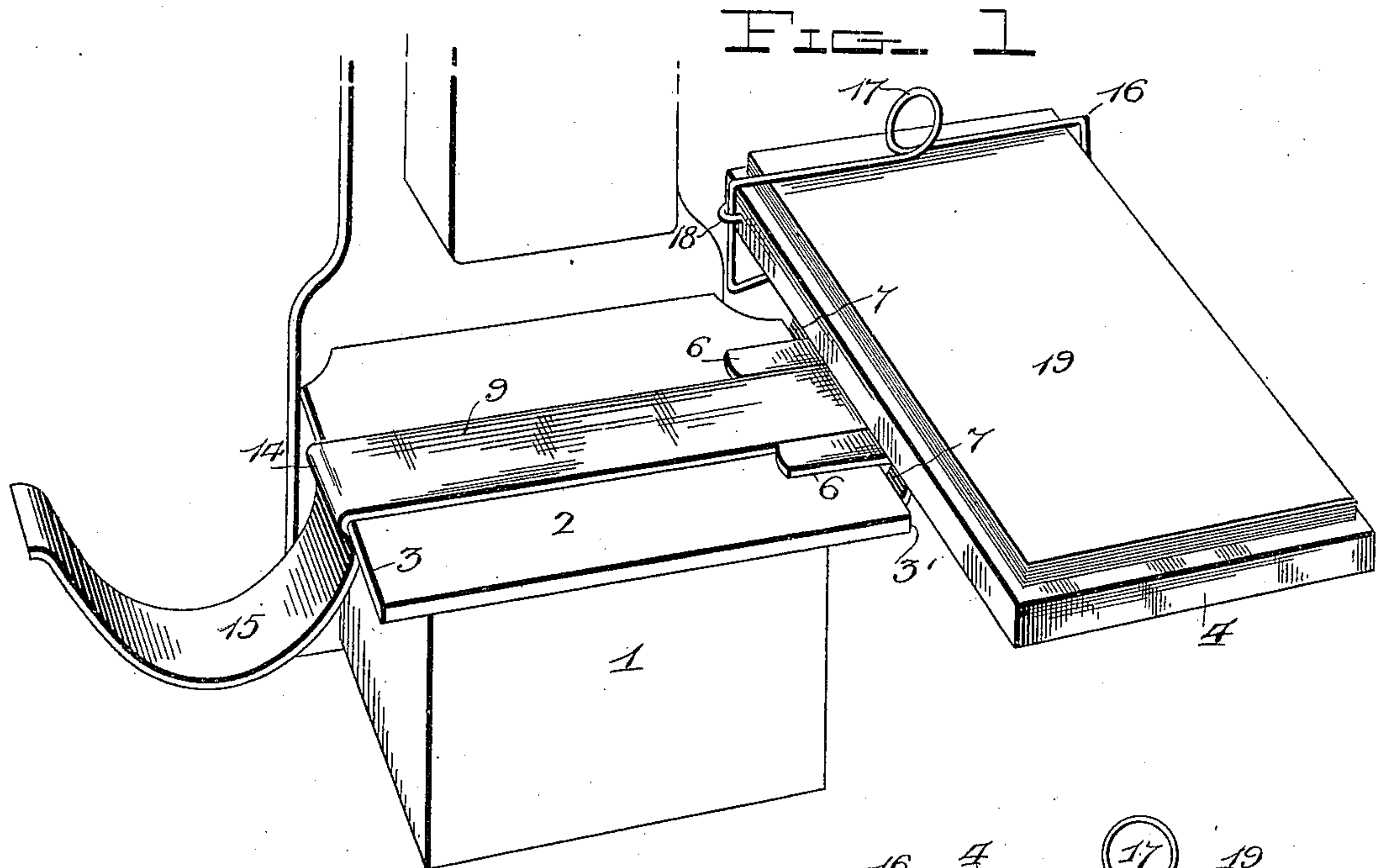
No. 639,826.

Patented Dec. 26, 1899.

H. J. RICHARDSON.
TELEPHONE ATTACHMENT.

(Application filed Oct. 5, 1899.)

(No Model.)



Witnesses
D. L. Jones
J. H. Griesbauer Jr.

by Herbert J. Richardson,
Attorneys

UNITED STATES PATENT OFFICE.

HERBERT J. RICHARDSON, OF ALBION, MICHIGAN.

TELEPHONE ATTACHMENT.

SPECIFICATION forming part of Letters Patent No. 639,826, dated December 26, 1899.

Application filed October 5, 1899. Serial No. 732,601. (No model.)

To all whom it may concern:

Be it known that I, HERBERT J. RICHARDSON, a citizen of the United States, residing at Albion, in the county of Calhoun and State of Michigan, have invented certain new and useful Improvements in Telephone Attachments; and I do declare the following to be a full, clear, and exact description of the invention, such as will enable others skilled in the art to which it appertains to make and use the same.

My invention relates to telephone attachments, and more particularly to a combined tablet-holder and arm-rest; and the object is to provide a simple, inexpensive, and convenient device of this character for facilitating telephonic communication.

To this end the invention consists in the construction, combination, and arrangement of the several elements of the device, as will be hereinafter more fully described, and particularly pointed out in the claim.

In the accompanying drawings the same reference characters indicate the same parts of the invention.

Figure 1 is a perspective view of my improved telephone attachment as it appears in use. Fig. 2 is a longitudinal section of the same. Fig. 3 is a bottom plan view.

1 denotes the battery box or casing, and 2 its inclined top, formed with the parallel projecting side ledges 3 3'.

4 denotes a shelf or leaf, to the under side of which is fixed the counterpart brackets 5 5, each of which is provided with a lateral tongue 6, which extends over the top of the ledge of the casing 1, and with a curved arm 7, which extends under said ledge.

8 denotes a strap-brace which connects the brackets 5 5 and also forms a guide for the bar 9, which has a sliding engagement between said brackets and strap-brace. The inner end of said bar is formed with a right-angular ear 10 to receive the clamping-bolt 12, mounted in the bracket 13, secured to the lower side of the shelf 4, while the outer end of said bar is formed with an acute-angled shoulder 14, terminating in the curved arm-rest 15.

In adjusting the attachment the shoulder

14 is set up against the ledge 3 and the brackets 5 5 adjusted to the ledge 3' and the clamping-bolt then screwed up to rigidly bind the bar 9 and shelf 4 in place.

16 denotes a spring-clip provided with an eye 17, from which it extends in opposite directions across the shelf and thence downwardly through the guide-staples 18 18 and across the bottom of the leaf, its overlapping ends being turned upwardly and pointed, so that they may be fixed in the bottom face of the leaf. A scratch-tablet 19 is secured on the leaf by means of this spring-clip, and its leaves may be thus conveniently removed or replaced at will.

In using the device the left hand, holding the receiving-telephone, is conveniently supported by resting the arm in the curved rest 15, while the right hand with pen or pencil can note down on the tablet the communications received over the telephone.

It will of course be understood that various changes in the form, proportion, and the minor details of construction may be resorted to without departing from the principle, or sacrificing any of the advantages of this invention.

Having thus fully described my invention, what I claim as new and useful, and desire to secure by Letters Patent of the United States, is—

A telephone attachment comprising the bar 9 formed with the curved rest 15 and the ear 10; in combination with the leaf or shelf 4, the bracket 13 secured to the lower side thereof, and bolt 12 adjustably connecting the bracket 13 and ear 10, the counterpart brackets 5, 5 secured to the lower side of the shelf, near one edge thereof, formed with the tongues 6, 6 and curved arms 7, 7, and the spring-clip 16 secured to the upper end of the shelf, substantially as and for the purpose set forth.

In testimony whereof I have hereunto set my hand in presence of two subscribing witnesses.

HERBERT J. RICHARDSON.

Witnesses:

SHUBALL A. BASCOM,
EUGENE D. COMSTOCK.