

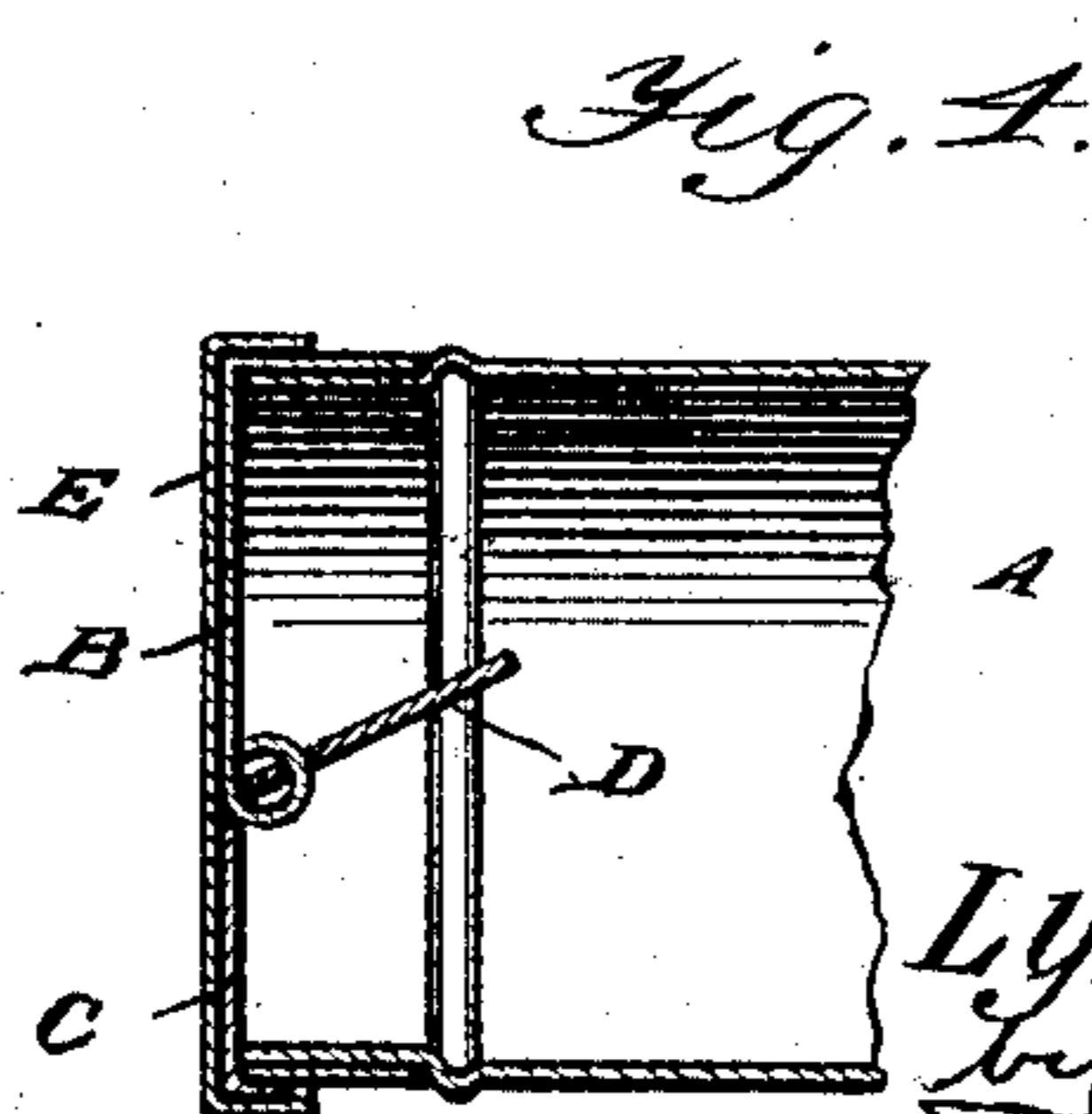
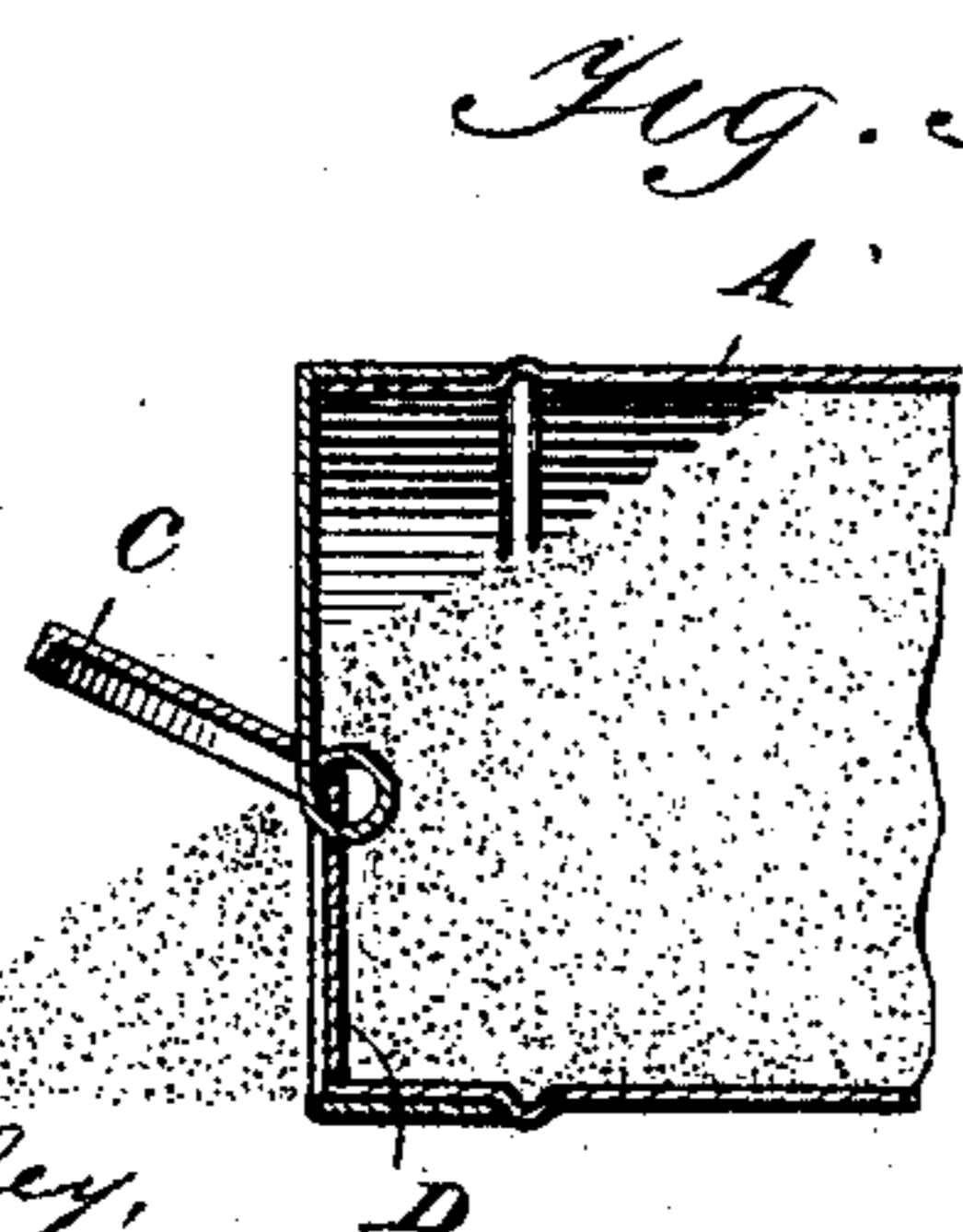
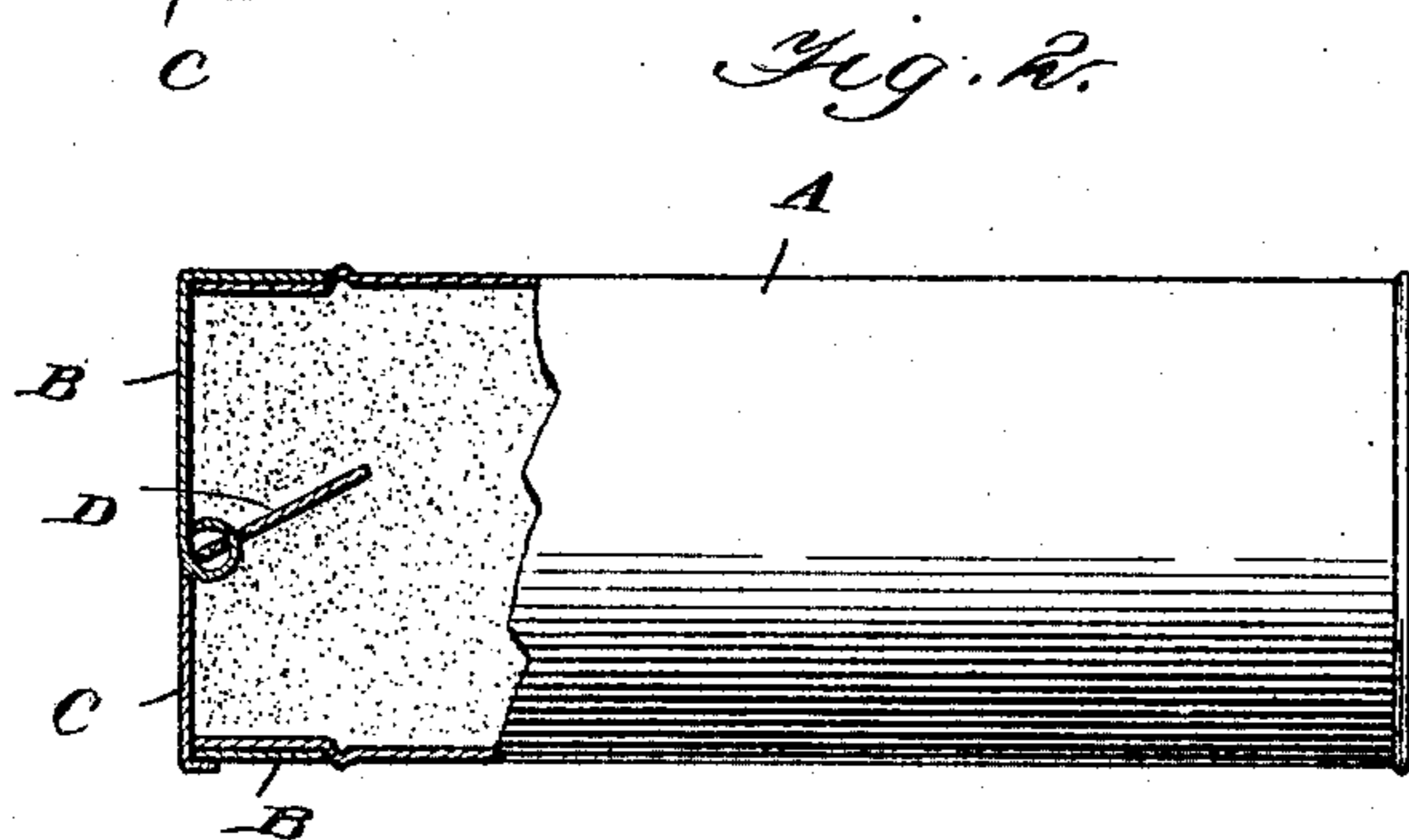
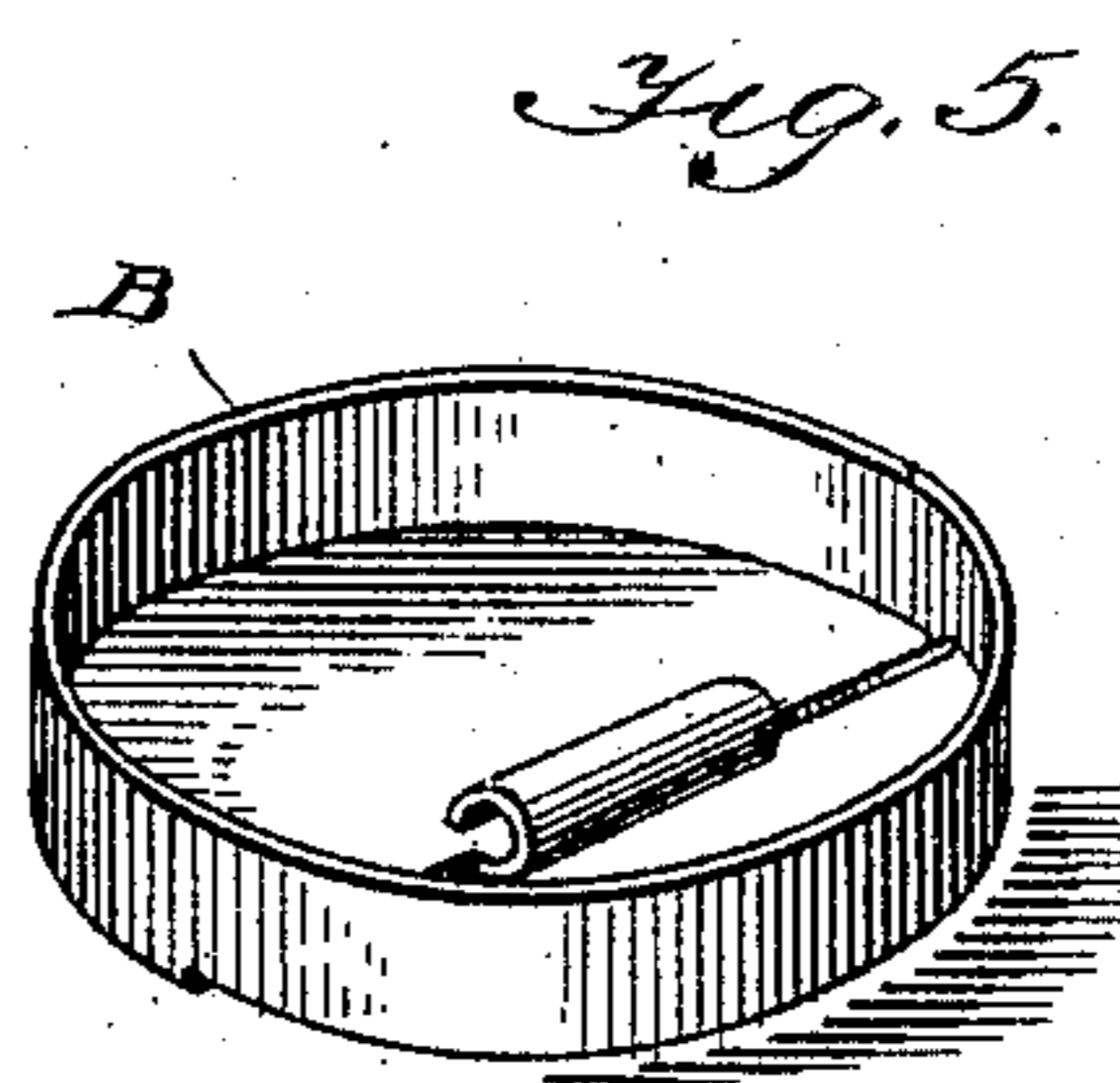
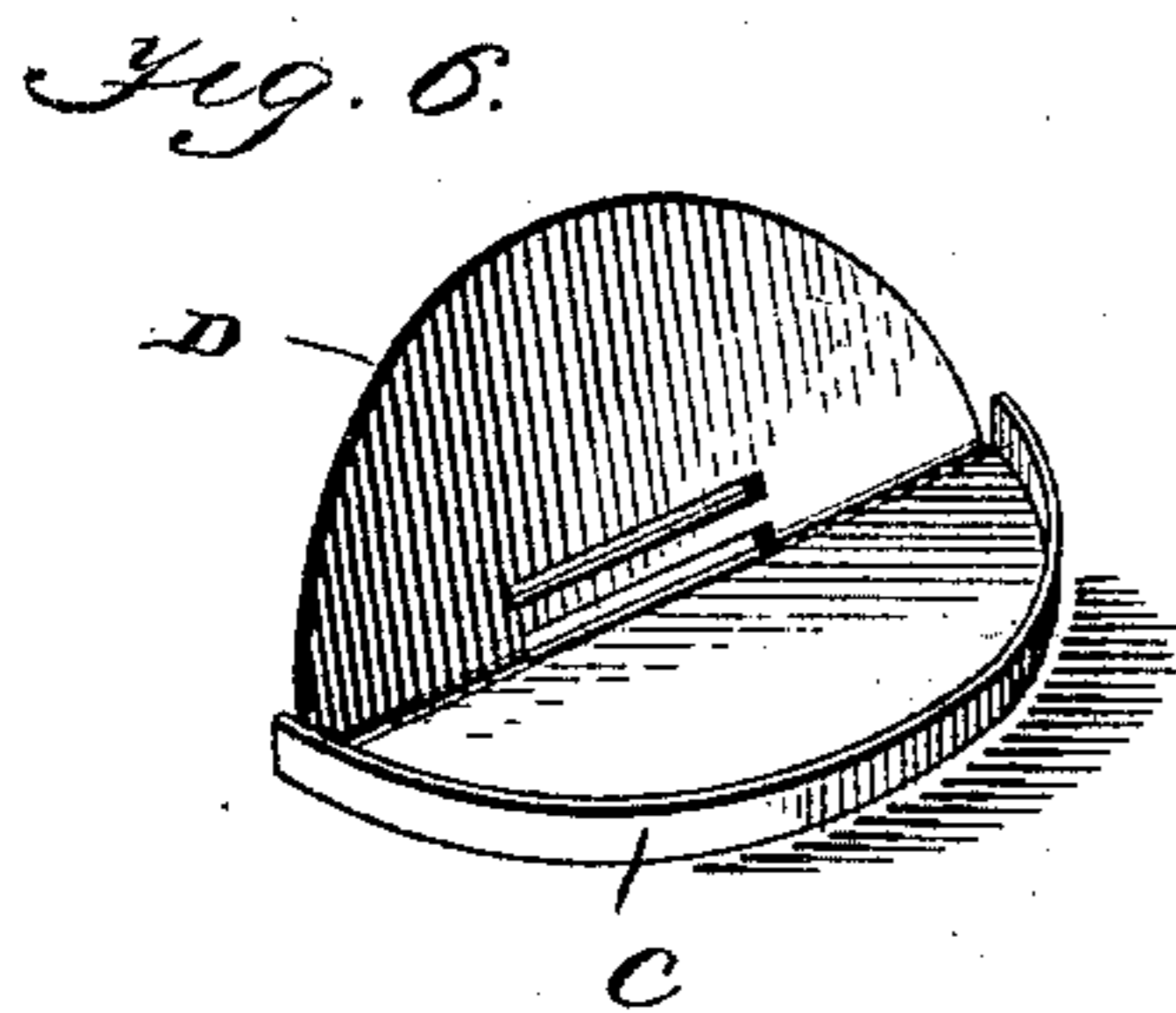
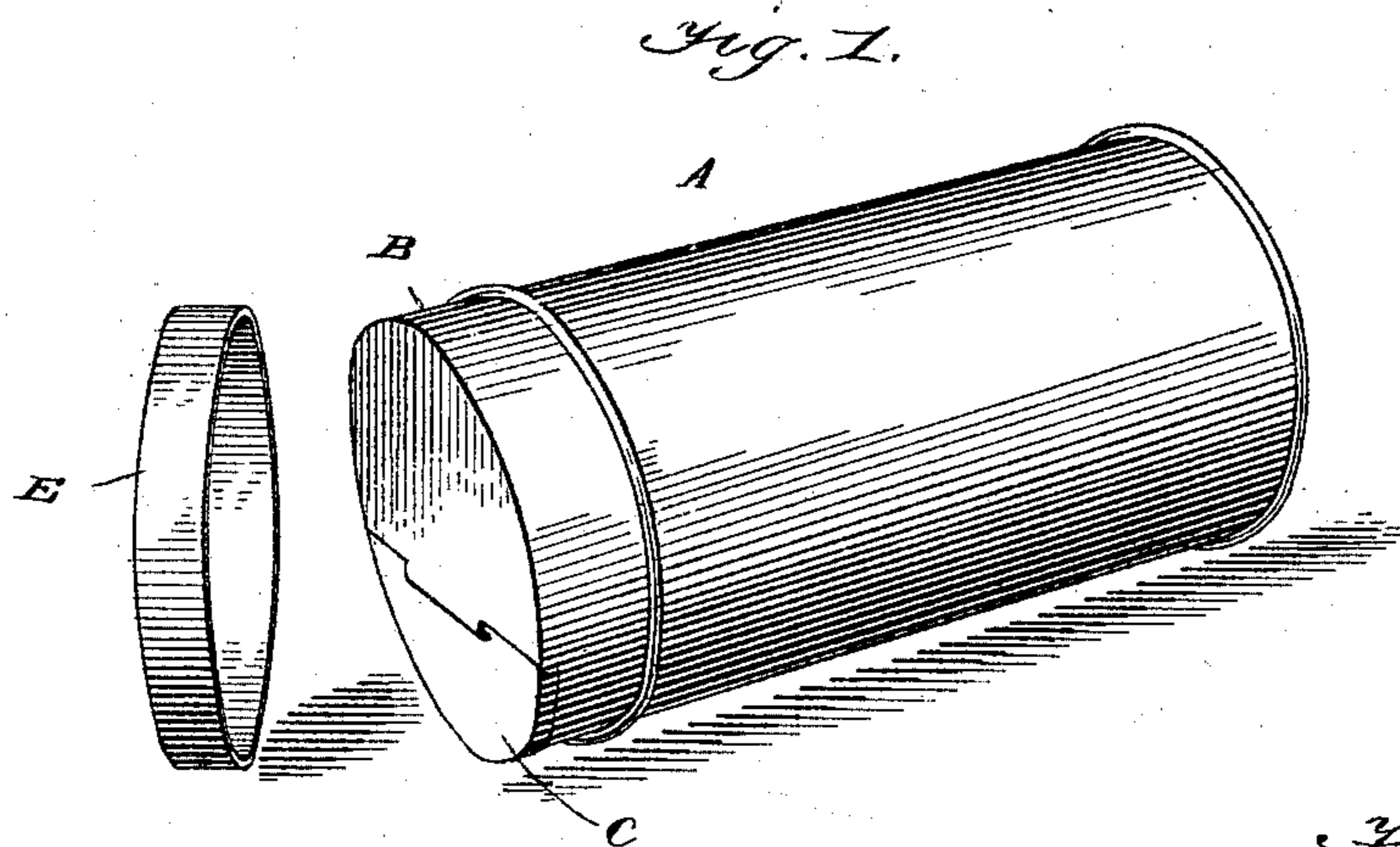
No. 638,319.

Patented Dec. 5, 1899.

L. CANON.
YEAST POWDER BOX.

(Application filed June 15, 1899.)

(No Model.)



Witnesses

J. W. Biley,
Chas. A. Brock

Inventor

Lydia Canon,

By
Oliver A. Co.
Attorneys

UNITED STATES PATENT OFFICE.

LYDIA CANON, OF BELMOND, IOWA.

YEAST-POWDER BOX.

SPECIFICATION forming part of Letters Patent No. 638,319, dated December 5, 1899.

Application filed June 15, 1899. Serial No. 720,691. (No model.)

To all whom it may concern:

Be it known that I, LYDIA CANON, a citizen of the United States, residing at Belmond, in the county of Wright and State of Iowa, have
5 invented a new and useful Yeast-Powder Box, of which the following is a specification.

My invention relates to boxes for containing and dispensing yeast-powder or other pulverized material.

10 The object of the invention is to provide a simple, cheap, and durable box in which to pack powders of various kinds, with certain improved additions whereby the necessity of dipping the powder from the box with spoons
15 or analogous devices is avoided.

With this object in view my invention consists in the improved construction, arrangement, and combination of parts hereinafter described and afterward specifically pointed
20 out in the appended claims.

In order to enable others skilled in the art to which my invention most nearly appertains to make and use same, I will now proceed to describe its construction and operation, reference being had to the accompanying drawings, forming part hereof, in which—

Figure 1 is a perspective view of a box constructed in accordance with my invention and the outer lid or cover detached therefrom. Fig. 2 is a view, partly in elevation and partly in section, of the box closed, but with the outer lid removed. Fig. 3 is a sectional view on one end of the box after discharging part of its contents. Fig. 4 is a
35 similar view of the same parts with the outer lid in place and the box empty. Fig. 5 is a detail perspective view of the inner lid or cover with the shutter removed therefrom. Fig. 6 is a similar view of the shutter detached.
40

Like letters of reference mark the same parts wherever they appear in the various figures of the drawings.

Referring to the drawings by letters, A indicates the cylindrical body of the box, and
45 B the inner lid therefor, fitted to telescope over the open end in the usual manner. The lid B has a segment cut out and what I denominate the "shutter" attached, the shutter consisting of a piece of metal bent at its
50 center at an obtuse angle, the parts C and D of the shutter of proper dimensions and form

to fill the segmental space. The shutter at its angle is hinged to the top of the lid in position to permit part C to be closed over the
55 segmental opening from the outside and the part D to close it from the inside. When part C closes the opening, as in Figs. 1, 2, and 4, the part D projects into the box; but when the position of the shutter is reversed
60 and part D closes the opening the part C will project outward from lid B, as shown in Fig. 3.

E indicates an outer lid of ordinary form adapted to telescope over and inclose the inner lid B.
65

When it is desired to fill the box, both lids are removed, and to close the box the parts will be assembled as in Fig. 4.

To discharge a portion of the contents of the box, the outer lid is removed and the box
70 tipped, which will cause the part C to swing outward and permit part of the contents to run out. As the part C swings out the part D will swing down and the contents of the box bearing against it will cause part D to
75 close the opening, thus limiting the amount discharged according to the size of the segmental opening and the obtuseness of the angle between parts C and D. The size of the hole and the angle between C and D may be
80 regulated according to circumstances.

While I have illustrated and described what I consider to be the best means now known to me for carrying out my invention, I do not wish to be understood as restricting myself to
85 the exact forms of construction shown, as many slight changes therein or variations therefrom might suggest themselves to the ordinary mechanic, all of which would be clearly included within the limit and scope of
90 my invention.

Having thus fully described my invention, what I claim as new, and desire to secure by Letters Patent of the United States, is—

1. A measuring-box for containing powder, 95 or pulverized material, comprising a cylindrical body, a telescoping lid having a segment of its top removed to provide an opening, and a shutter composed of two parts bent at an angle to each other and hinged in
100 the segmental opening, substantially as described.

2. A measuring-box for containing powder, or pulverized material, comprising a cylin-

drical body, a telescoping lid having a segment of its top removed to form an opening, and a shutter composed of two parts bent at an angle to each other and hinged in the segmental opening, one part being outside and the other inside of the lid, substantially as described.

3. In a measuring powder-box the combination with a telescoping lid or cover having a segment of its top removed to form an approximately semicircular opening, of a shut-

ter hinged to the top at one side of the opening, said shutter having an outer part adapted to close the segmental opening from the outside, and an inner part at an obtuse angle to the outer part and adapted to close the opening from the inside, substantially as described.

LYDIA CANON.

Witnesses:

W. M. KAINE,

H. A. SAVERCOOL.