

No. 637,529.

Patented Nov. 21, 1899.

L. SCHMIDT.
BELT.

Application filed July 17, 1899.)

(No Model.)

Fig. 1.

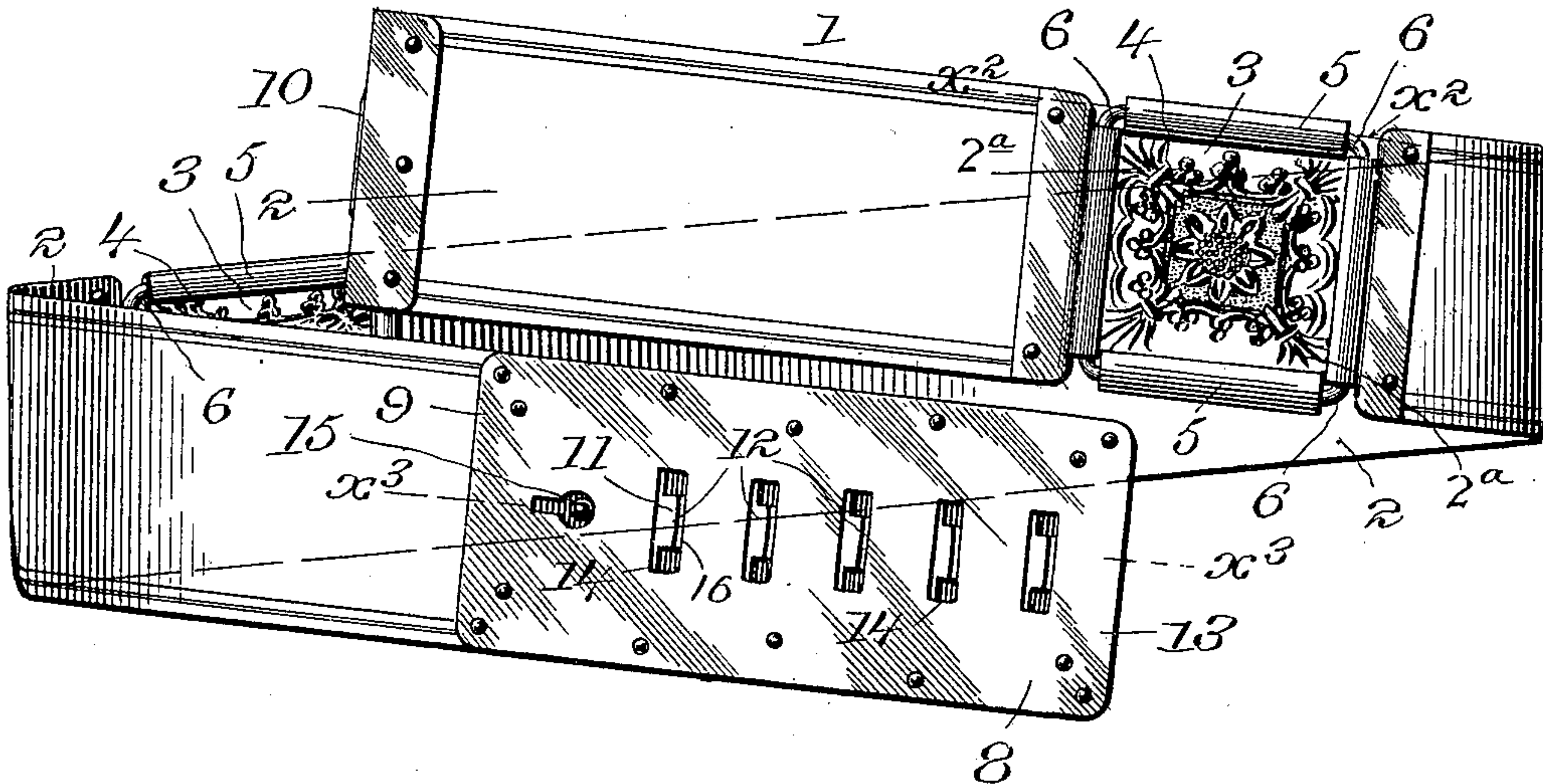


Fig. 2.

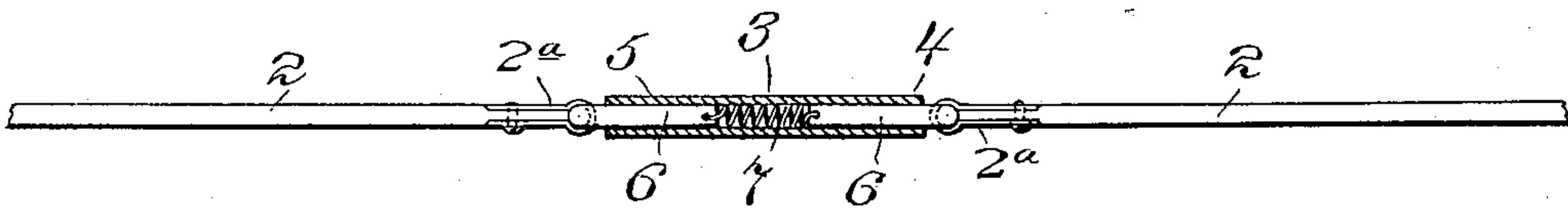
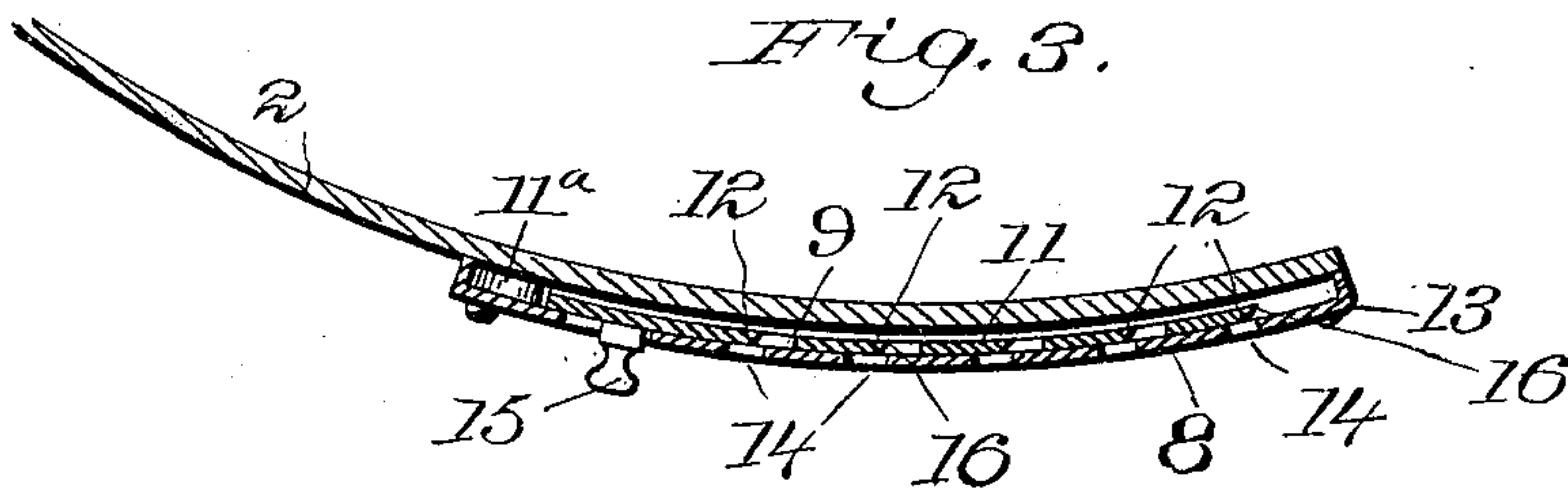


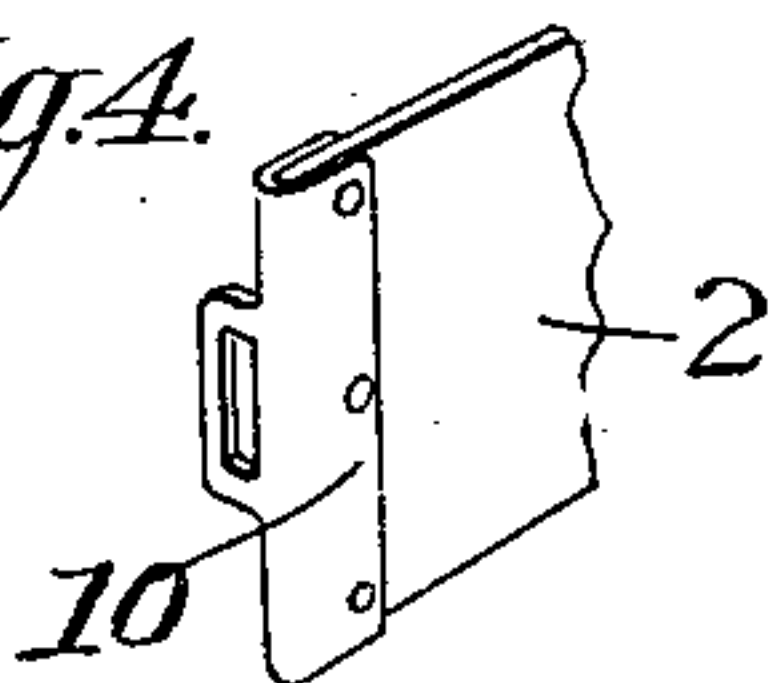
Fig. 3.



WITNESSES:

J. E. Pearson
N. H. Humphrey

Fig. 4.



INVENTOR

Louis Schmidt

BY

Wm. H. Benjamin
ATTORNEY

UNITED STATES PATENT OFFICE.

LOUIS SCHMIDT, OF HOBOKEN, NEW JERSEY, ASSIGNOR TO JULIUS LAMBERT, OF NEW YORK, N. Y.

BELT.

SPECIFICATION forming part of Letters Patent No. 637,529, dated November 21, 1899.

Application filed July 17, 1899. Serial No. 724,181. (No model.)

To all whom it may concern:

Be it known that I, LOUIS SCHMIDT, a citizen of the United States, residing at Hoboken, State of New Jersey, have invented certain new and useful Improvements in Belts, of which the following is a specification.

My invention relates to certain new and useful improvements in belts, waistbands, &c.

The object of the invention is to produce a belt variable in definite lengths or to the approximate size desired and self-extensible in perfectly adapting itself to the exact size of the waist of the wearer, whereby the necessity for its manufacture in graded sizes is obviated.

The novelty of the invention consists in the means by which the belt is rendered extensible, together with the clasp, the members of which latter are relatively adjustable to permit the size of the belt to be varied in determined lengths.

One embodiment of the invention is illustrated in the accompanying drawings, wherein similar figures of reference refer to like parts throughout the several views, in which—

Figure 1 is a view in elevation of a belt constructed in accordance with my invention, the same being shown with the ends overlapping to illustrate one of the extensible sections and the belt-clasp. Fig. 2 is a horizontal sectional view taken on the lines X² X² of Fig. 1. Fig. 3 is a similar view taken on the lines X³ X³ of Fig. 1, and Fig. 4 is a detail view of the slotted member of the clasp.

Referring to the drawings, 1 represents the belt, which includes within its length a series of alternating extensible and non-extensible sections 2 2 2 3 3, &c. The sections 2 may be formed of plain or ornamented leather, woven fabric, or other suitable material and are provided at their ends adjoining the sections 2 2 with a hinge member 2^a. The extensible sections consist of a plate 4, plain or ornamented, having upper and lower tubular portions

5 5, which inclose and serve as guides for the bent-up extremities of the hinge-pins 6 6. These pins turn freely in bearings of the hinge members 2^a and are connected within the tubular guides of the plates 4 by springs 7 7.

8 represents the belt-clasp, comprising two members 9 10. The part 9, secured upon one end of the belt, consists of a locking-plate 11, which is normally sustained in an advanced position by a flat spring 11^a and provided with a series of engaging tongues 12. A casing 13, inclosing the locking-plate, is slotted at 14 14 to expose the tongues and permit the cooperating member 10 to be entered and engaged thereby.

15 represents a thumb-piece or button which projects through a slot in the casing and controls the movement of the locking-plate.

The tongues of the locking-plate are preferably beveled, as shown at 16, to enable the slotted member of the clasp to be entered and engaged by pressure and without the necessity of manually adjusting the plate.

Having thus described my invention, I claim—

1. A belt having included within its length one or more pivotally-connected extensible sections, together with a clasp consisting of two members relatively adjustable for varying the size of the belt in determined lengths, as specified.

2. A belt including within its length extensible and non-extensible sections, together with a clasp consisting of a spring-advanced locking-plate secured to one extremity of the belt and provided with a series of engaging tongues and a cooperating member secured to the other extremity of the belt, as specified.

In testimony whereof I affix my signature in the presence of two witnesses.

LOUIS SCHMIDT.

Witnesses:

JULIUS LAMBERT,
R. M. G. DODGE.