

No. 636,454.

Patented Nov. 7, 1899.

L. S. RUBIRA.
SOAP HOLDER.

(Application filed Oct. 12, 1898.)

(No Model.)

Fig. 1.

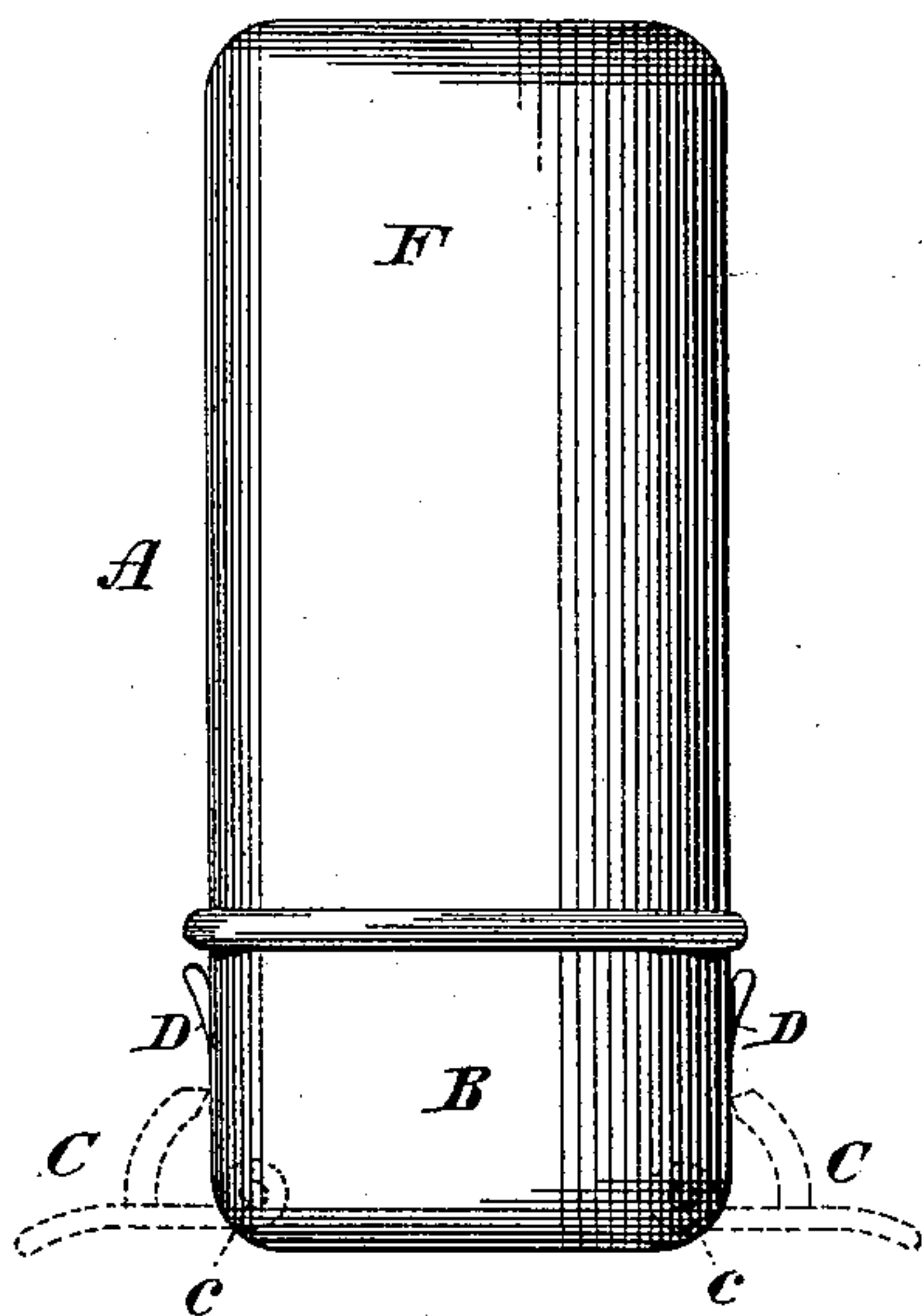


Fig. 2.

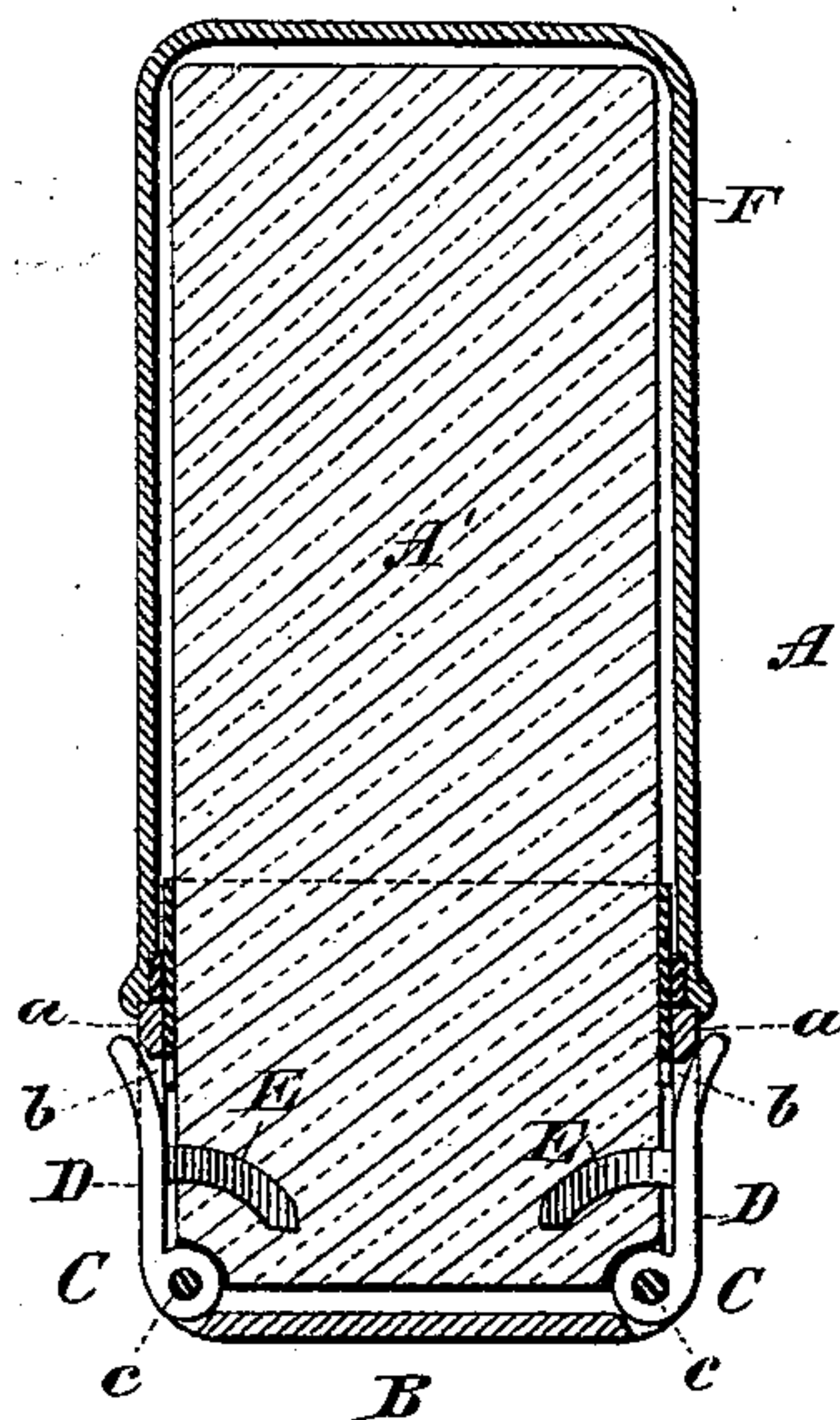
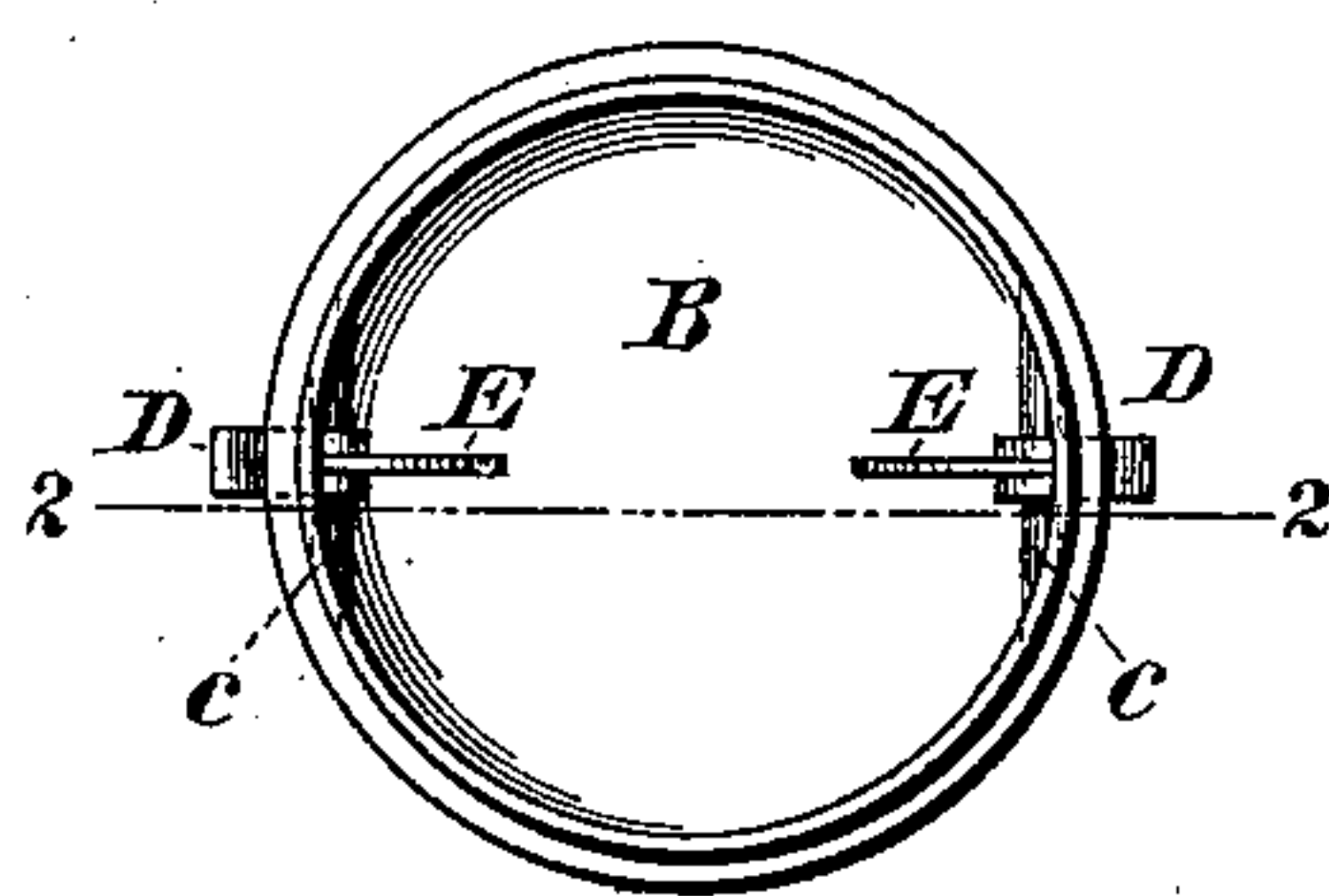


Fig. 3.



WITNESSES:

Gustave Dietrich
John Kehlentbeck

INVENTOR

Luciano S. Rubira

BY

Augustus Dietrich
His ATTORNEY.

UNITED STATES PATENT OFFICE.

LUCIANO SANTOS RUBIRA, OF HACKENSACK, NEW JERSEY, ASSIGNOR OF TWO-THIRDS TO GEORGE A. FISH AND JAMES V. SIMPSON, OF MOUNT VERNON, NEW YORK.

SOAP-HOLDER.

SPECIFICATION forming part of Letters Patent No. 636,454, dated November 7, 1899.

Application filed October 12, 1898. Serial No. 693,288. (No model.)

To all whom it may concern:

Be it known that I, LUCIANO SANTOS RUBIRA, a citizen of the United States, residing at Hackensack, in the county of Bergen and State of New Jersey, have invented certain new and useful Improvements in Soap-Holders, of which the following is a full, clear, and exact specification.

My invention relates to improvements in receptacles for holding soap, cosmetics, and analogous articles; and said invention has for its object more particularly to provide a simple and efficient covered receptacle wherein a stick of shaving-soap may be conveniently carried or kept and whereof the receptacle portion will serve as a handle or holder whereby to enable the same to be firmly grasped by the fingers when desiring to apply the soap. These objects above set forth I am enabled to attain by means of my invention, which consists in the novel details of construction and in the combination, connection, and arrangement of parts, as hereinafter more fully set forth and then pointed out in the claims.

In the accompanying drawings, forming part of this specification, wherein like letters of reference indicate like parts, Figure 1 is a side view of a soap-holder constructed according to and embodying my invention, the securing devices being shown in dotted lines thrown out. Fig. 2 is a section taken on the line 2 2 of Fig. 3, the securing devices being shown embedded in the soap; and Fig. 3 is a plan view of the receptacle portion of the holder, the soap being removed therefrom.

In said drawings, A designates the holder, and A' a stick of soap secured therein, the said holder A being made cylindrical in form and comprising the receptacle B, having a shoulder *a* adjacent to its upper edge and openings or slots *b b* in the sides thereof opposite to each other, and C C denote securing or retaining devices comprising the hinged sections D, the lower ends of which are pivotally secured within said openings or slots *b* upon pins *c*, secured to the base of the receptacle B and the upper or free ends bent slightly outward, and upon the inner surfaces of said hinged sections D, adjacent to their

upper or free ends, are provided the segmental hook members E. 50

F denotes a cover for the receptacle B, which cover corresponds in outline with the receptacle and when fitted thereon constitutes a continuation thereof. 55

By constructing the apparatus in the manner herein shown and described—i. e., making a shallow receptacle large enough only to afford a handle which may be grasped by the fingers and a comparatively deep cover—only so much of the soap will be actually inclosed within the receptacle as will be necessary to enable the securing or retaining devices to obtain a firm hold therein and the larger portion of the soap permitted to extend or project above the receptacle, thus leaving almost the entire stick of soap unobstructed and in a condition for immediate use, which unobstructed projecting portion may be readily and completely protected by simply fitting the cover F upon said receptacle B. 60 65 70

It will be observed that although I have shown and described the holder and the soap of cylindrical form I do not wish to limit or confine myself thereto, nor do I wish to limit or confine myself as to the form and arrangement of the securing or retaining devices, all of which may be varied within the scope of the invention. 75

What I claim, however, and desire to secure by Letters Patent, is— 80

1. A soap-holder comprising a receptacle adapted to receive one end of a stick of soap, and provided with a plurality of longitudinal slots; a plurality of retaining devices extending into and adapted to close said openings hinged at their lower ends to the bottom of the receptacle within the latter, and having their upper ends turned outward; hooks projecting from the inner sides of the hinged retaining devices; and a cover fitting over the upper end of the stick of soap and resting upon the top of the receptacle. 85 90

2. A soap-holder comprising a receptacle adapted to receive one end of a stick of soap, and formed with elongated vertical slots, and with an annular shoulder; securing devices pivotally secured upon cross-pins located 95

within the receptacle, and outwardly turned
at their upper ends; hooks projecting from
the inner sides of the securing devices and
adapted to hold the soap within the receptacle;
5 and a cover fitting over the upper end of the
soap and resting upon the shoulder of the re-
ceptacle.

Signed at the city of New York, in the
county and State of New York, this 11th day
of October, 1898.

LUCIANO SANTOS RUBIRA.

Witnesses:

E. C. EVANS,

THEO ROGERS.