

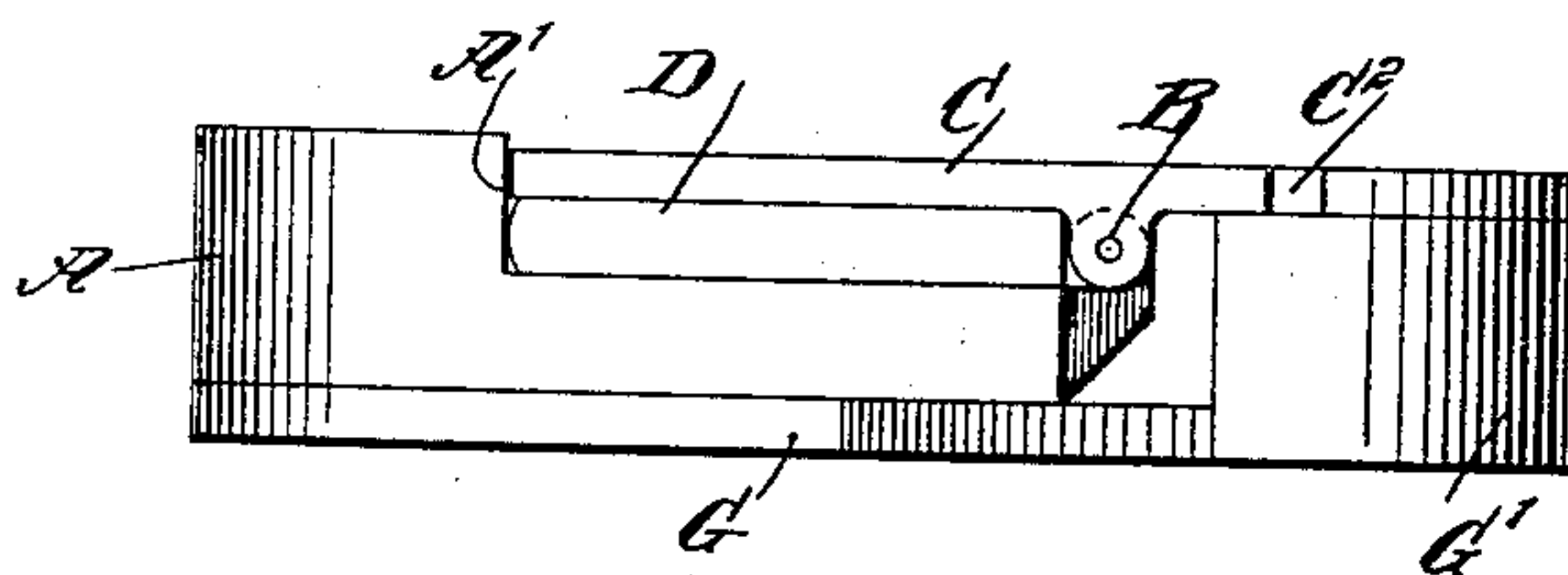
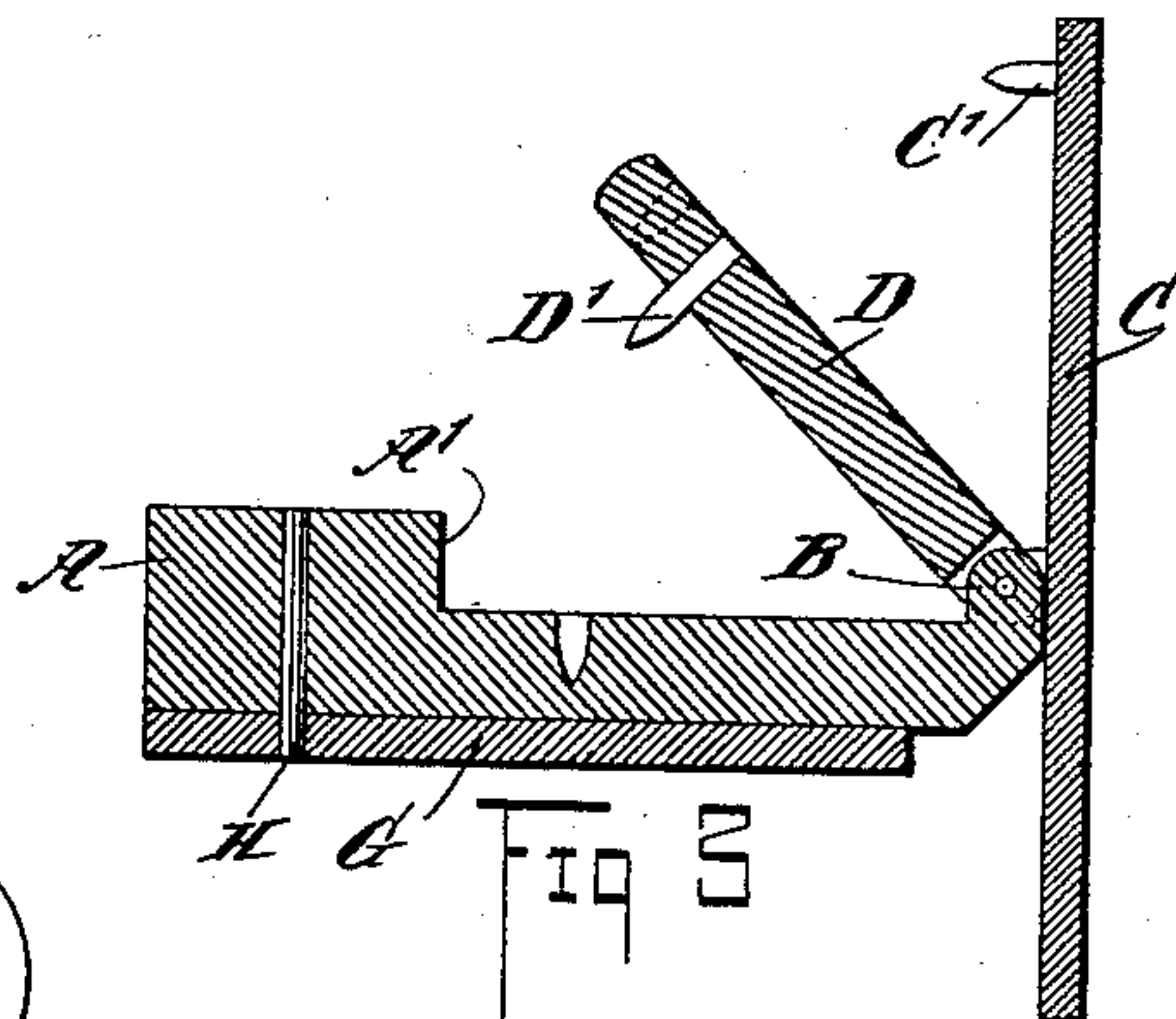
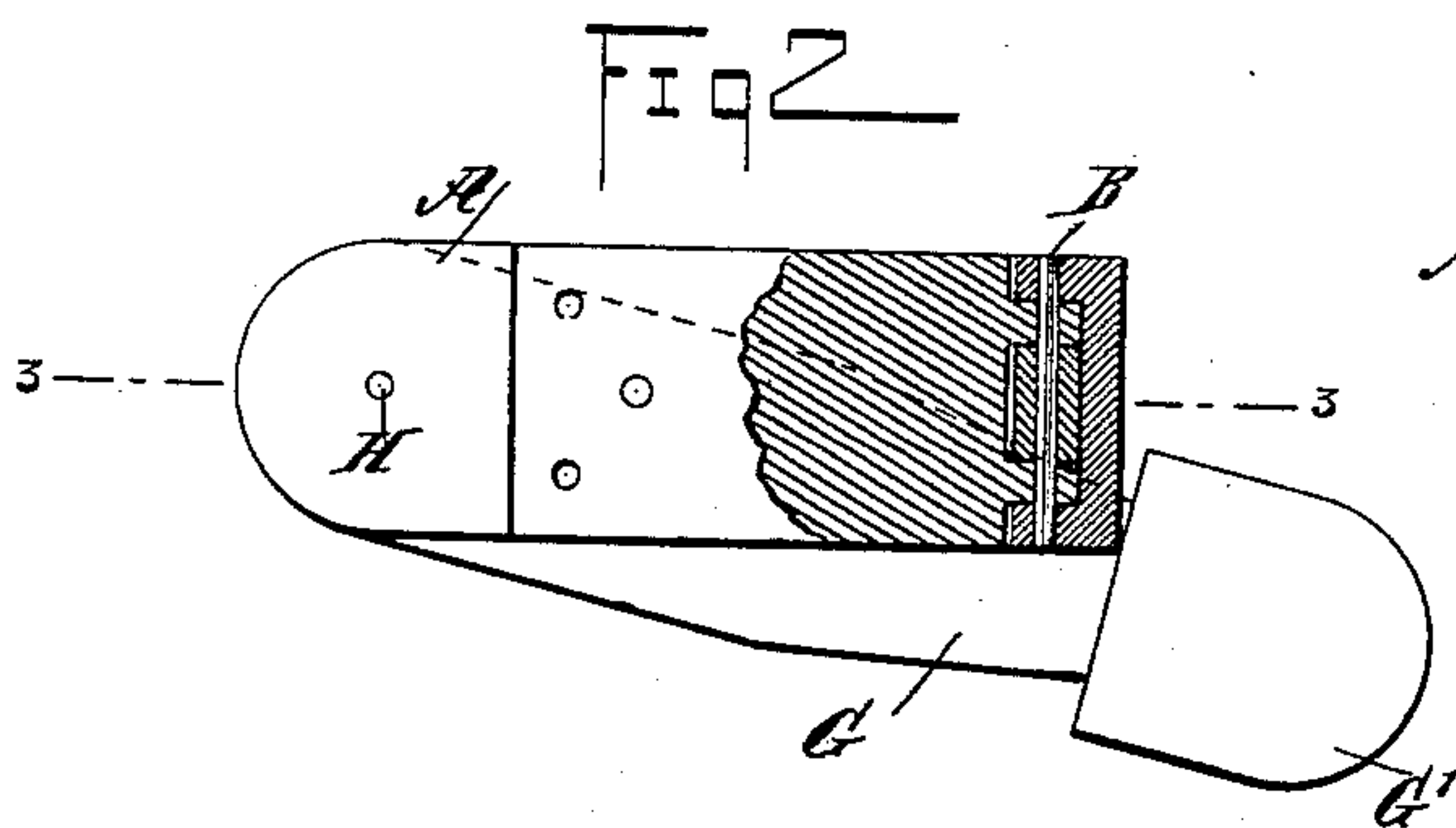
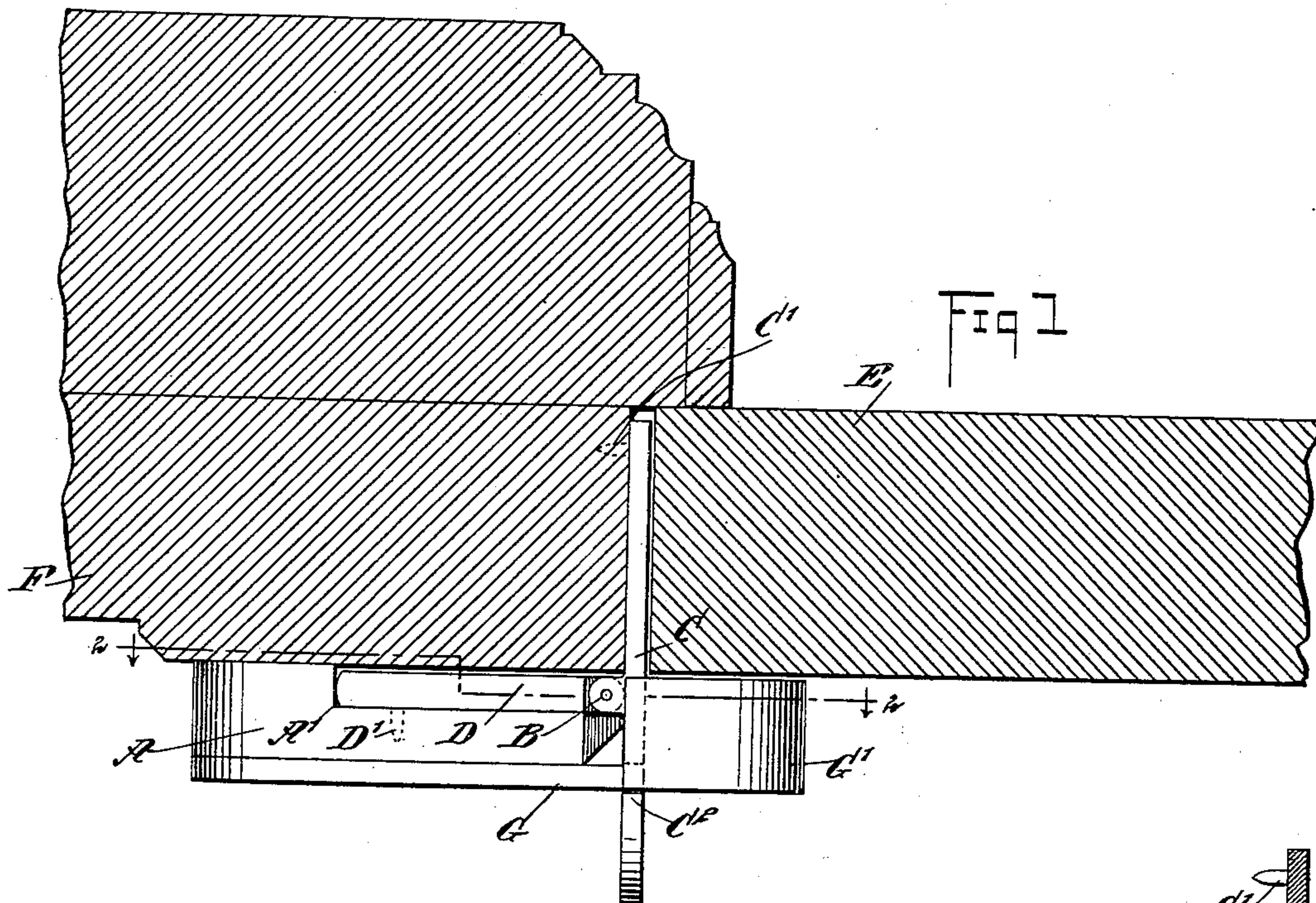
No. 633,461.

Patented Sept. 19, 1899.

O. KURE.
DOOR SECURER.

(Application filed July 3, 1899.)

(No Model.)



WITNESSES:

Geo. L. Johnson
Geo. J. Foster

INVENTOR

Ole Kure
BY *Munn*
ATTORNEYS.

UNITED STATES PATENT OFFICE.

OLE KURE, OF CHEHALIS, WASHINGTON.

DOOR-SECURER.

SPECIFICATION forming part of Letters Patent No. 633,461, dated September 19, 1899.

Application filed July 3, 1899. Serial No. 722,717. (No model.)

To all whom it may concern:

Be it known that I, OLE KURE, of Chehalis, in the county of Lewis and State of Washington, have invented a new and Improved Door-Securer, of which the following is a full, clear, and exact description.

The object of the invention is to provide a new and improved door-securer which is simple and durable in construction, arranged to take up very little space when folded and not in use, and more especially designed for the use of travelers for securely locking the doors of sleeping-rooms in hotels and other stopping-places.

The invention consists of novel features and parts and combinations of the same, as will be fully described hereinafter and then pointed out in the claim.

Reference is to be had to the accompanying drawings, forming a part of this specification, in which similar characters of reference indicate corresponding parts in all the views.

Figure 1 is a plan view of the improvement as applied, the door being in section. Fig. 2 is a sectional rear elevation of the improvement on the line 2 2 in Fig. 1. Fig. 3 is a sectional plan view of the same on the line 3 3 in Fig. 2 and with the two plates swung into angular position, and Fig. 4 is a plan view of the improvement folded up.

The improved door-securer is provided with a frame or body A, on one end of which is arranged a vertically-disposed pivot B, on which are fulcrumed the plates C and D, of which the plate C or both plates C and D may be swung at right angles to the body A and placed between the hinged end of the door E and the door-casing F, as indicated in Fig. 1. The forward ends of the plates C and D are provided with pins or teeth C' and D', respectively, to engage the door-casing F when the door E is shut and securely lock the door against opening by swinging a locking-bar G down upon the rear end of the plate C and against the face of the door E, as shown in Fig. 1, it being understood that the body A abuts or rests against the inner face of the door-casing F when the said plate C or the two plates C and D are in position between the door and its casing.

The locking-bar G is hung on a transverse pivot H, held on the rear end of the body A, and said bar G is adapted to drop into a notch C², formed on the rear end of the plate C, to hold the said bar G against further downward-swinging motion and its head G' in position against the face of the door E, as is plainly shown in said Fig. 1.

It is understood that for doors having narrow spaces between the hinged end of the door and the casing only the plate C is used, but for doors with wider spaces it is necessary to swing out both plates C and D, so as to fill said space when the door is closed to insure a proper locking of the door against opening by unauthorized persons.

The plate D and the forward portion of the plate C are adapted to be folded into a recess A' cut out of the rear face of the body A, as is plainly shown in the drawings, so that when the plates are folded up at the rear and the bar G is swung in front of said body then the head G' rests against the front face of the rear portion of the plate C, as is plainly shown in Fig. 4, so that the door-securer as thus folded takes up very little room, and as the combined thickness of the head G' and plate C are equal to the thickness of the body A the device when folded presents straight lines on its four sides, making it convenient for the pocket.

In order to use the device, it is necessary for the operator to first swing the plate D in an upward direction and then the plate C outward at a right angle to the body after the forward portion of the plate is passed between the door E and the casing, and the door is then closed to force the pin C' into the casing F, the inner face of the body A resting against the casing. The operator now swings the bar G downward to lock the plate and bring the rear face of its head G' against the door to prevent opening of the same. Thus the plate C holds the body in position and the body and the plate hold the locking-bar in place with the head against the door to prevent opening of the latter.

Having thus fully described my invention, I claim as new and desire to secure by Letters Patent—

A door-securer, comprising a body having a recess extended a portion of its length, a plurality of plates pivoted to the body and adapted to fold into the recess, and a locking-
5 bar pivoted to the body and having a notch and a head portion for engaging a rearward extension of the outer one of said plates, when the device is folded, the combined thickness of said head and extension being equal to the thickest portion of the body.

OLE KURE.

Witnesses:

B. BUCHELE,
L. BUCHELE.