

No. 632,972.

Patented Sept. 12, 1899.

A. SILBERMAN.  
SUSPENDERS.

(Application filed July 7, 1899.)

(No Model.)

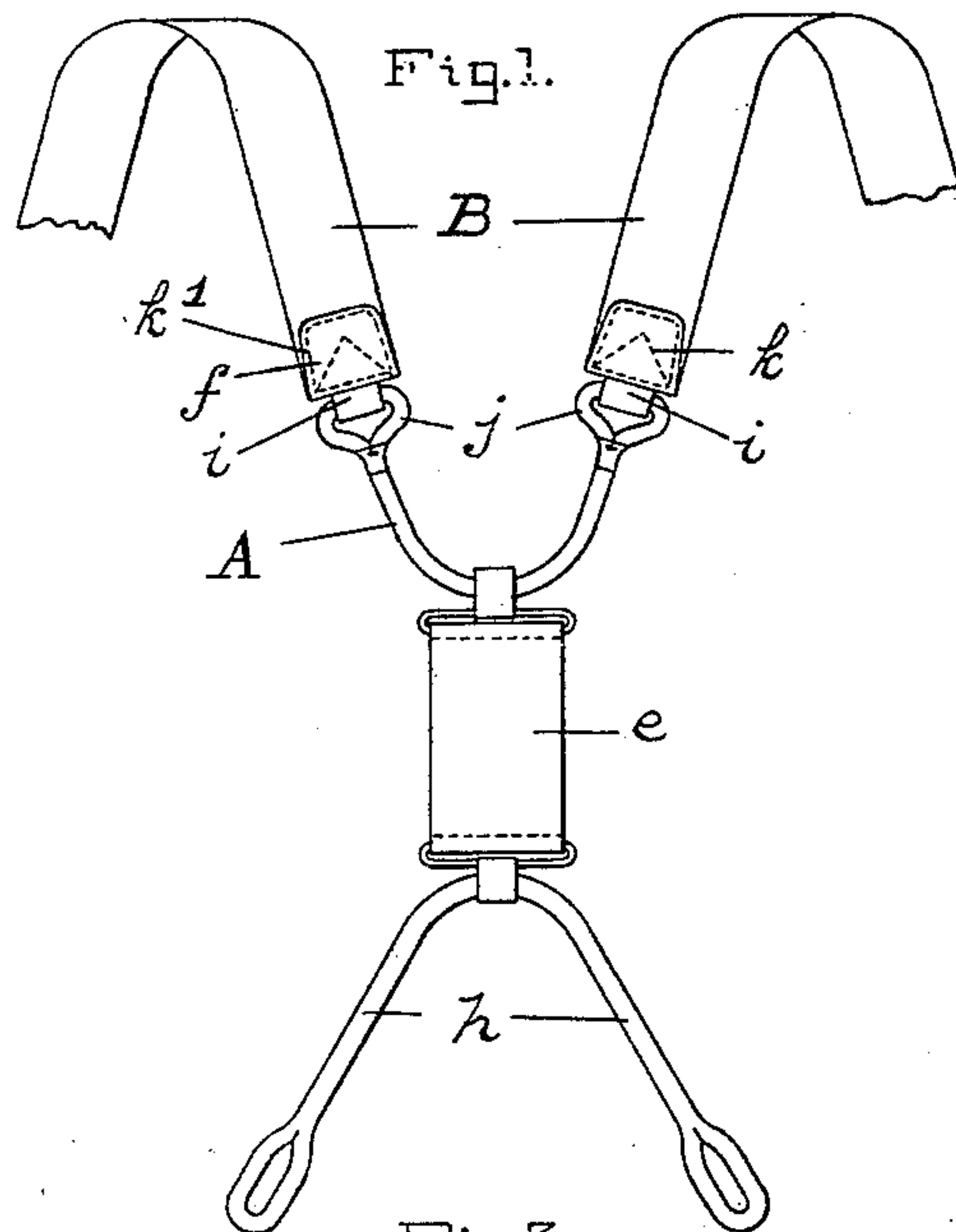


Fig. 2.

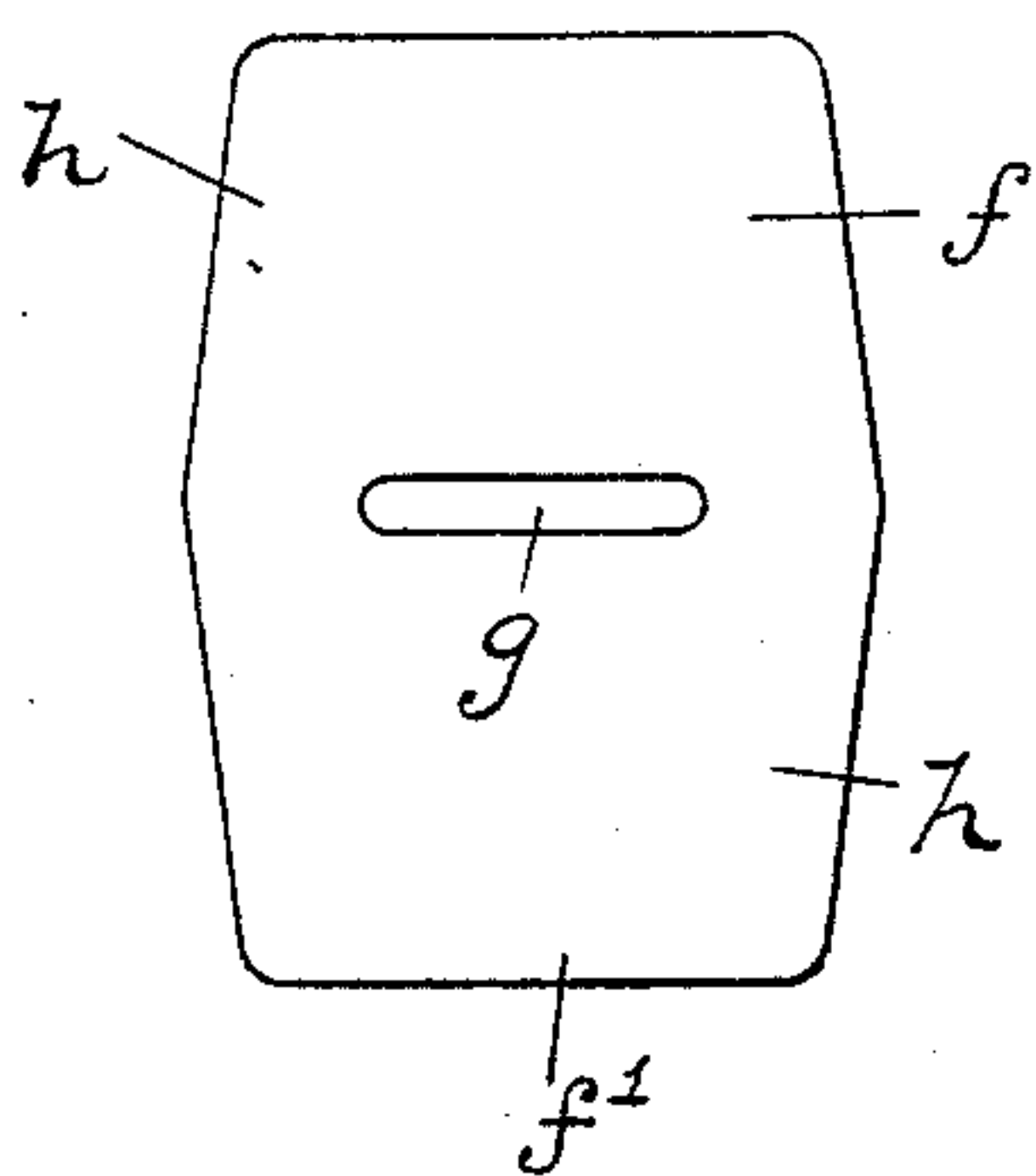


Fig. 3.

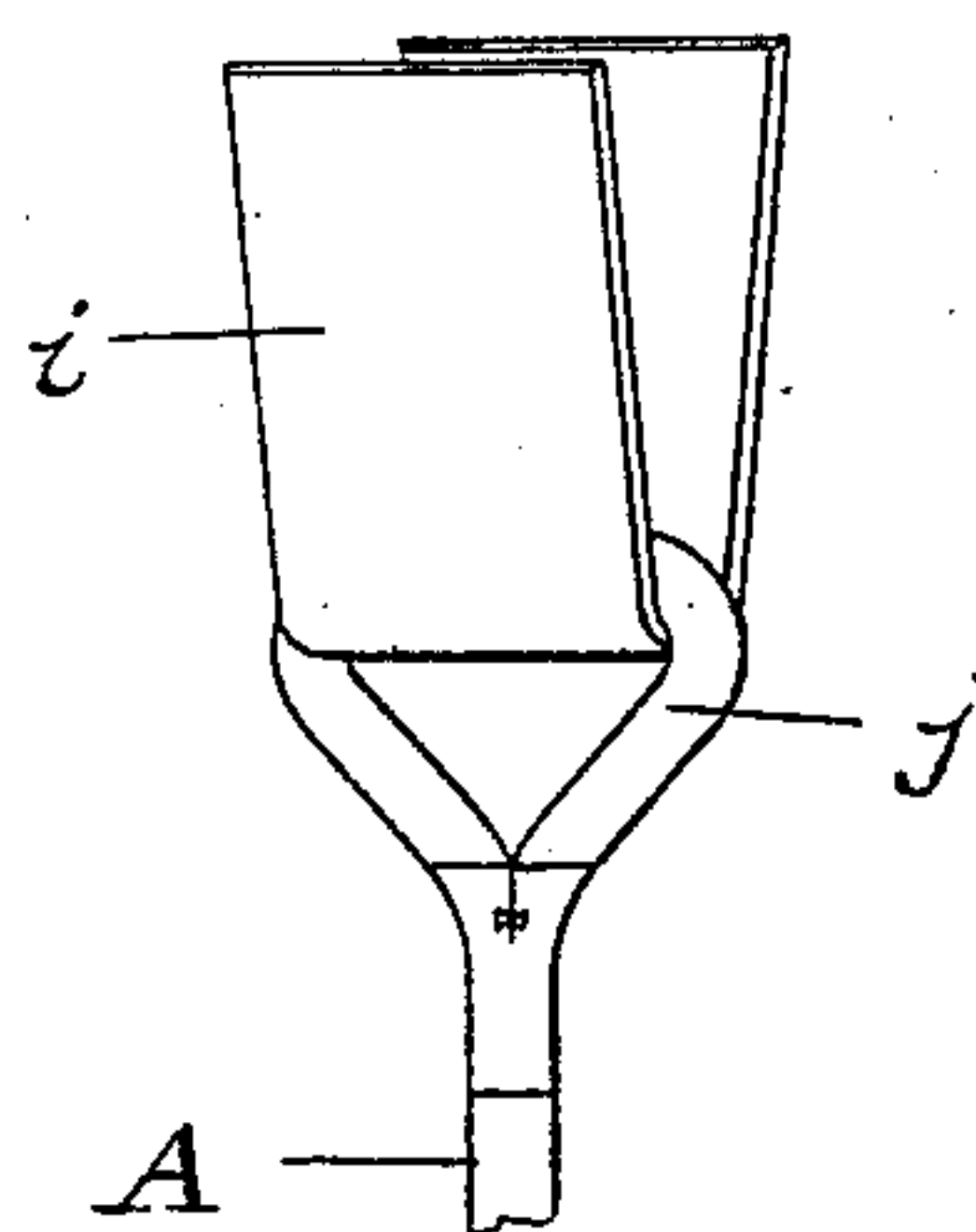
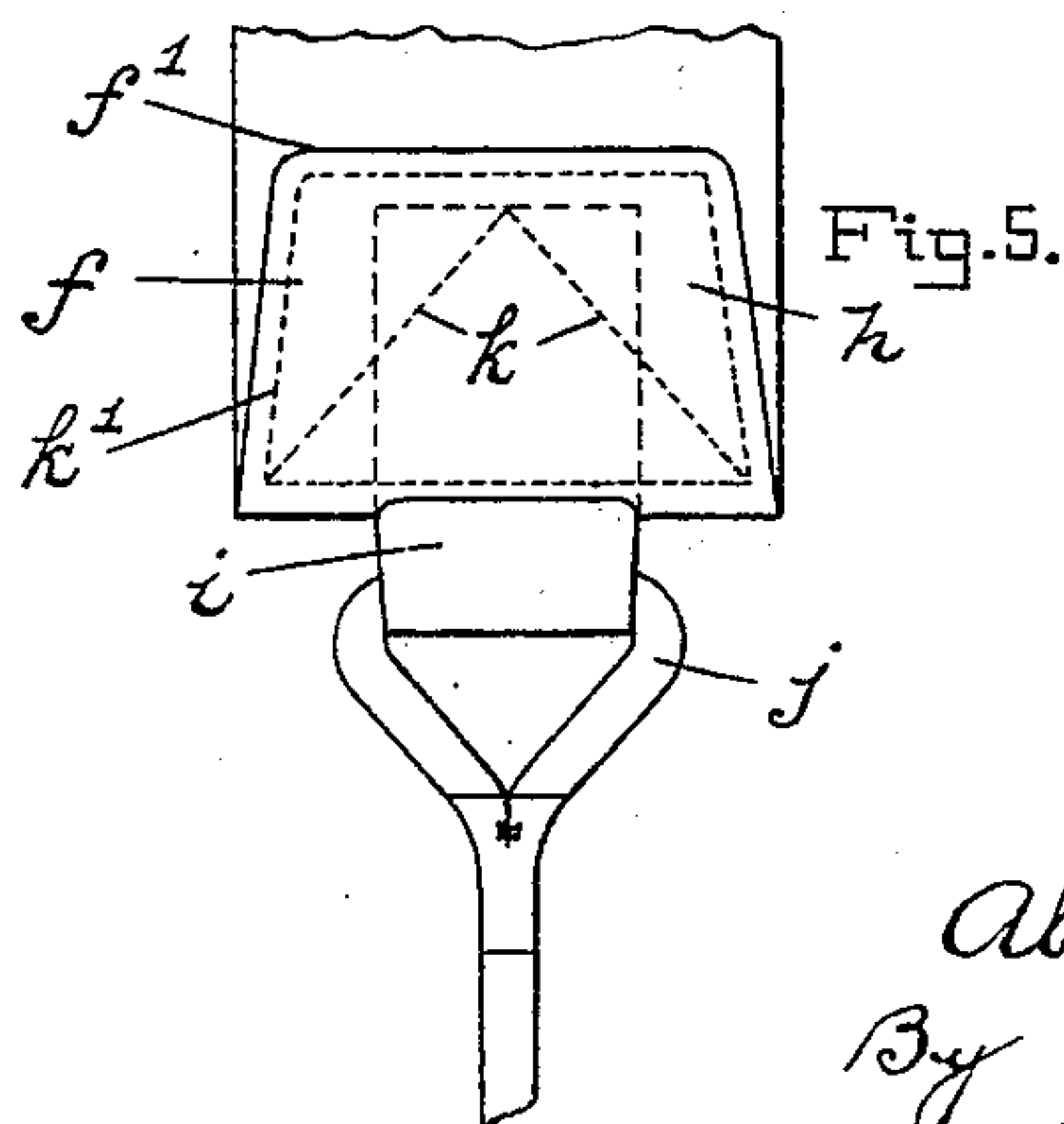
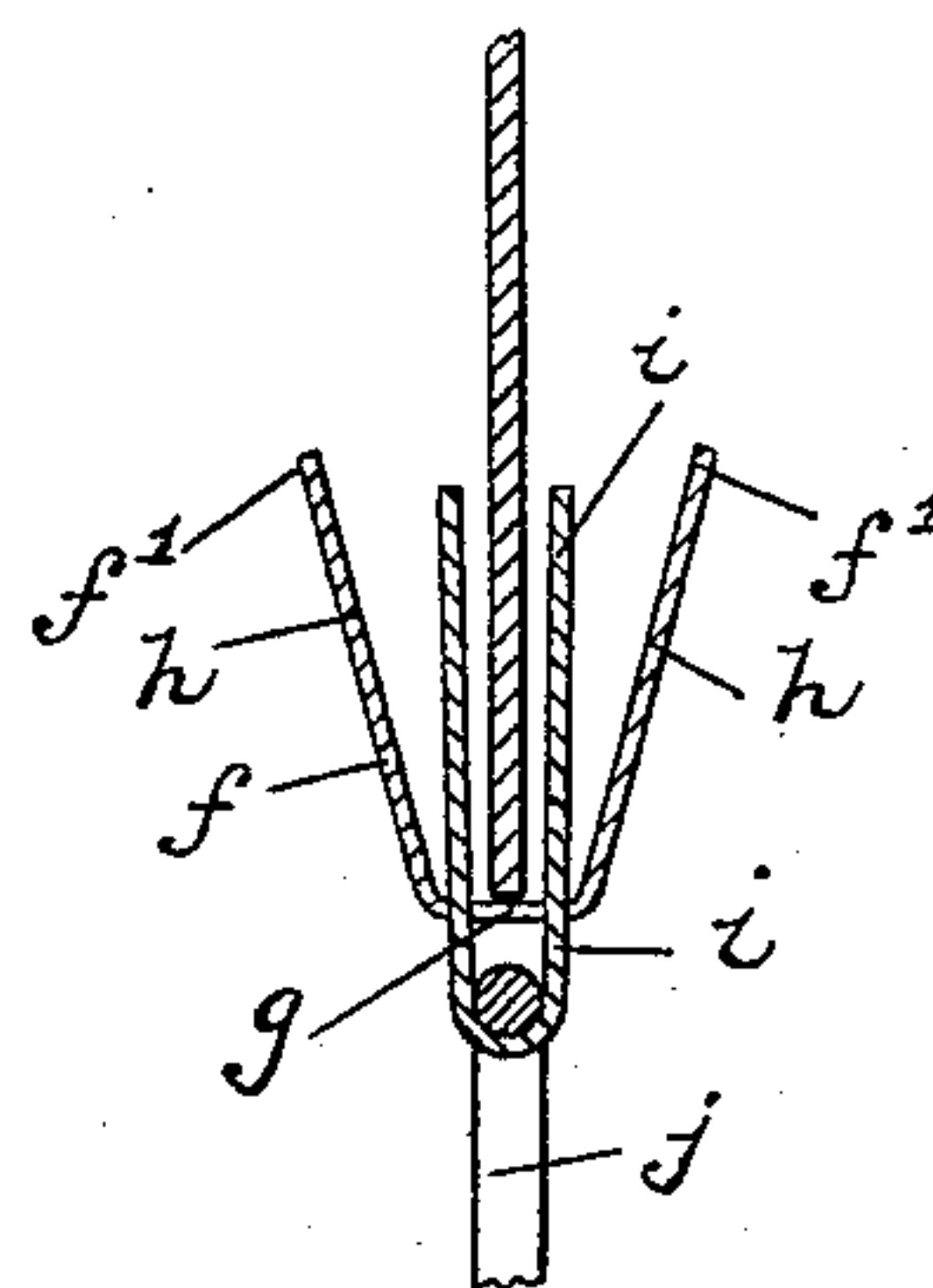


Fig. 4.



Witnesses:

Wm H. Vail  
Charles B. Mann Jr.

Inventor:

Abraham Silberman  
By Chas B. Mann

Attorney.

# UNITED STATES PATENT OFFICE.

ABRAHAM SILBERMAN, OF BALTIMORE, MARYLAND.

## SUSPENDERS.

SPECIFICATION forming part of Letters Patent No. 632,972, dated September 12, 1899.

Application filed July 7, 1899. Serial No. 723,031. (No model.)

*To all whom it may concern:*

Be it known that I, ABRAHAM SILBERMAN, a citizen of the United States, residing at Baltimore, in the State of Maryland, have invented certain new and useful Improvements in Suspenders, of which the following is a specification.

This invention relates to an improvement in the construction of suspenders for men's wear.

The invention is illustrated in the accompanying drawings, in which—

Figure 1 shows the suspenders, the front ends of the shoulder-straps being broken off. Fig. 2 is a view of the leather end tab. Fig. 3 is a view of end loop and union-cord connected therewith. Fig. 4 is a vertical section illustrating the relation of the end of the shoulder-strap, end tab, end loop, and union-cord. Fig. 5 is a view of the back end of shoulder-strap finished.

The desideratum is a strong and neat connection of the union-cord A with the back ends of the two shoulder-straps B.

The two shoulder-straps B are made of suitable material and at the front may have any preferred form of loops for attaching to the trousers, and a short elastic suspension-strap e connects the union-cord with the back loop-cord h. I provide a strong and neat means of connecting the union-cord A with the back ends of the shoulder-straps. A leather end tab f has a central cross-slot g and is creased or folded crosswise, so as to bring its two ends h together and have the slot coincident with the said crease or fold. A loop i of strong fabric consists of a strip of material folded at the center, and a union-cord A has at each end a loop j. One of these loops j links with the fabric loop i, as shown in the drawings.

The two ends of the fabric loop i are then inserted through the slot g of the end tab, and in the finished article these two ends are inclosed and concealed by the end tab f, whose ends f' are a little longer or project up a little higher. The folded loop part i projects below the slot of the leather end tab. The end

of the shoulder-strap B, as shown in Fig. 4, is inserted between the two ends of the fabric loop i and also between the two ends of the leather end tab f. Rows of stitching k are then made across the leather end tab. These stitches pass entirely through both sides of the end tab, both ends of the fabric loop i, and also the end of the shoulder-strap B, as seen in Fig. 5, and another row of stitching k' is made around the edge of the leather end tab and independent of the fabric loop and secures said end tab direct to the shoulder-straps B. Thus the fabric loop i is secured to the shoulder-straps in a most durable manner, and at the same time the connection is neat.

Having thus described my invention, what I claim as new, and desire to secure by Letters Patent, is—

1. In a pair of suspenders the two shoulder-straps, B, each having its back end provided with a folded-leather end tab, f, having a cross-slot, g, in the fold, and a fabric loop, i, also folded and inserted through the said cross-slot in the end tab with the folded part projecting, and the two ends of the end tab and also the two ends of the fabric loop secured to the end of the shoulder-strap; and a union-cord, A, having two loops each one of which links with one of the said projecting fabric loops, as set forth.

2. In a pair of suspenders the two shoulder-straps, B, each having its back end provided with an end tab, and a fabric loop folded and inserted with the folded part projecting below the end tab, and the end tab and also the two ends of the fabric loop secured to the end of the shoulder-strap; and a union-cord, A, having two loops each one of which links with one of the said projecting fabric loops, as set forth.

In testimony whereof I affix my signature in the presence of two witnesses.

ABRAHAM SILBERMAN.

Witnesses:

CHARLES B. MANN, Jr.,  
CHARLES VIETSCH.