

No. 632,753.

Patented Sept. 12, 1899.

M. S. ROGERS.
GARMENT SUPPORTER.

(Application filed Mar. 1, 1899.)

(No Model.)

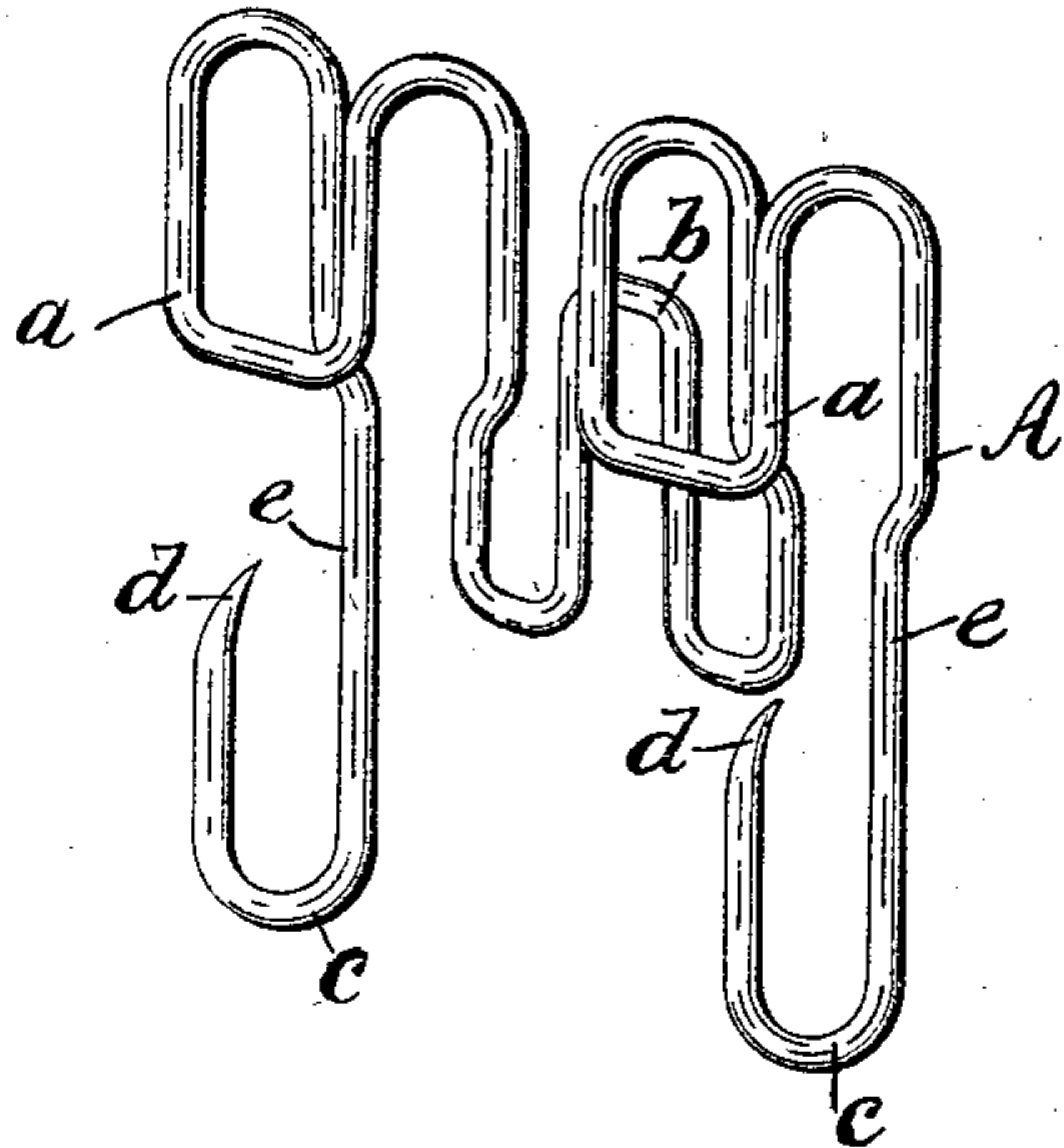
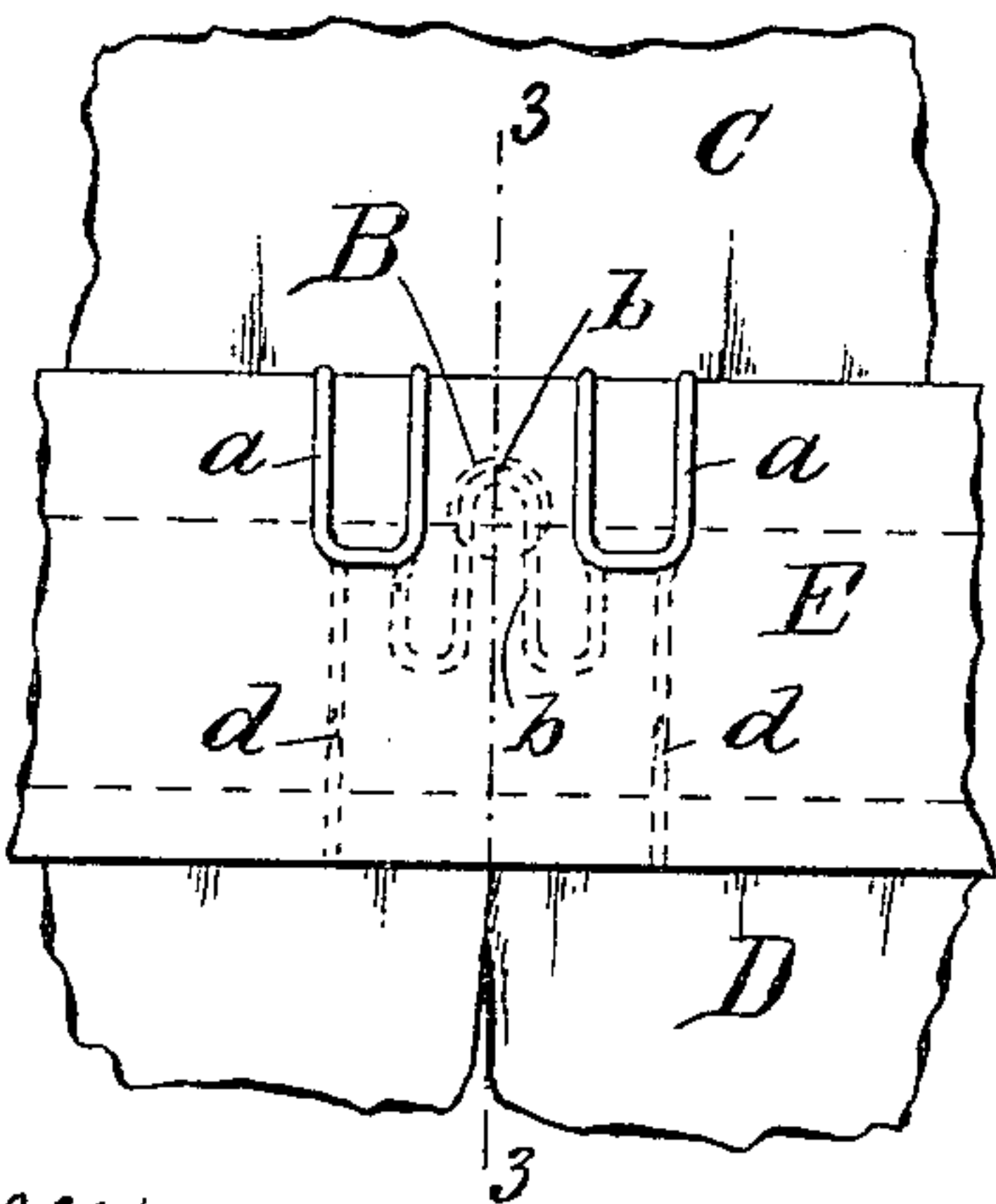


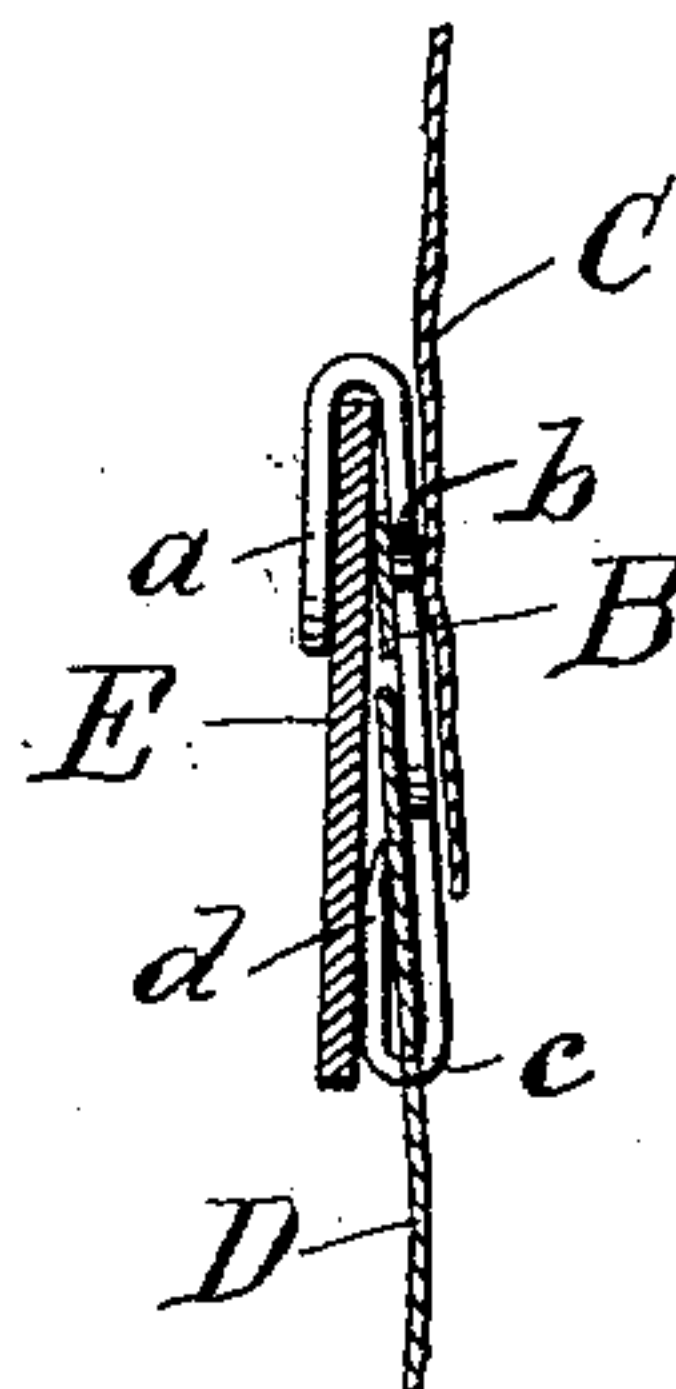
Fig. 1.

Fig. 2.



Witnesses.
Clarence E. Muhlhopf
H. Gates Edwards.

Fig. 3.



Inventor.
Mary S. Rogers
by Alfred M. Allen
Attorney.

UNITED STATES PATENT OFFICE.

MARY S. ROGERS, OF GLENDALE, OHIO.

GARMENT-SUPPORTER.

SPECIFICATION forming part of Letters Patent No. 632,753, dated September 12, 1899.

Application filed March 1, 1899. Serial No. 707,347. (No model.)

To all whom it may concern:

Be it known that I, MARY S. ROGERS, a citizen of the United States, and a resident of Glendale, county of Hamilton, and State of Ohio, have invented certain new and useful Improvements in Garment-Supporters, of which the following is a full, clear, and exact description, reference being had to the accompanying drawings, forming part of this specification.

My invention relates to garment-supporters more particularly for ladies' use; and it consists of a certain simple, cheap, and effective device preferably made from a single piece of wire or other suitable material, on which the waist, skirt, and belt may be readily and easily fastened together at one operation.

Belt-supporters consisting of a pin to secure same to the garment and provided with a loop or loops within which the belt may be inserted have long been in use, the pin usually consisting of the safety-pin variety. It has also been sought by the use of a pair of safety-pins with belt-loop to secure the waist, belt, and skirt together; but in such constructions the pins are cumbersome, not easy to get at, and the expense of manufacture is a matter of importance. My supporter is formed from a single piece of wire bent in the manner to be hereinafter particularly pointed out and claimed, whereby the three articles may be fastened together in the simplest and easiest way.

In the drawings, Figure 1 is a perspective view of the supporter very much enlarged. Fig. 2 is a back view of a portion of waist, belt, and skirt, showing the supporter in place. Fig. 3 is a section taken on lines 3 3 of Fig. 2.

The supporter is preferably made from a single piece of wire or other suitable material A, bent into the shape shown in Fig. 1 to form the pair of broad belt-loops *a a*, the central or button loop *b*, and end or pin loops *c c*. The two upturned ends *d d* are bent slightly inward, and the points are sharpened, as shown. I form the loops *a a* somewhat broader than the width of the sides *e e* in order to form a more substantial support for the belt, but this of course is only a preferable construction, as the width of the supporter can be made, if desired, the same throughout.

To use the supporter a button B is sewed or otherwise secured to the waist C at the back, and the loop *b* of the supporter is placed over the button. The folds of the back opening in the skirt D are brought together and passed through the pointed ends *d d* of the supporter, thus securing the skirt thereto and at the same time fastening together the open folds of the skirt. The belt E is then passed around the waist and placed under the loops *a a*, so that in this way the three articles of dress are securely held together.

When desired, the belt-loops *a a*, which it is evident are the only portions of the supporter visible when in use, may be ornamented as desired to form an attractive appearance, and the form of the various loops may be modified to suit the requirements, the essentials of the device being, as will be understood, the pointed upturned ends *d d*, the belt-loops *a a*, and the button-loop *b*.

Having thus described my invention, what I claim, and desire to secure by Letters Patent, is—

1. A garment-supporter, consisting of a body portion provided with a central upwardly-extending loop, and a pair of belt-connecting downwardly-extending loops in a plane parallel to and connected at right angles to the body portion, and a pair of upwardly-extending hooks forming the outer side edges of the body portion and bent into a plane parallel thereto, substantially as shown and described.

2. A garment-supporter, made from a single piece of wire, consisting of a body portion provided with two downwardly-extending loops, with an intermediate upwardly-extending loop in the same plane, a pair of belt-connecting loops at right angles to the body portion, with the loop ends bent down into a plane parallel to the body portion, and with the ends of the wire forming the side edges of the body portion bent upward at their lower ends to form hooks, substantially as shown and described.

MARY S. ROGERS.

Witnesses:

E. P. ROGERS,
J. H. ROGERS, Jr.