

No. 631,858.

Patented Aug. 29, 1899.

G. R. MONTGOMERY.  
HARNESS ATTACHMENT.  
(Application filed Feb. 6, 1899.)

(No Model.)

Fig. 1.

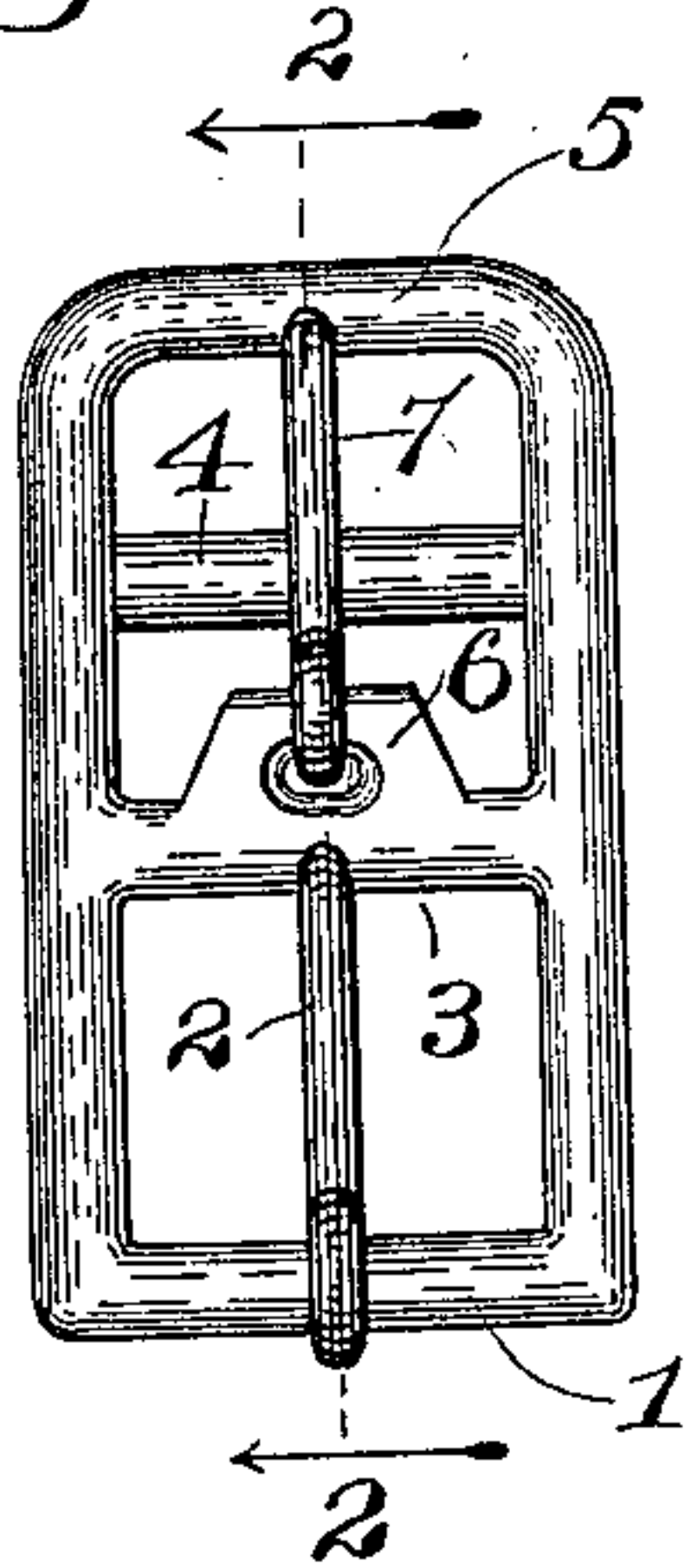


Fig. 2.

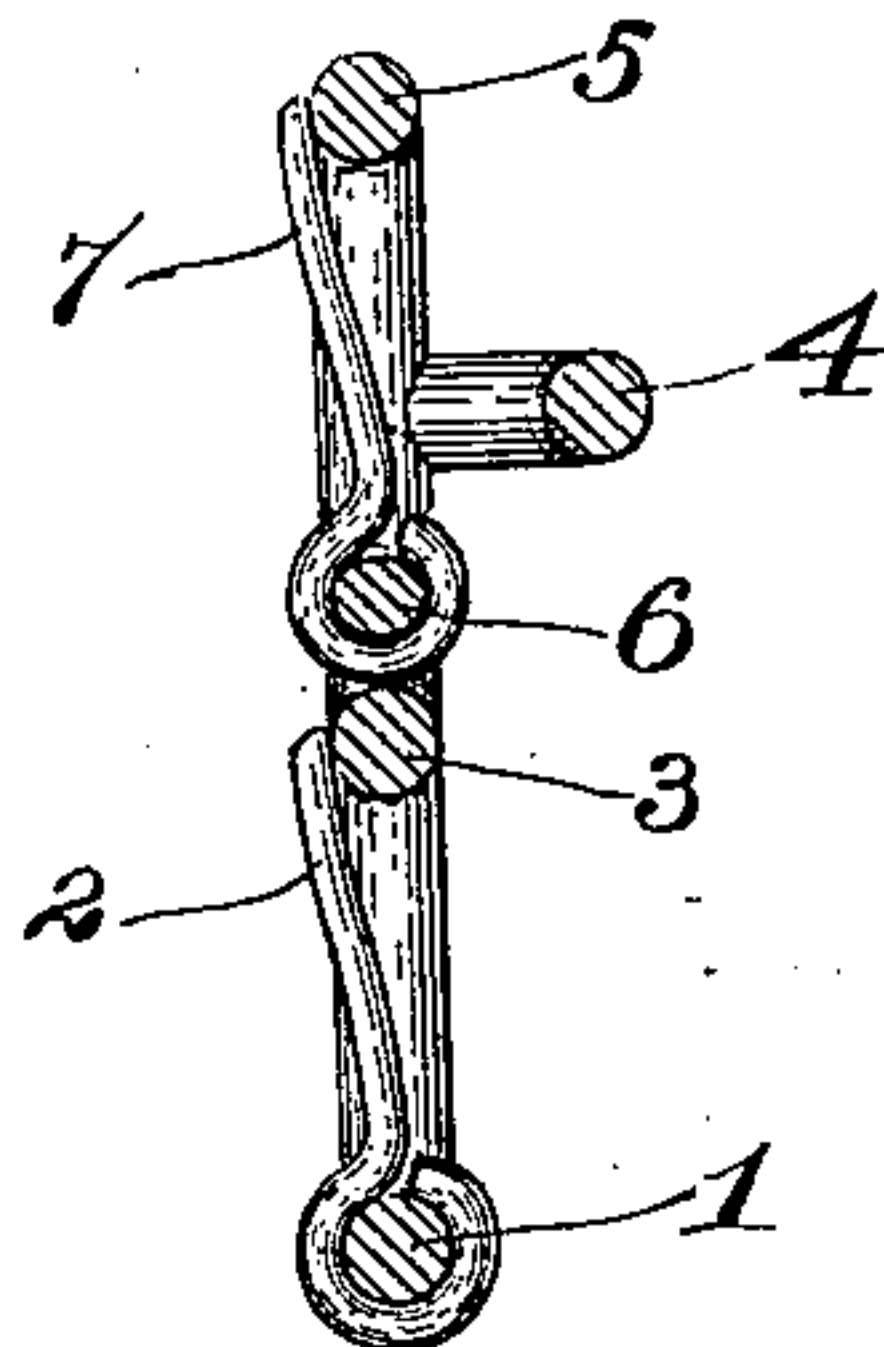
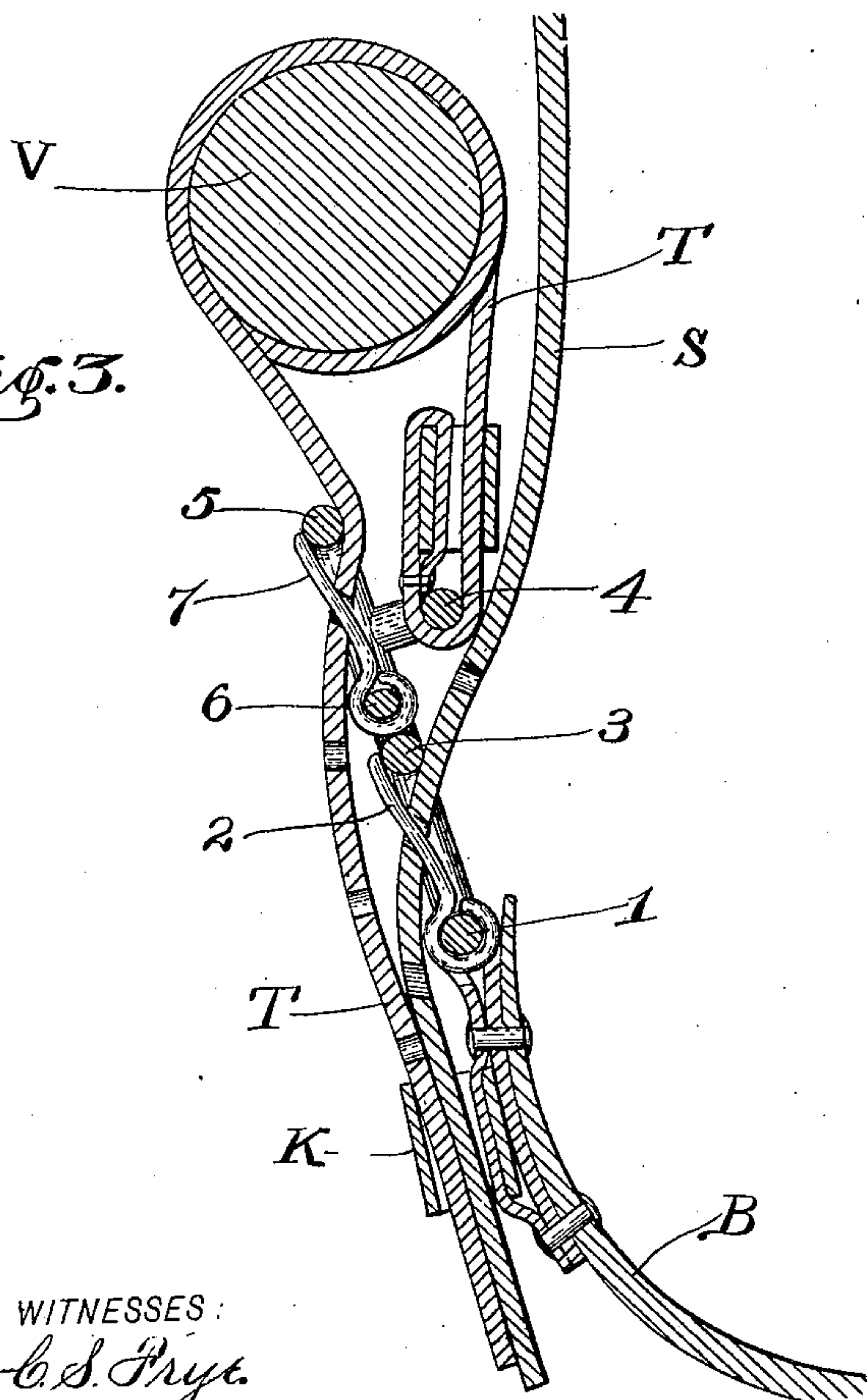


Fig. 3.



WITNESSES:  
C. S. Frye.  
J. A. Walsh.

INVENTOR  
George R. Montgomery,  
BY  
Chester Bradford,  
ATTORNEY.

# UNITED STATES PATENT OFFICE.

GEORGE R. MONTGOMERY, OF INDIANAPOLIS, INDIANA.

## HARNESS ATTACHMENT.

SPECIFICATION forming part of Letters Patent No. 631,858, dated August 29, 1899.

Application filed February 6, 1899. Serial No. 704,691. (No model.)

*To all whom it may concern:*

Be it known that I, GEORGE R. MONTGOMERY, a citizen of the United States, residing at Indianapolis, in the county of Marion and State of Indiana, have invented certain new and useful Improvements in Buckles, of which the following is a specification.

The object of my said invention is to provide an improved harness attachment consisting of a single buckle of peculiar form which will take the place and perform the service of two buckles of the common form at that point in a harness where the vehicle-shaft, the strap from the saddle, and the belly-band come together or are near each other.

Said invention will be first fully described and the novel features thereof then pointed out in the claim.

Referring to the accompanying drawings, which are made a part hereof and on which similar letters and figures of reference indicate similar parts, Figure 1 is a front elevation of a buckle embodying my said invention; Fig. 2, a central sectional view of the same on the dotted line 2 2 in Fig. 1; and Fig. 3, a view similar to Fig. 2, showing how the buckle is used and how the various straps are connected thereto.

Said buckle is secured to the belly-band B of the harness by its cross-bar 1, upon which cross-bar is the tongue 2, which rests against the cross-bar 3. The strap S from the saddle passes through the opening between the cross-bars 1 and 3 and is held by the tongue 2, its lower end passing down through the keeper K. A cross-bar 4 is carried by offsets or struts at one side of the buckle-frame, and to this the shaft-holder strap T is connected,

which passes around a vehicle-shaft V, thence behind the upper cross-bar 5 of the buckle, between it and the short secondary bar or eye 6, and engages with the buckle-tongue 7. As best shown in Fig. 1, the cross-bar 3 and the eye or short bar 6 may be and preferably are formed in one piece. The projecting cross-bar 4 is prevented from coming in contact with the sides of the animal by the saddle-strap S, which passes down behind said bar, between it and the animal's side, as shown in Fig. 3.

Having thus fully described my said invention, what I claim as new, and desire to secure by Letters Patent, is—

The combination, with the belly-band, saddle-strap, and shaft-holding strap of a harness, of a buckle having two tongues mounted on separate cross-bars apart from each other and both on the same side of the buckle, and extending in the same direction, and another cross-bar on the opposite side of said buckle and set out therefrom on short struts, said belly-band being secured to the lower cross-bar, the free end of said saddle-strap being adapted to be secured by said lower tongue, and said shaft-holding strap being permanently secured at one end on said rear cross-bar set out from the buckle-frame, and its free end being adapted to be secured by the upper tongue, substantially as set forth.

In witness whereof I have hereunto set my hand and seal, at Indianapolis, Indiana, this 4th day of February, A. D. 1899.

GEORGE R. MONTGOMERY. [L. S.]

Witnesses:

CHESTER BRADFORD,  
JAMES A. WALSH.