

No. 631,172.

Patented Aug. 15, 1899.

S. McCRAE.
UMBRELLA CARRYING DEVICE.

(Application filed Nov. 28, 1898.)

(No Model.)

Fig. 1.

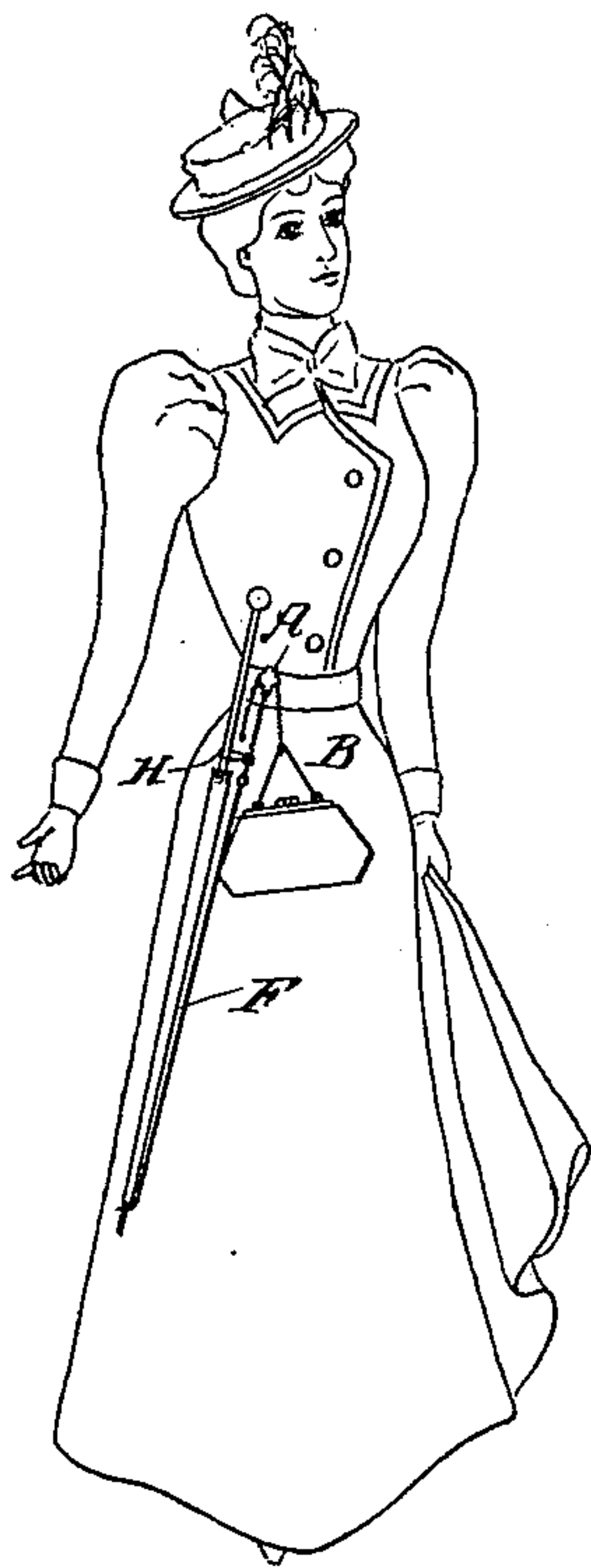


Fig. 2.

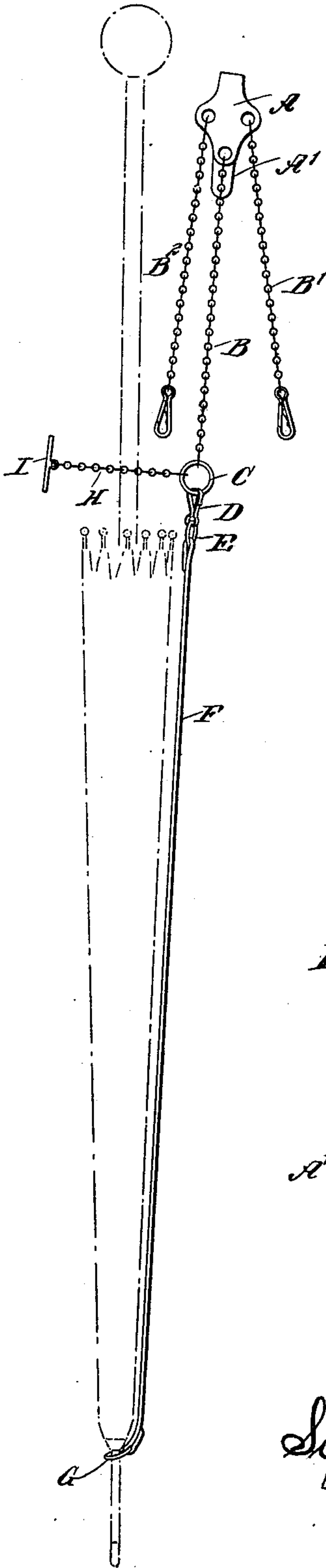
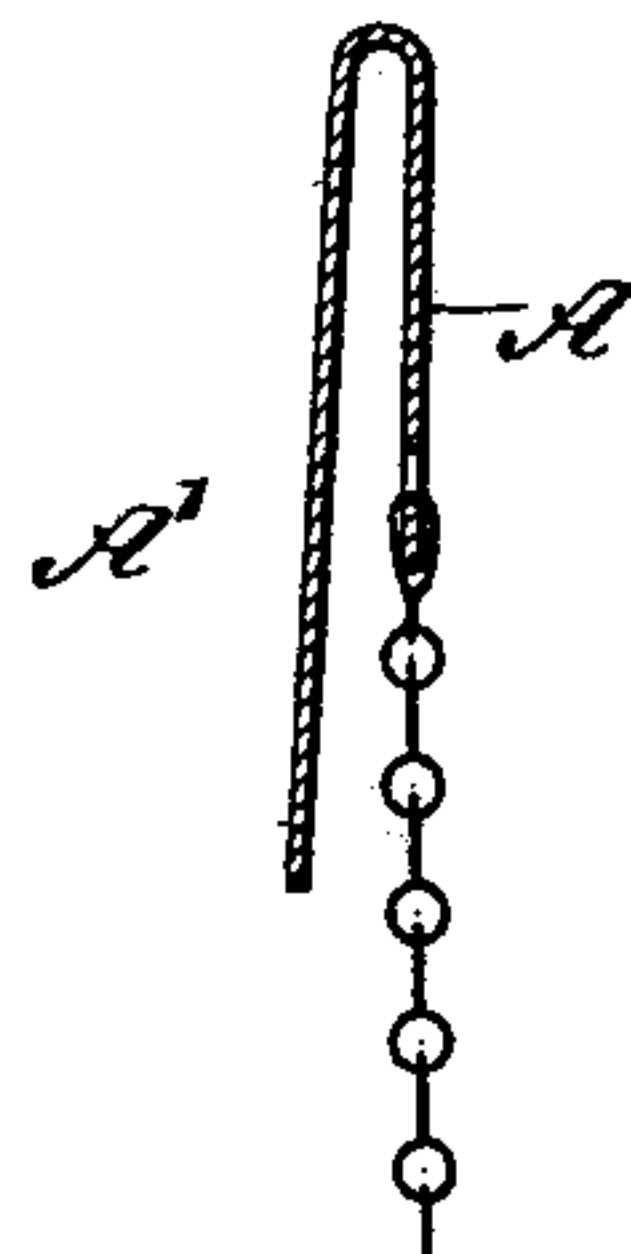


Fig. 3.



WITNESSES:

Edward Thorpe
Geo. H. Foster

INVENTOR
Sophia McCrae
BY *Mumford*
ATTORNEYS.

UNITED STATES PATENT OFFICE.

SOPHIA McCRAE, OF NEW YORK, N. Y.

UMBRELLA-CARRYING DEVICE.

SPECIFICATION forming part of Letters Patent No. 631,172, dated August 15, 1899.

Application filed November 28, 1898. Serial No. 697,626. (No model.)

To all whom it may concern:

Be it known that I, SOPHIA McCRAE, a subject of the Queen of Great Britain, residing in the city of New York, borough of Manhattan, in the county and State of New York, have invented a new and Improved Umbrella-Carrying Device, of which the following is a full, clear, and exact description.

The object of the invention is to provide a new and improved device more especially designed for use by ladies to enable them to conveniently carry umbrellas or parasols without using their hands, the device permitting convenient and rapid detachment of the umbrella whenever it is desired to use the same for legitimate purposes.

The invention consists of novel features and parts and combinations of the same, as will be fully described hereinafter and then pointed out in the claims.

Reference is to be had to the accompanying drawings, forming a part of this specification, in which similar characters of reference indicate corresponding parts in all the views.

Figure 1 is a perspective view of the improvement as applied. Fig. 2 is an enlarged side elevation of the same, and Fig. 3 is an enlarged transverse section of a hook-plate that is a detail of the invention.

The improved device is provided with a chatelaine, consisting of a plate A, having a hook A' for engagement with a belt, waistband, or other part of a lady's dress, the plate supporting chains B B' B², of which the chains B' B² may be used for supporting various articles—such as smelling-bottles, candy-boxes, or the like—and the chain B is provided at its lower end with a ring C, adapted to be engaged by a snap-hook D, held on a ring E, attached to the upper end of a band or strap F, supporting on its other end a ring G, adapted to engage the ferrule end of the umbrella-stick and rest against the crown of the umbrella, as is plainly indicated in Figs. 1 and 2.

On the ring C is hung a chain H, provided at its end with a bar I, said chain being adapted to be passed around the umbrella-stick at or near the handle thereof, and then engage the bar I with the ring C to form a complete loop of the chain, the ends thereof being at-

tached to the end C, the stick of the umbrella passing through the loop.

It is evident from the foregoing that the band or strap F is detachably connected at its lower end with the ferrule end of the umbrella-stick and the upper end is detachably connected with the chatelaine carrying the looped chain engaging the handle end of the umbrella, so that the latter is securely hung in the support and adapted to be fastened to a belt, waistband, or other part of a lady's garment. Thus, as shown in Fig. 1, the umbrella is suspended from a lady's dress and freely dangles at one side without requiring her to use her hands for carrying the umbrella. When it is desired to use the umbrella, the bar I is disconnected from the ring C to disconnect the chain H from the handle end of the umbrella-stick, and the hook D is then disconnected from the ring C, and the ring E is then passed over the nearest tip of an umbrella-rib, so as to hold the strap F in position on the umbrella and at the same time allow a free opening thereof, as the strap extends over the covering of the umbrella from the crown to the tip of an umbrella-rib. It is understood that the band or strap F in this position does not at all interfere with the use of the extended umbrella. When it is again desired to support the umbrella in the device, as above described, the operator first disconnects the ring E from the umbrella-tip, then hooks the hook D upon the ring C, and again loops the chain H and passes the bar I into the ring C, as previously described.

The device is very simple and durable in construction, is not liable to get out of order, is ornamental in appearance, and permits a convenient and rapid detachment of the umbrella when it is desired to use the umbrella for legitimate purposes.

Having thus fully described my invention, I claim as new and desire to secure by Letters Patent—

1. An umbrella-carrying device comprising a single band arranged for detachable connection with the lower end of an umbrella-stick, a support for said band adapted to be suspended from a belt or other part of a user's dress, the said band being provided at its up-

per end with means for detachably connecting it with a ring carried by said support, and a chain connected with said ring and arranged to engage the handle end of the umbrella, substantially as shown and described.

2. An umbrella-carrying device consisting of a support having a member adapted to be suspended from a belt or other part of a user's dress, and a second member detachably connected at its upper end with the first member, the said second member having an engaging device at its lower end adapted to be detachably connected with an umbrella-ferrule and an engaging device at or near its upper end arranged for detachable connection with the tip of one of the umbrella-ribs, and a flexible connection carried by one of said members and adapted to pass around the handle end of the stick, substantially as shown and described.

3. An umbrella-carrying device, provided with a band or strap having engaging devices at its ends, one engaging device being detach-

ably connected with the ferrule end of the umbrella-stick, and the other engaging device being arranged for detachable connection with the tip of one of the umbrella-ribs, substantially as shown and described.

4. An umbrella-carrying device, comprising a band having rings at its ends, one ring being for engagement with the ferrule end of the umbrella-stick, and the other ring carrying a hook, a chatelaine having a plate and a chain adapted to be engaged at its free end by said hook, and a second chain connected with the chatelaine-chain and adapted to be passed around the umbrella-stick at or near the handle end thereof, said second chain being provided at its free end with means for detachable connection with the chatelaine-chain, substantially as shown and described.

SOPHIA McCRAE.

Witnesses:

THEO. G. HOSTER,
EVERARD BOLTON MARSHALL.