

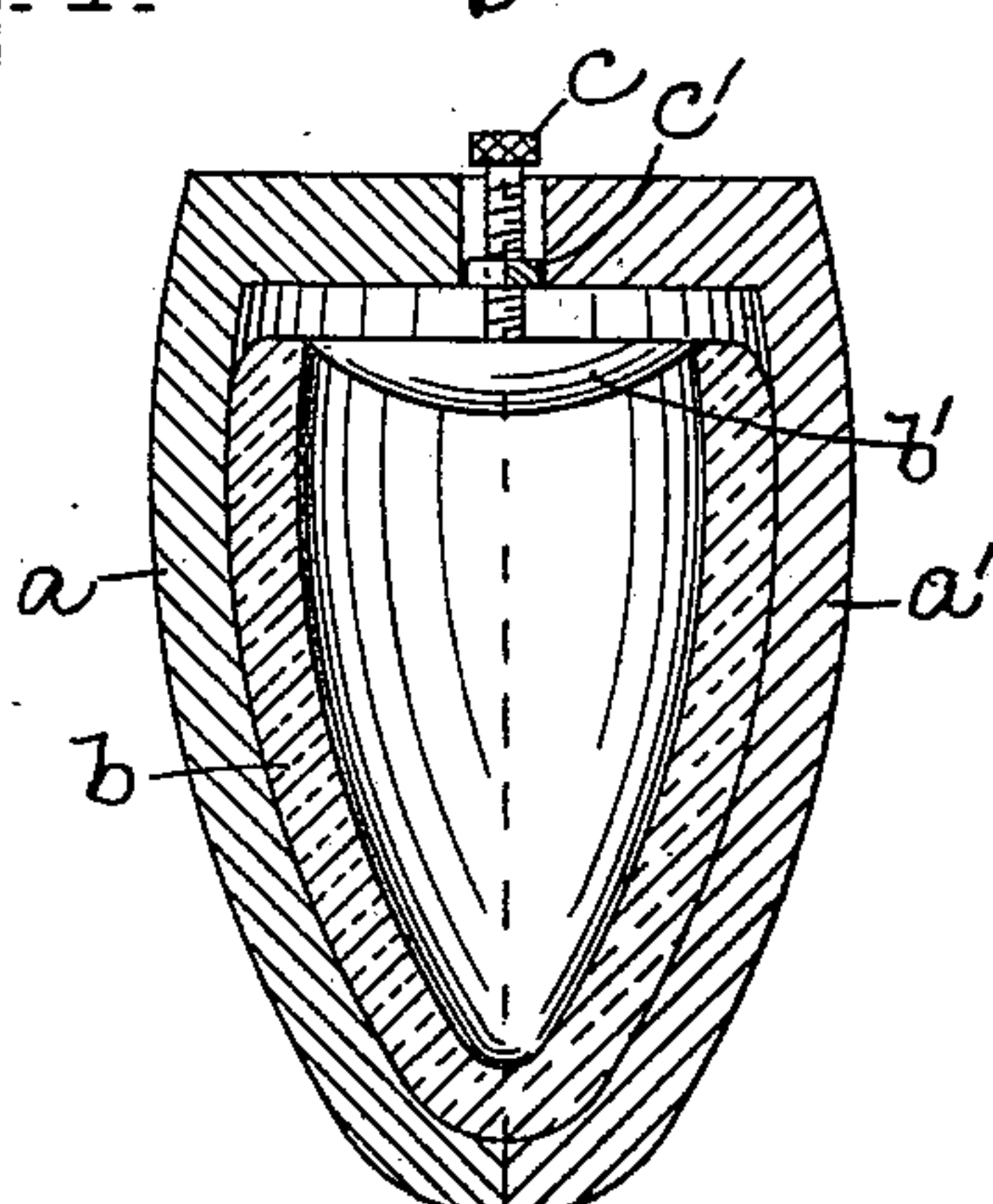
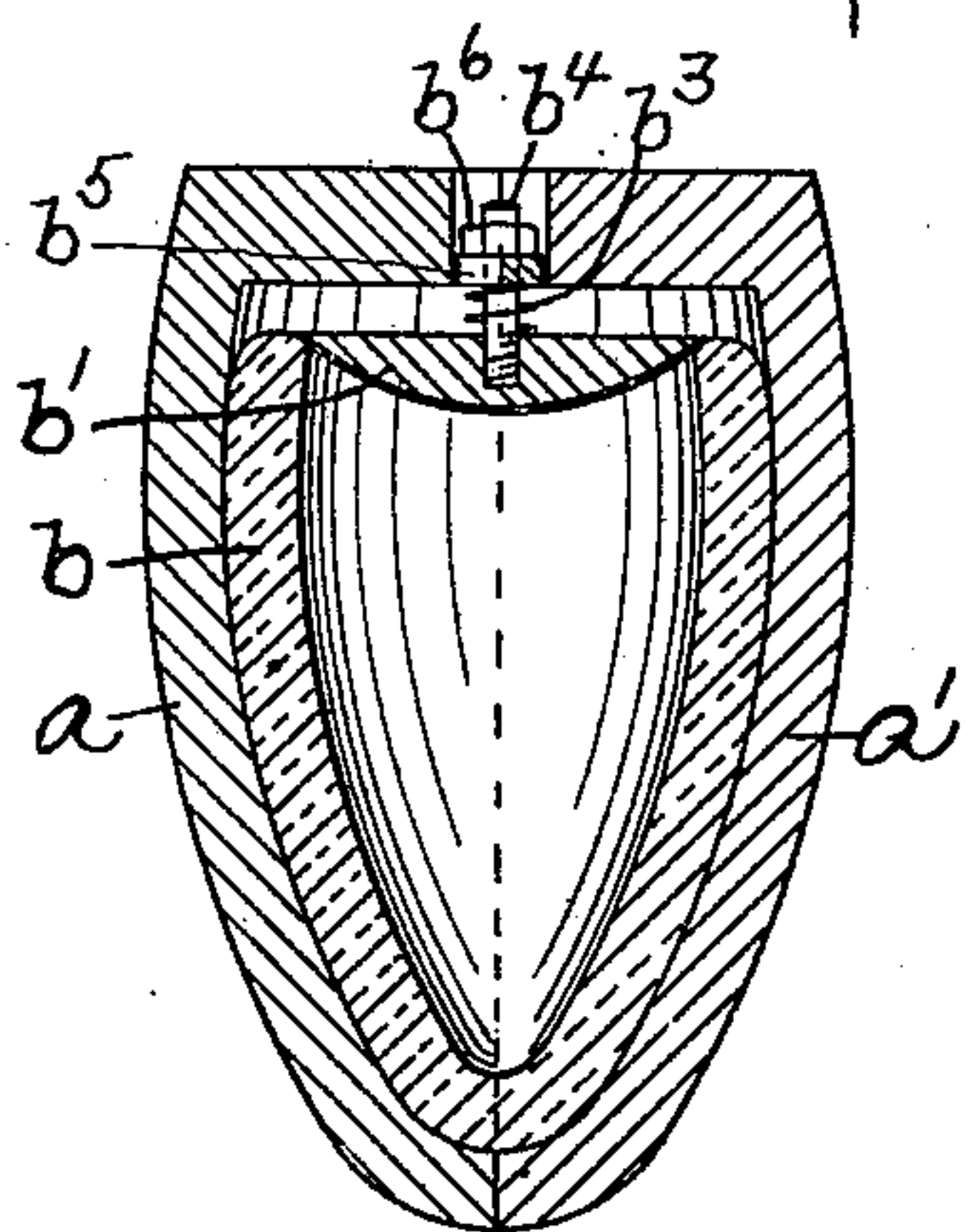
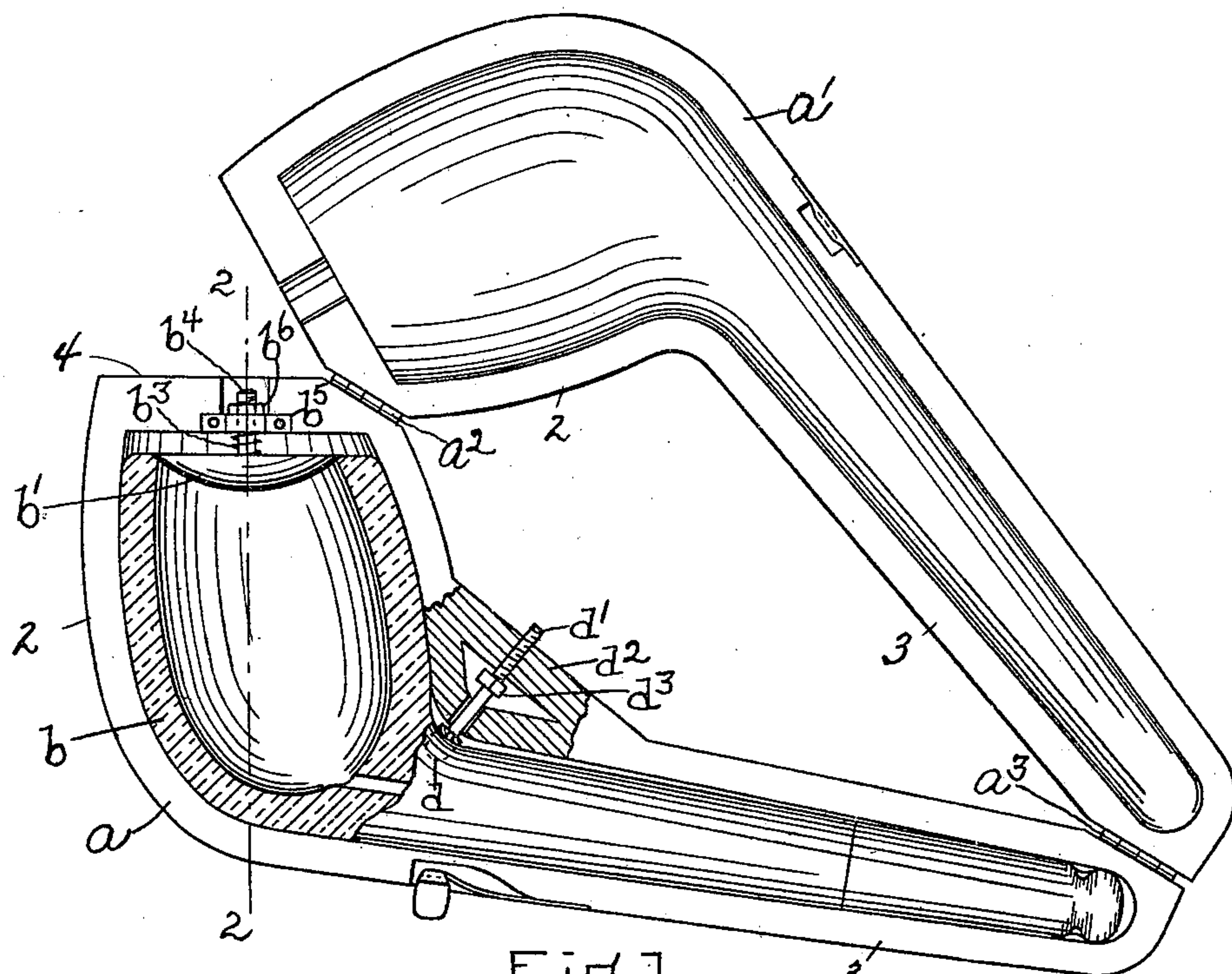
No. 630,756.

Patented Aug. 8, 1899.

J. H. TIERNEY.
CASE FOR SMOKERS' PIPES.

(Application filed Feb. 3, 1898.)

(No Model.)



WITNESSES.
Matthew M. Blunt.
J. Murphy

INVENTOR
John H. Tierney
By Jas. H. Churchill

ATT'Y.

UNITED STATES PATENT OFFICE.

JOHN H. TIERNEY, OF LEWISTON, MAINE.

CASE FOR SMOKERS' PIPES.

SPECIFICATION forming part of Letters Patent No. 630,756, dated August 8, 1899.

Application filed February 3, 1898. Serial No. 668,912. (No model.)

To all whom it may concern:

Be it known that I, JOHN H. TIERNEY, a citizen of the United States, residing in Lewiston, in the county of Androscoggin and State of Maine, have invented an Improvement in Cases for Smoker's Pipes, of which the following description, in connection with the accompanying drawings, is a specification, like letters and figures on the drawings representing like parts.

This invention relates to a tobacco-pipe case for use by smokers, and of that class in which two members are hinged together and adapted to receive the bowl and attached stem of the pipe, and has for its object to provide the case with a device by which the mouth of the bowl of the pipe may be closed substantially tight when the pipe is in the case, whereby the ashes in the bowl are prevented from falling out into the case.

Another feature of this invention consists in providing the case with an adjustable device for engaging the stem of the pipe, whereby pipes of different sizes may be firmly held in said case.

These and other features of this invention will be pointed out in the claims at the end of this specification.

Figure 1 represents in section and elevation a pipe-case embodying this invention with a pipe therein; Fig. 2, a section on the line 2 2, Fig. 1; and Fig. 3, a section of a modification to be referred to.

The pipe-case herein shown as embodying this invention comprises two parts or members a a' , hinged together as at a^2 a^3 , and each provided with a bowl-receiving portion 2 and stem-receiving portion 3 to receive the complete pipe b . The member a has attached to its top or upper wall 4 a cover or valve b' , preferably of circular form, and which may be composed of asbestos, wood, metal, or other suitable material, the said cover being adapted to close the mouth of the bowl of the pipe substantially tight to prevent the ashes falling out of the pipe into the case when the latter is closed and inverted.

The cover or valve b' may be automatically held to its seat, which is the mouth of the bowl of the pipe, as by means of a spring

b^3 , encircling a stem or rod b^4 , extended through a guide-piece b^5 , attached to the case and provided with a nut b^6 , which may be adjustable on the threaded end of the rod b^4 and which acts to secure the valve to its case against the action of the spring b^3 when the pipe is removed.

I may prefer to have the valve automatic in its action; but I do not desire to limit my invention in this respect, as it may be positively operated by means of a threaded rod or stem c engaging a threaded opening in the cross-bar c' , as shown in Fig. 3.

From the above description it will be seen that the mouth of the bowl of the pipe may be closed substantially tight when the pipe is placed in the case, so that the pipe-case may be carried in the pocket of the smoker in any position without danger of the ashes falling out into the case. The member a of the pipe-case may also be provided with a holding device to enable smaller sizes of pipes to be used in the same case. The holding device may be made as shown, and consists of a fork d on a rod d' , extended through the case and screw-threaded at its outer end to engage a threaded hole in a brace or bar d^2 , the said rod having thereon an adjusting-nut d^3 , by which the fork d may be engaged with the stems of pipes of various sizes placed within the case.

I claim—

1. The combination with a tobacco-pipe case comprising two members hinged together and adapted to receive the bowl and attached stem of a smoker's pipe, of a cover or valve for the mouth of the bowl of said pipe located within the bowl portion of one of said members and movable toward and from the top or upper wall of the said pipe, substantially as described.

2. The combination with a tobacco-pipe case comprising two members hinged together and adapted to receive the bowl and attached stem of a smoker's pipe, a cross-bar attached to the top wall of one of said members, of a cover or valve for the mouth of the bowl of said pipe located within the bowl portion of one of said members and having a stem extended through said cross-bar, substantially as described.

3. The combination with a tobacco-pipe
case comprising two members hinged to-
gether and adapted to receive the bowl and
attached stem of a smoker's pipe, of a cover
5 or valve for the mouth of the bowl of said
pipe located within the bowl portion of one of
said members and movable toward and from
the top or upper wall thereof, and an adjust-
able holding device carried by one of said

members and adapted to engage the stem of the
pipe, substantially as described.

In testimony whereof I have signed my
name to this specification in the presence of
two subscribing witnesses.

JOHN H. TIERNEY.

Witnesses:

MAURICE F. O'CONNOR,
ARTHUR T. O'LEARY.