

No. 630,179.

Patented Aug. 1, 1899.

E. A. BURT & H. HARRIS.
MOURNING BAND FOR HATS.

(Application filed July 9, 1898.)

(No Model.)

FIG. 1.

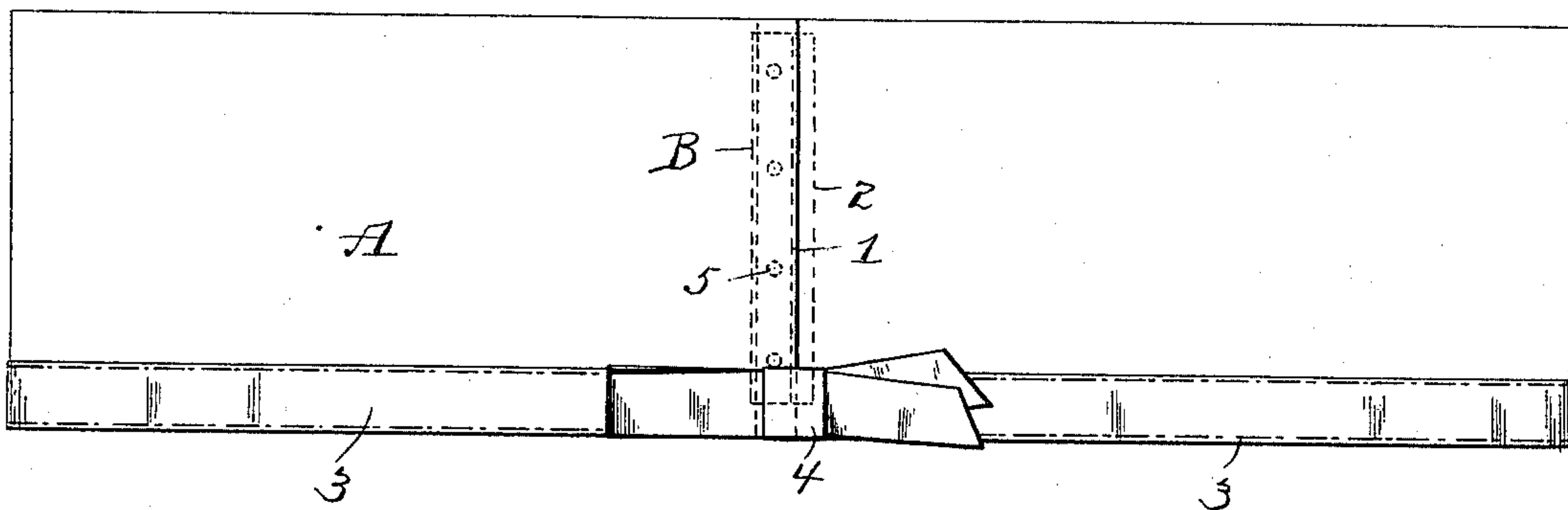


FIG. 2.

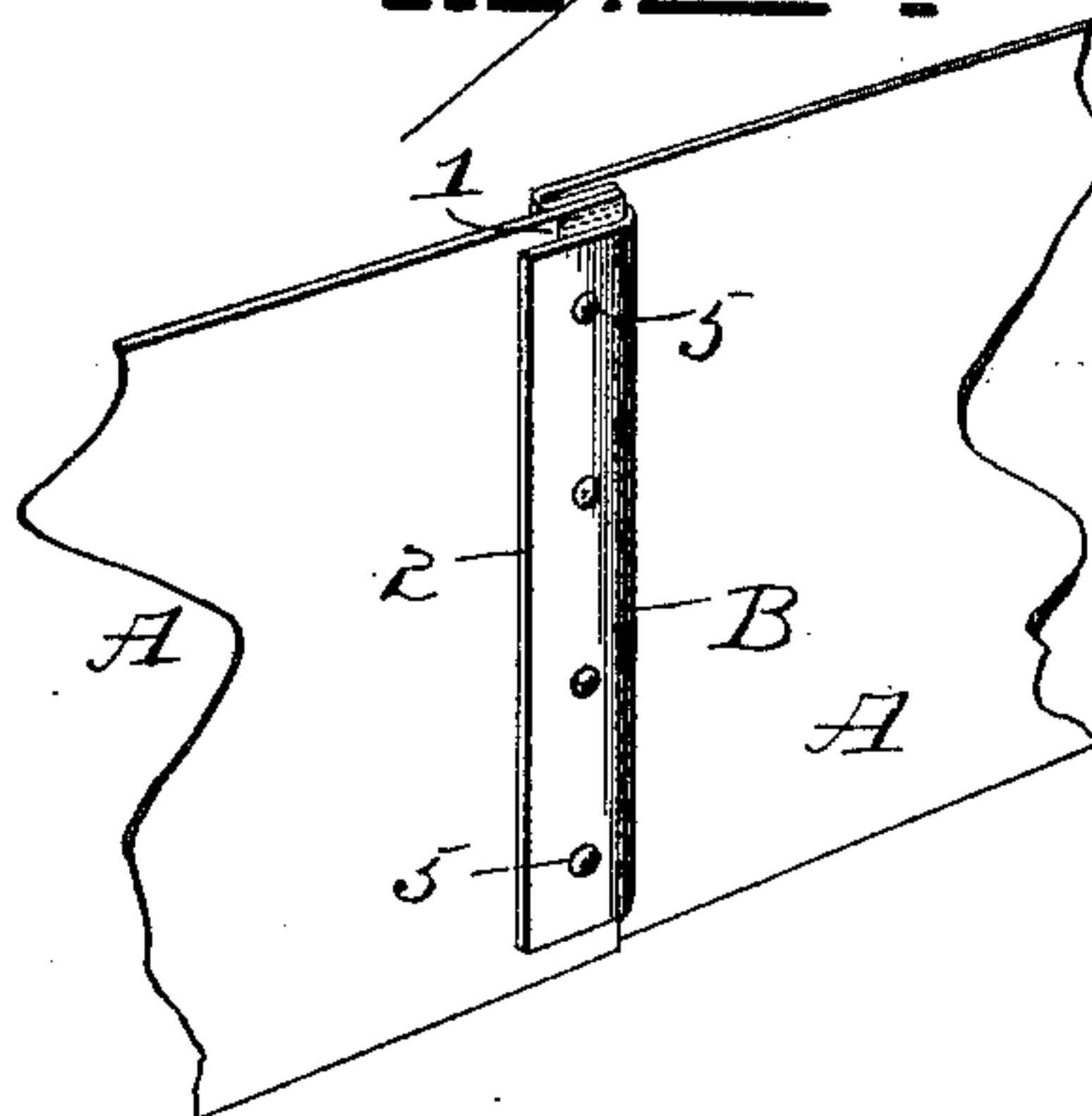


FIG. 3.

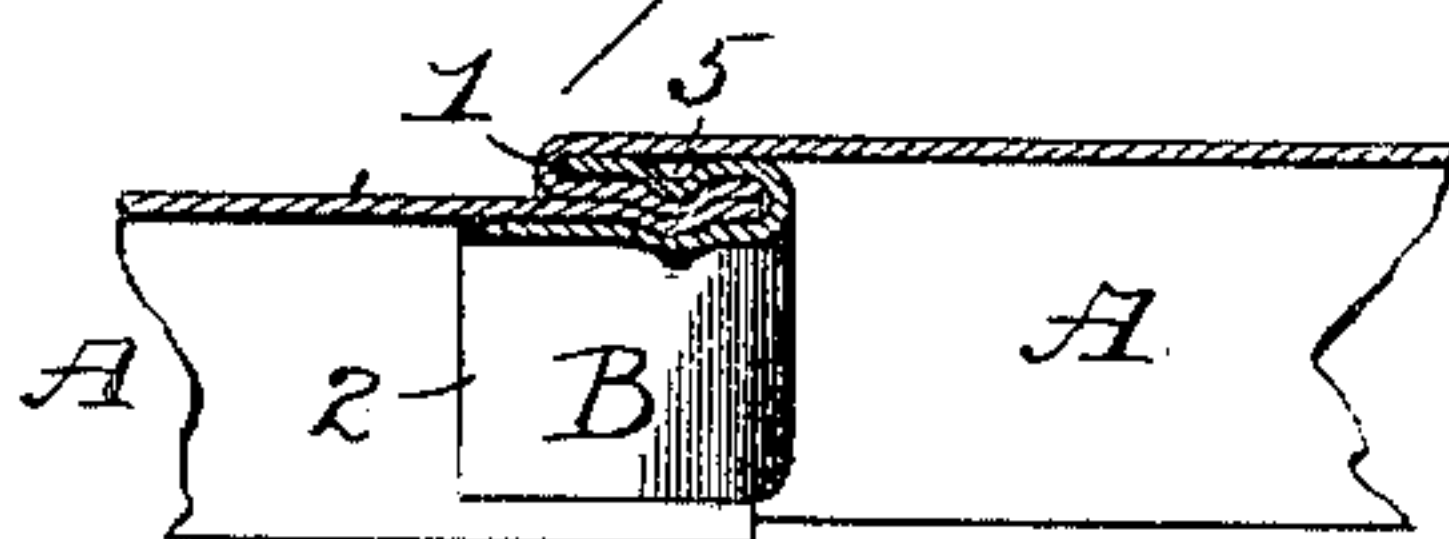


FIG. 4.

WITNESSES
E. J. Nottingham
G. J. Downing

INVENTORS
E. A. Burt and
H. Harris
By H. A. Seymour Attorney

UNITED STATES PATENT OFFICE.

ELI A. BURT AND HERMEN HARRIS, OF NEW YORK, N. Y.

MOURNING-BAND FOR HATS.

SPECIFICATION forming part of Letters Patent No. 630,179, dated August 1, 1899.

Application filed July 9, 1898. Serial No. 685,554. (No model.)

To all whom it may concern:

Be it known that we, ELI A. BURT, of New York, (Brooklyn,) county of Kings, and HERMEN HARRIS, of New York city, county of New York, State of New York, have invented certain new and useful Improvements in Mourning-Bands for Hats; and we do hereby declare the following to be a full, clear, and exact description of the invention, such as will enable others skilled in the art to which it appertains to make and use the same.

Our invention relates to an improvement in mourning-bands, and more particularly to means for securing mourning-bands in place, the object of the invention being to provide a mourning-band with means whereby to secure the respective ends of the band and at the same time permanently hold the band in an upright smooth position on the hat.

A further object is to provide a device that will be extremely simple in construction, cheap to manufacture, and most effectual in use.

With these objects in view the invention consists in certain novel features of construction and combinations and arrangements of parts, as will be more fully hereinafter set forth, and pointed out in the claims.

In the accompanying drawings, Figure 1 is a view illustrating our improvements, and Figs. 2, 3, and 4 are views of details.

A represents a mourning-band of any approved material, which is secured at its respective ends by our improved clamp B. The clamp B is composed, preferably, of sheet metal and made a little shorter than the width of the band to which it is to be applied and is bent longitudinally, forming two jaws 1 2, the jaw 1 preferably narrower than the jaw 2, whereby to insure the clamp lying flat against the hat. The clamp is secured to the ends of the band and the jaws secured together, with the ends of the band between them, by means of projections 5, formed by punching.

As heretofore stated, the clamp B is preferably shorter than the width of the band, whereby to entirely hide the clamp from view and give the juncture of the ends of the band the appearance of a neat seam.

It will be readily seen that the metal clamp B will securely hold at all times the band in

an upright position and preclude any liability of the band becoming loose and turning down at its upper edge and wrinkling, as has been very common with the bands now on the market.

A narrow strip of tape 3 is preferably sewed or otherwise secured to the lower edge of the band A, as shown, whereby to stiffen that edge and securely hold the band tight on the hat, preventing stretching and rolling upward from the bottom and making a neat and ornamental band. A bow or other ornamentation 4 may be provided on the band and is disposed, preferably, over the seam or juncture of its ends.

We do not claim, broadly, in this case an article of manufacture consisting of a mourning hat-band having its ends permanently secured together by a single piece of metal and provided at one edge with a continuous tape, nor a hat-band provided at its meeting ends with a clamp composed of a single piece of metal bent upon itself to form two parallel members or jaws, the ends of the band being placed one upon the other and permanently secured between said members or jaws, claims for said subject-matter being embodied, together with claims for certain other features, in a concurrently-pending application for patent, filed by us and designated by Serial No. 723,395.

Various slight changes might be made in the general form and arrangement of the several parts described without departing from the spirit and scope thereof, and hence we do not wish to limit ourselves to the precise details set forth, but consider ourselves at liberty to make such slight changes and alterations as fairly fall within the spirit and scope of our invention.

Having fully described our invention, what we claim as new, and desire to secure by Letters Patent, is—

1. An article of manufacture consisting of a mourning-band for hats provided at its meeting ends with a clamp composed of a single piece of metal bent longitudinally forming two jaws, one wider than the other, said jaws clamping the respective ends of the band between them and provided with projections adapted to secure the ends of the band between said jaws.

2. A hat-band provided at its meeting ends with a clamp having two jaws, one wider than the other and between which said meeting ends of the band are permanently secured, 5 whereby said clamp will be made to lie flat against the band.

3. An article of manufacture consisting of a mourning-band with a narrow tape at its lower edge; provided at its meeting ends with 10 a clamp composed of a single piece of metal bent longitudinally to form two jaws, one wider than the other, said jaws clamping the

respective ends of the band between them and provided with projections adapted to secure the ends of the band between the two jaws. 15

In testimony whereof we have signed this specification in the presence of two subscribing witnesses.

ELI A. BURT.
HERMEN HARRIS.

Witnesses:

J. FRED. CRYER,
STEPHEN V. ARNOW.