

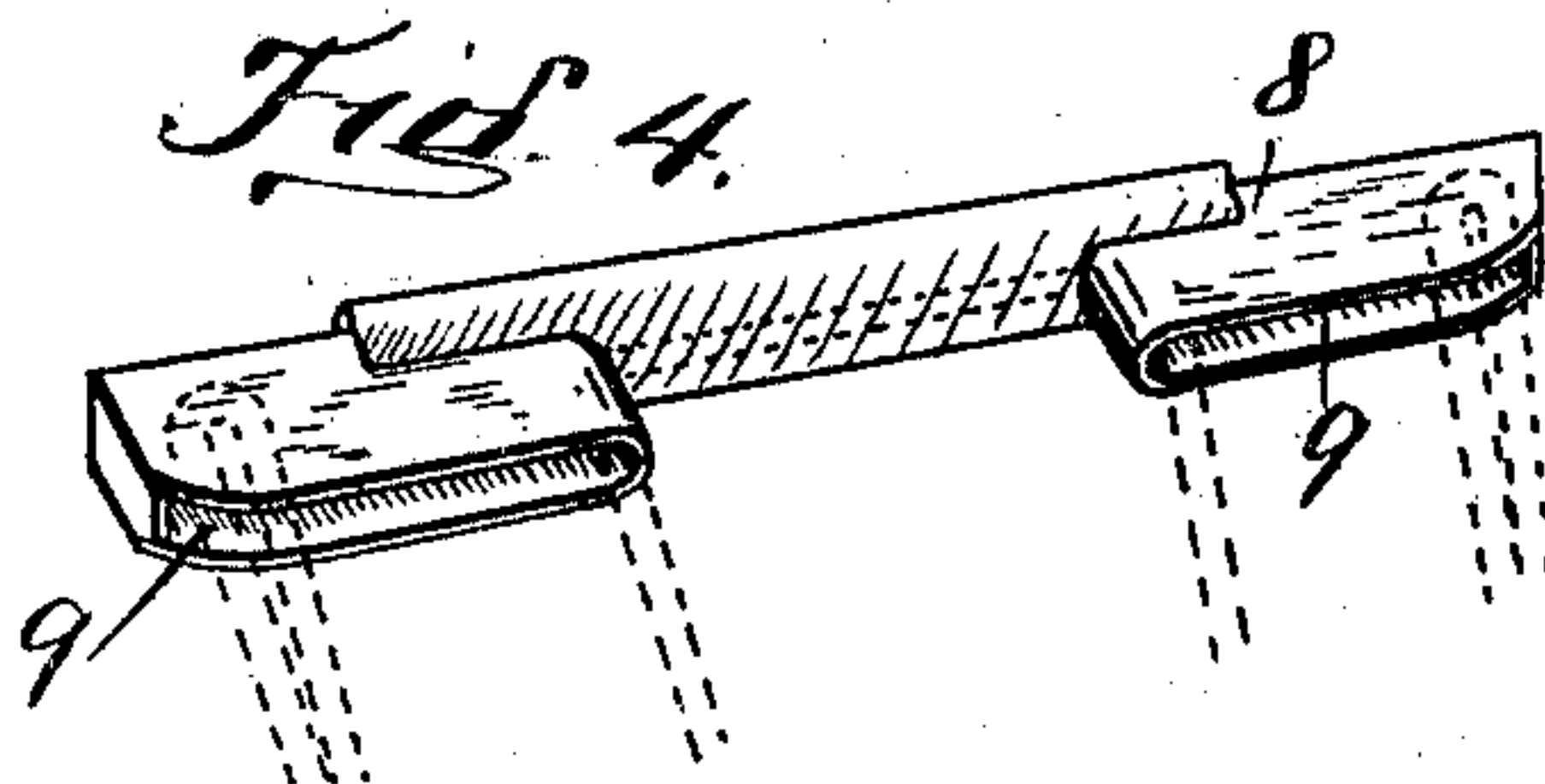
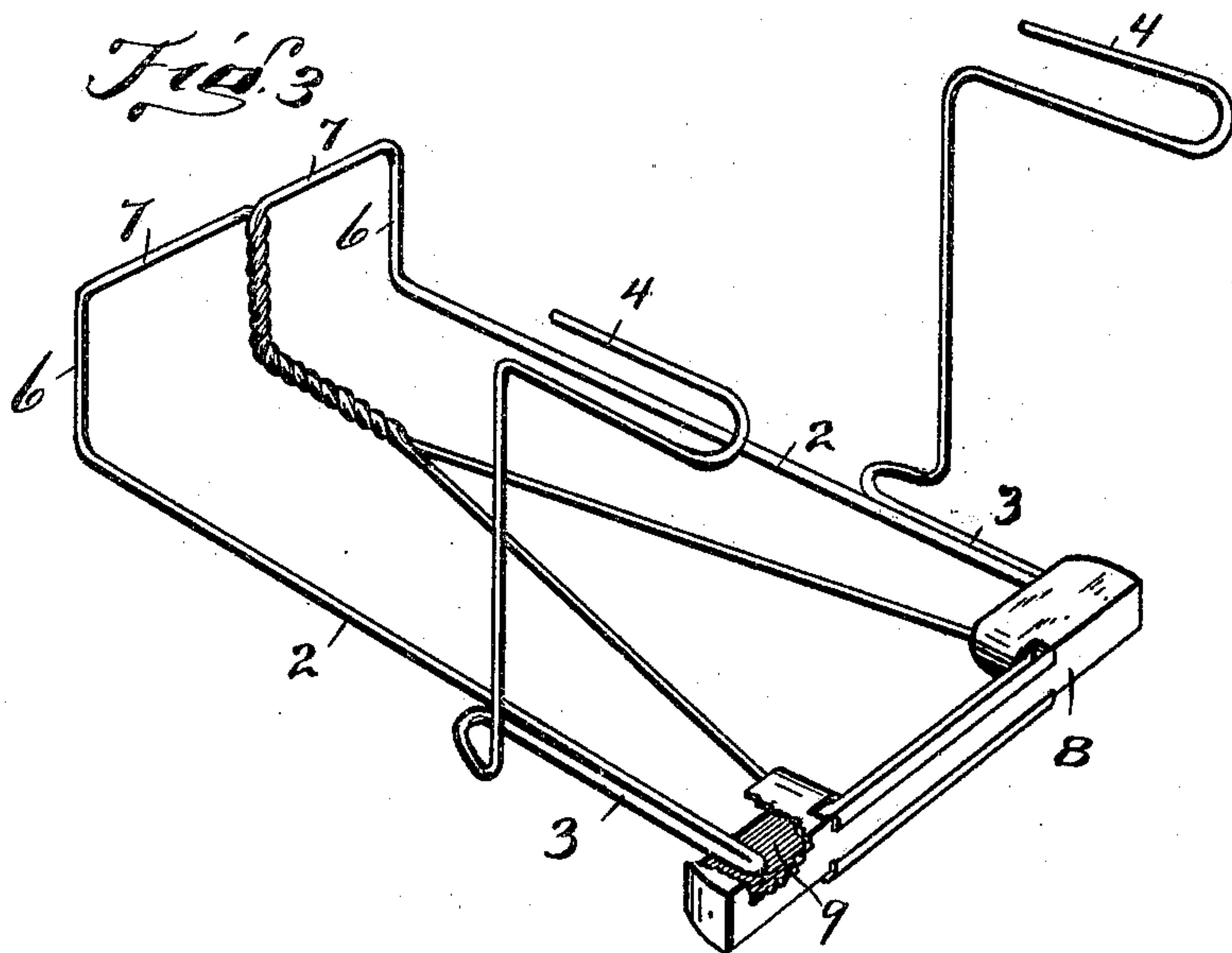
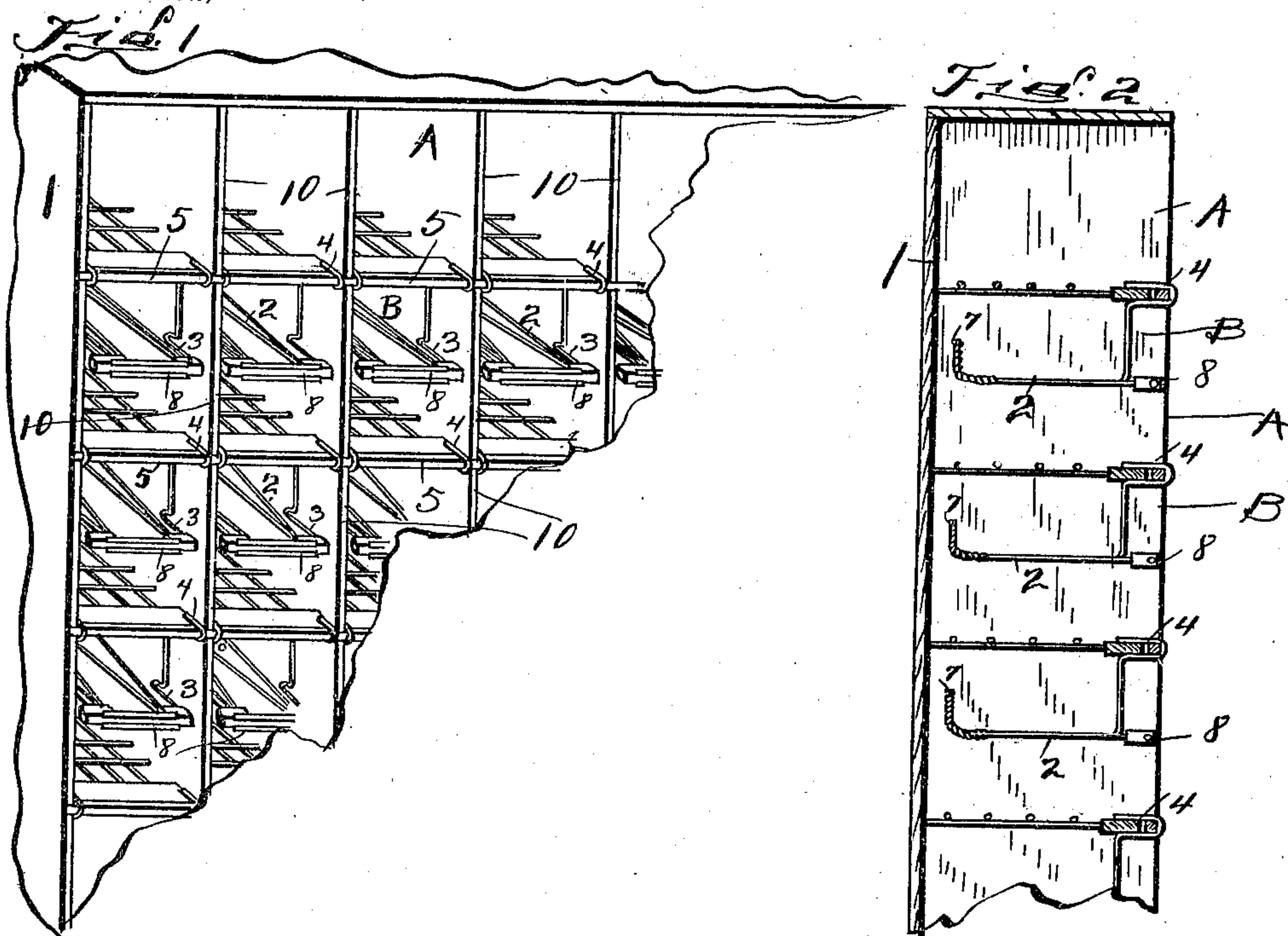
No. 628,892.

Patented July 11, 1899.

H. F. MYERS & B. H. RINEHART.
PARTITION FOR MAIL DISTRIBUTING BOXES.

(Application filed Mar. 18, 1899.)

(No Model.)



WITNESSES
G. H. H. H.
J. A. Jeffers

INVENTORS
Howard F. Myers
Bush H. Rinehart
By
And W. Bond

UNITED STATES PATENT OFFICE.

HOWARD F. MYERS AND BEECHER H. RINEHART, OF ALLIANCE, OHIO;
SAID RINEHART ASSIGNOR TO SAID MYERS.

PARTITION FOR MAIL-DISTRIBUTING BOXES.

SPECIFICATION forming part of Letters Patent No. 628,892, dated July 11, 1899.

Application filed March 18, 1899. Serial No. 709,588. (No model.)

To all whom it may concern:

Be it known that we, HOWARD F. MYERS and BEECHER H. RINEHART, citizens of the United States, residing at Alliance, in the county of Stark and State of Ohio, have invented certain new and useful Improvements in Mail-Distributing Boxes; and we do hereby declare that the following is a full, clear, and exact description of the same, reference being had to the annexed drawings, making a part of this specification, and to the letters and figures of reference marked thereon, in which—

Figure 1 shows a portion of a distributing-case and illustrates our improved device connected thereto. Fig. 2 is a vertical section of a distributing-case, showing our improved device properly connected. Fig. 3 is a detached view of the receptacle divided. Fig. 4 is a detached view of the bar designed to connect the wires of the divider.

The present invention has relation to mail-distributing boxes, and is especially designed to form separate receptacles for letters and postal cards.

It consists in the novel arrangement hereinafter described, and particularly pointed out in the claim.

Similar letters and numerals represent corresponding parts in all the figures of the drawings.

In the accompanying drawings, 1 represents a portion of a distributing-case, which may be constructed in the ordinary manner, reference being had to attaching our improvement thereto.

In Fig. 1 the upper tier of boxes or pigeon-holes are not provided with the letter and postal-card dividers or separators.

The receptacle for postal cards is preferably formed of wire, and, as shown, it is provided with the portions 1, which portions are formed of a length to correspond substantially with the length of the receptacle, and, as shown, said portions are bent rearward to form the parts 3 and then upward, and upon the upper ends the hooks 4 are formed, which hooks are for the purpose of engaging the bars or partitions 5 and are located and arranged substantially as shown in Figs. 1 and 2.

For the purpose of providing a back or stop

at the rear end of the removable partition proper the removable partitions are bent upward a short distance from the portions 6 and then bent at substantially right angles, forming the portions 7, and the continued portions twisted together for a short distance, divided, and extended forward and connected to the tablet-bar 8, substantially as shown in Fig. 3.

For the purpose of causing the hooks 4 to move away from each other when released, as hereinafter described, the portions 2 are formed so that they will normally come against the ends of the sockets or recesses 9 and against the vertical partitions 10, so that the upright part of the portions 3 will not interfere with the placing of mail-matter in position.

It will be understood that the removable partition proper is for the purpose of holding postal cards and the division directly above is for the purpose of receiving letters, or, in other words, the receptacles A are for letters and the receptacles B are for postal cards, by which arrangement the letters and postal cards are separated one from the other. It will also be understood that each receptacle A and B within itself should constitute one division or station and that the division or station should be properly labeled, and in use the upper or top division and the removable division or partition just below should have the same label, different labels being attached to different divisions. The subdivision or postal-card division should be labeled the same as its companion letter-division.

In order that the front ends of the postal cards may come in convenient position to be reached, the removable partition also is formed somewhat shorter than the letter-division.

Should it be desired to remove the sub or postal-card division, the hooks 4 are pressed toward each other or away from the vertical partition 10, at which time the subdivision is free to be removed.

Having fully described our invention, what we claim as new, and desire to secure by Letters Patent, is—

As an improved article of manufacture, a removable partition for mail-distributing boxes consisting of the wires having the por-

tions 2 and 3, hooks formed upon the upper
ends of the portions 3, a tablet-bar secured
to the removable partition and provided with
sockets located at the end thereof and the
5 front ends of the portions 2 and 3 located
within the sockets, substantially as and for
the purpose specified.

In testimony that we claim the above we

have hereunto subscribed our names in the
presence of two witnesses.

HOWARD F. MYERS.
BEECHER H. RINEHART.

Witnesses:

FRANK S. TAYLOR,
ISAAC H. SMITH.