

No. 628,601.

Patented July 11, 1899.

W. FRASER.

WAIST AND SKIRT ATTACHMENT AND SUPPORT.

(Application filed May 11, 1898.)

(No Model.)

Fig. 1.

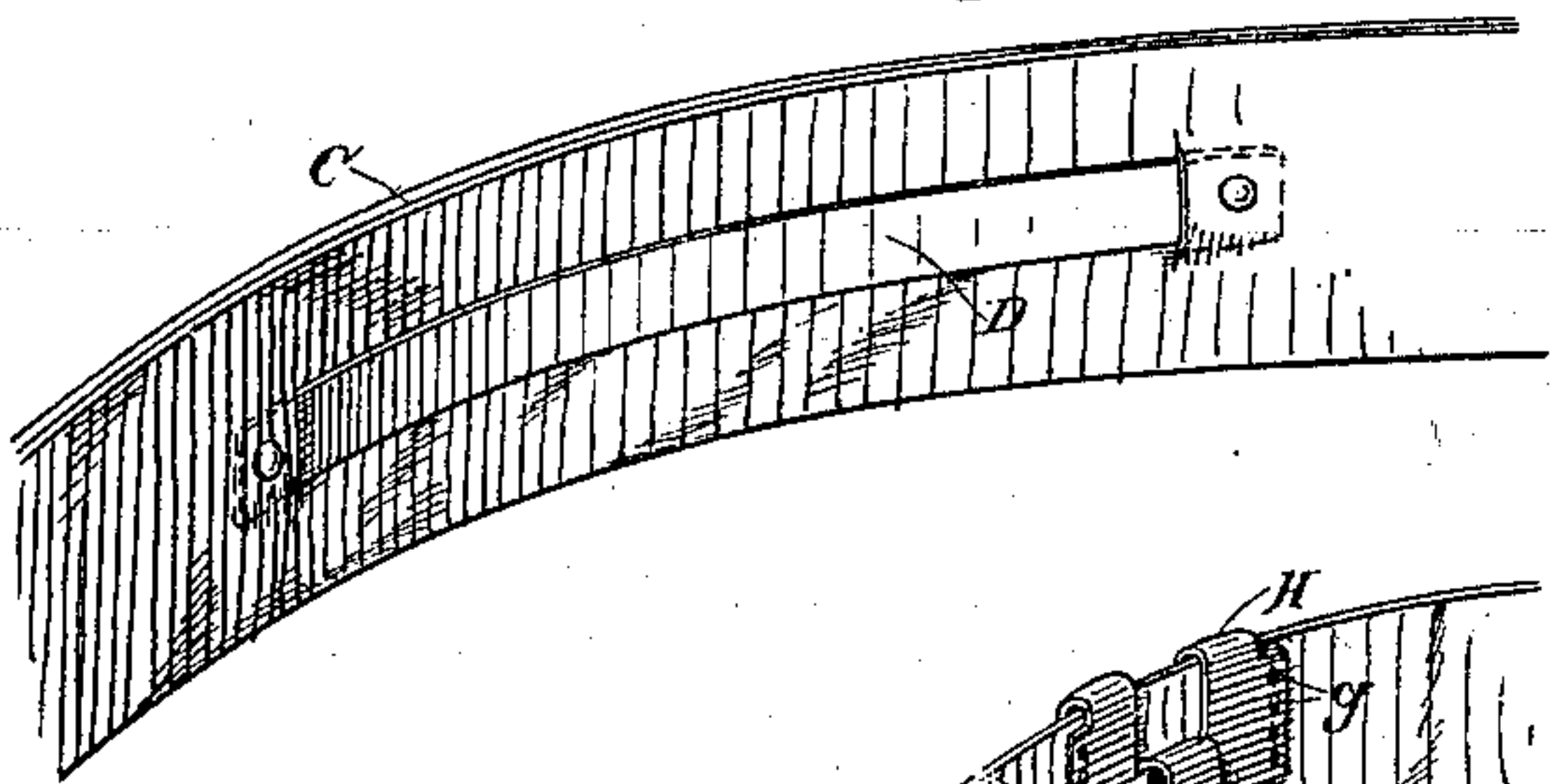


Fig. 2.

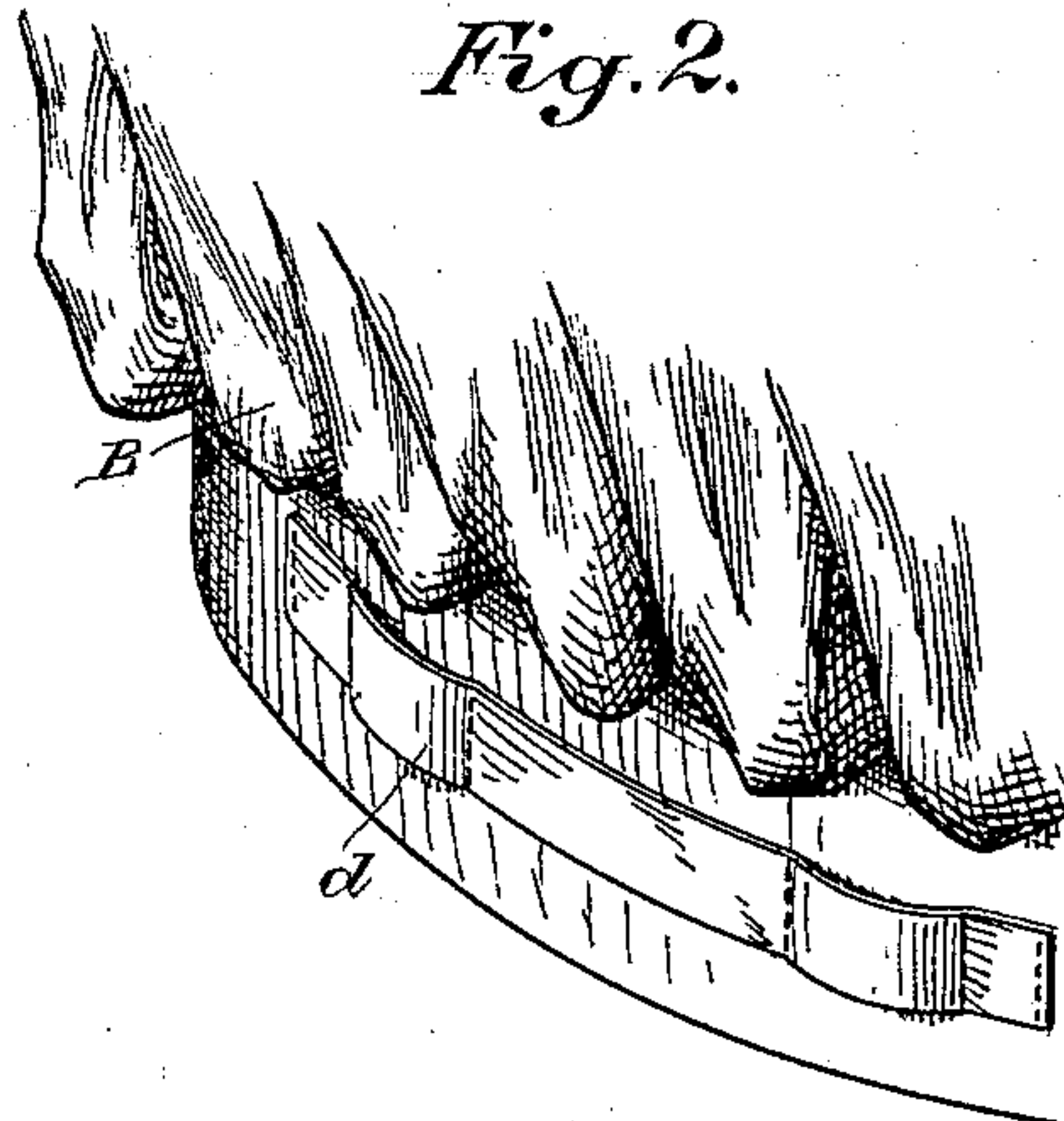


Fig. 3.

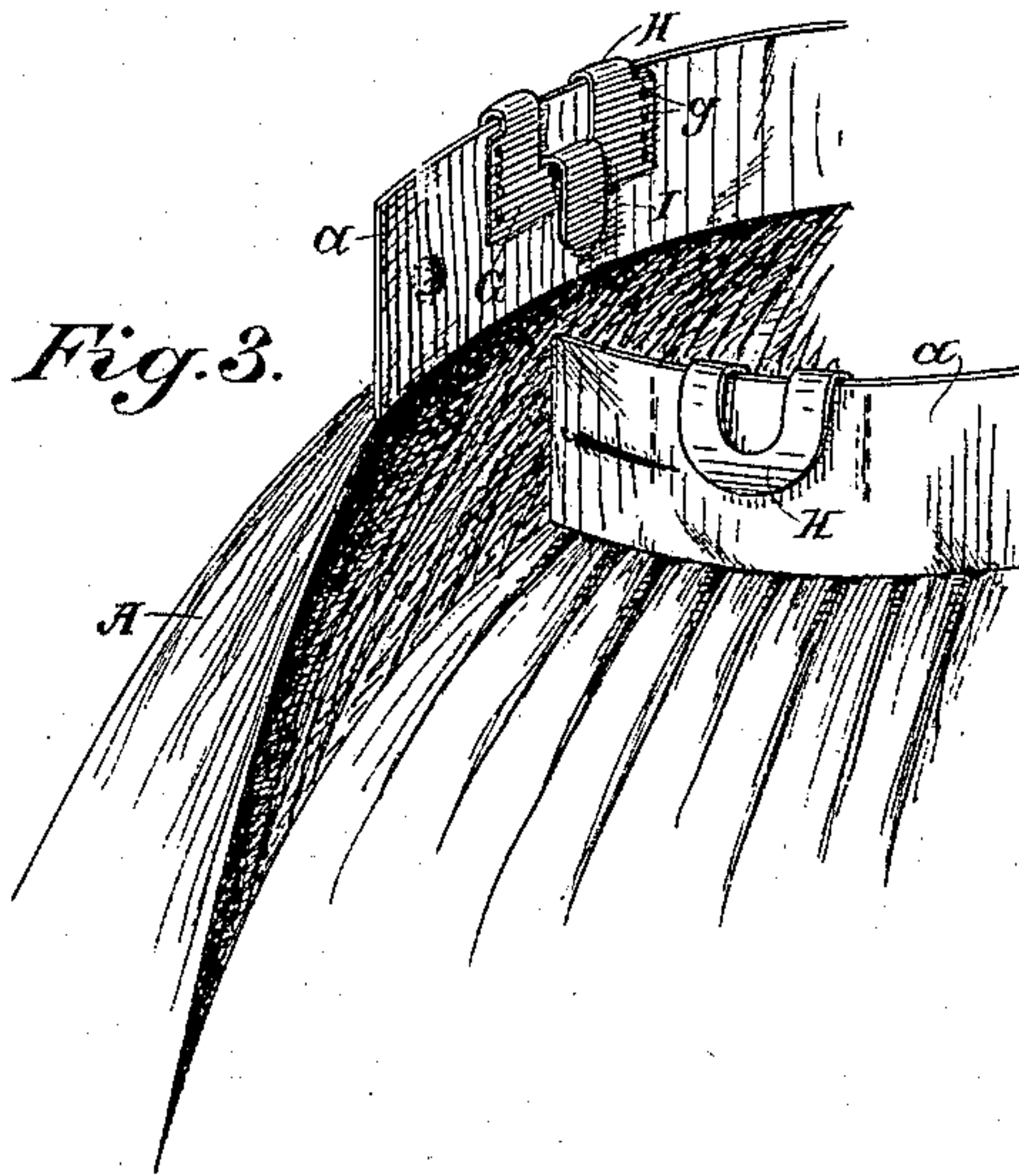


Fig. 4.

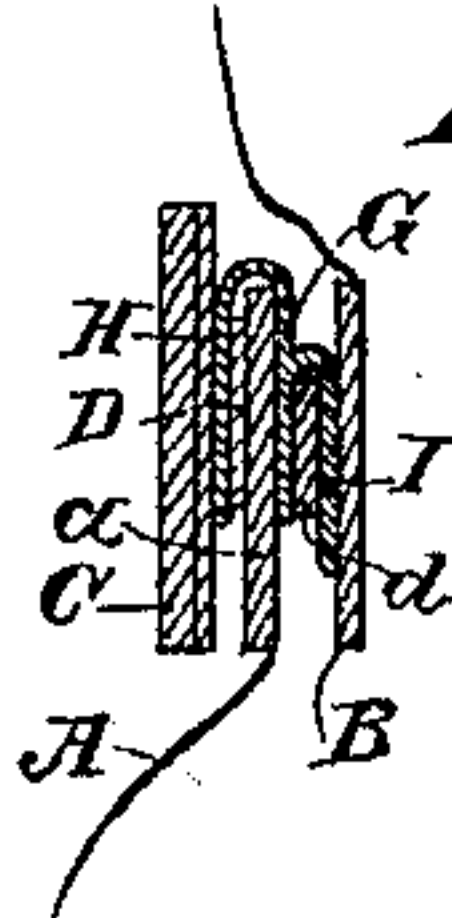


Fig. 5.



Witnesses,
J. H. Starnes
J. F. Aschbeck

Inventor,
William Fraser
By Dewey Strong & Co.
attys

UNITED STATES PATENT OFFICE.

WILLIAM FRASER, OF OAKLAND, CALIFORNIA.

WAIST AND SKIRT ATTACHMENT AND SUPPORT.

SPECIFICATION forming part of Letters Patent No. 628,601, dated July 11, 1899.

Application filed May 11, 1898. Serial No. 680,339. (No model.)

To all whom it may concern:

Be it known that I, WILLIAM FRASER, a citizen of Scotland, residing in Oakland, county of Alameda, State of California, have invented an Improvement in Waist and Skirt Attachments and Supports; and I hereby declare the following to be a full, clear, and exact description of the same.

My invention relates to a device which is especially designed for the support of ladies' skirts and in conjunction therewith to form a connection for shirt-waists and similar upper garments, so as to retain them in connection and prevent their pulling out of place.

It consists, essentially, of an attachment, either permanent or removable, to be applied to the belt and in conjunction therewith of a plate provided with hooks adapted to engage the belt attachment and also to engage with the tape or attachment upon the band of the waist, so as to keep the latter in position within the belt and maintain the junction of the two garments.

Referring to the accompanying drawings, Figure 1 shows my attachment to the belt, and Fig. 2 the tape on the waistband. Fig. 3 shows the hooks on the skirt-band. Fig. 4 is a sectional view taken through the edges of the garments and the connecting-plate. Fig. 5 is a separate view of the hook-plate.

A represents the skirt of a lady's dress, and B is a separately-made waist.

C is the belt, which is worn with the garments, fastening around the waist.

D is a plate which is either permanently secured between the two parts of which the belt is composed, being riveted or otherwise fastened in place at the ends, these ends entering slits in the inner part of the belt and being concealed between the two parts. The intermediate portion of the plate extends along the inner face of the belt between the slits and is exposed for the attachment of the hooks. This plate is also made removable by fixing studs E in the belt, these studs having a groove or channel *e* around the portion which projects slightly on the inside of the belt. A slot is cut in each end of the plate D, forming tongues F, the outer ends of which are free, while the inner ends remain connected with the plate D, as shown. These ends will spring outwardly from the plate and, thus allow the

groove or channel *e* of the stud E to be engaged and locked to the plate D by the ends of the plates F, as is fully shown in Fig. 5.

The central portion of the plate D serves, as before, for the attachment of the support. This support consists of a plate G, having stamped out upon it a semicircular curved portion H, which forms a hook bent downward upon the outer side of the plate G, and this portion has an inner tongue I cut out of it which is bent in the opposite direction, as shown.

The plate G has holes made through its edges, as shown at *g*, and through these holes it is stitched upon a band *a* of the skirt A, so that the curved hook portion H projects outside of the band and can be hooked over the edge of the plate D of the belt.

The waist portion B of the garment has a tape or other attachment *d* stitched around the lower band, and into this the hooks I upon the opposite side of the plate G are adapted to engage. Thus attached it will be seen that the skirt will be held up by means of the hook H engaging the plate D on the belt C, while the hooks I, engaging the tapes or attachments *d* of the waist, will hold the latter down in position beneath the belt and prevent its pulling up and separating in an unsightly way.

Having thus described my invention, what I claim as new, and desire to secure by Letters Patent, is—

1. The combination with a skirt and separate waist, of bent plates fixed to the skirt, each having an outwardly-presented hook, the central portion of the plate being bent to form an inwardly-presented hook, tapes upon the band of the waist with which the inner hooks are adapted to engage, and a belt having a plate fixed thereto with which the outer hooks of the skirt attachment are adapted to engage whereby the two parts of the garment are held in position.

2. A belt attachment consisting of a metallic plate, means whereby it is removably fixed to the inner surface of the belt, a plurality of bent plates fixed to the skirt and including outwardly and inwardly presented hooks, and loops or attachments fixed to the band of the separate waist, with which loops the inwardly-presented hooks engage, the out-

wardly-presented hooks engaging with the plate upon the belt.

3. A waist and skirt attachment and support, consisting of a plurality of bent plates attached to the skirt having outwardly and inwardly presented hooks, loops or attachments upon the lower part of the waist with which the inner hooks are adapted to engage, and a plate and means for latching it in place said plate being fixed to the inner face of the belt with which the outermost hooks of the skirt engage whereby the meeting edges of the waist and skirt are permanently united and retained beneath the belt.

4. A belt attachment for skirt-support consisting of a plate having tongues formed in the ends with corresponding slots covered thereby, studs fixed in the belt having grooves or channels formed around the inner ends adapted to engage the slots in the ends of the plates and be latched by the ends of the tongues entering said grooves.

In witness whereof I have hereunto set my hand.

WILLIAM FRASER.

Witnesses:

F. J. WOODWARD,
E. G. VINZENT.