

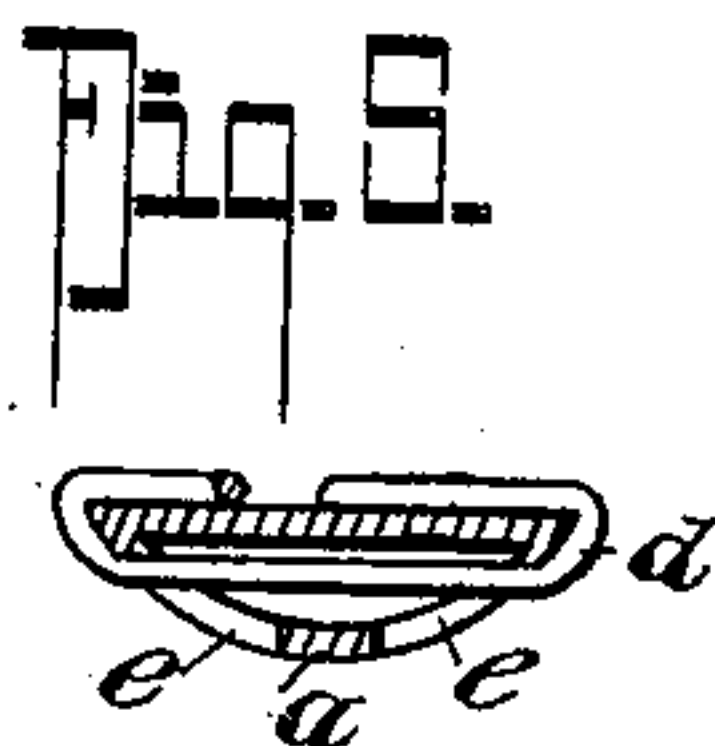
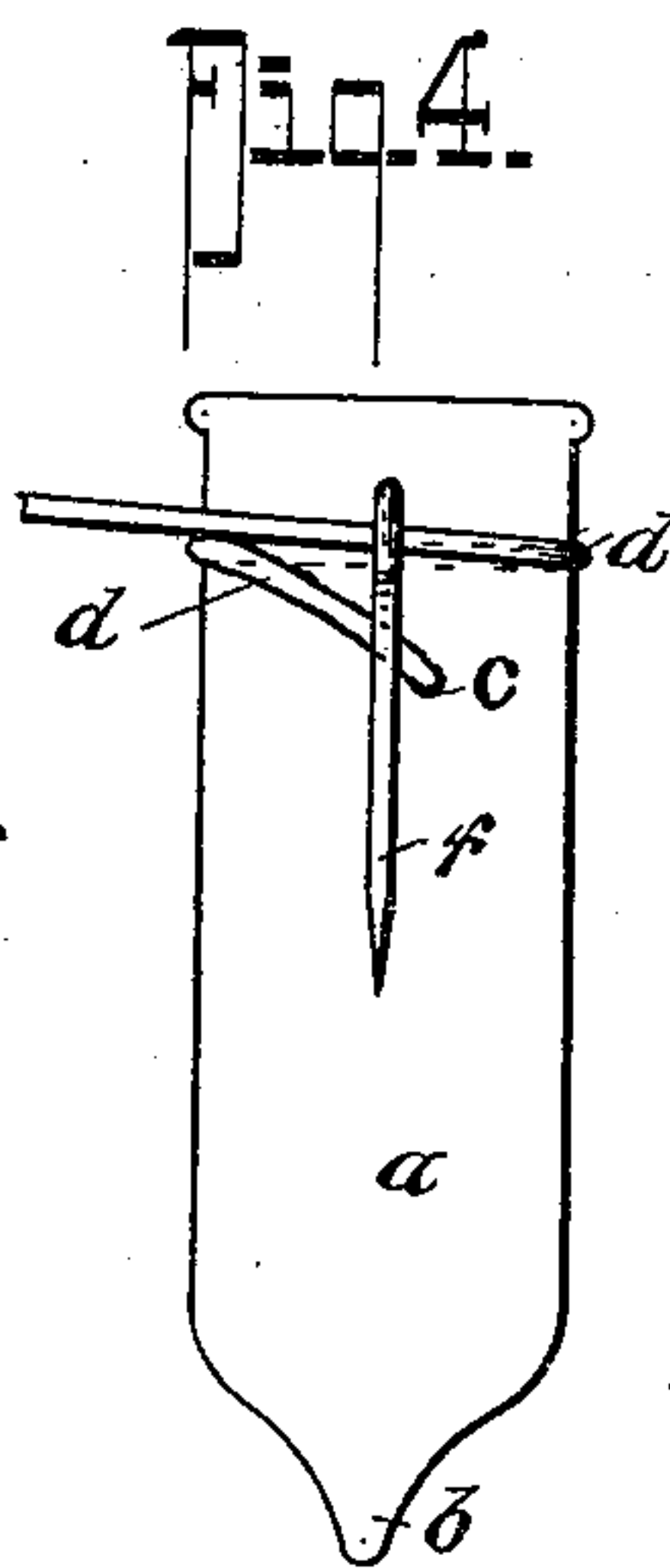
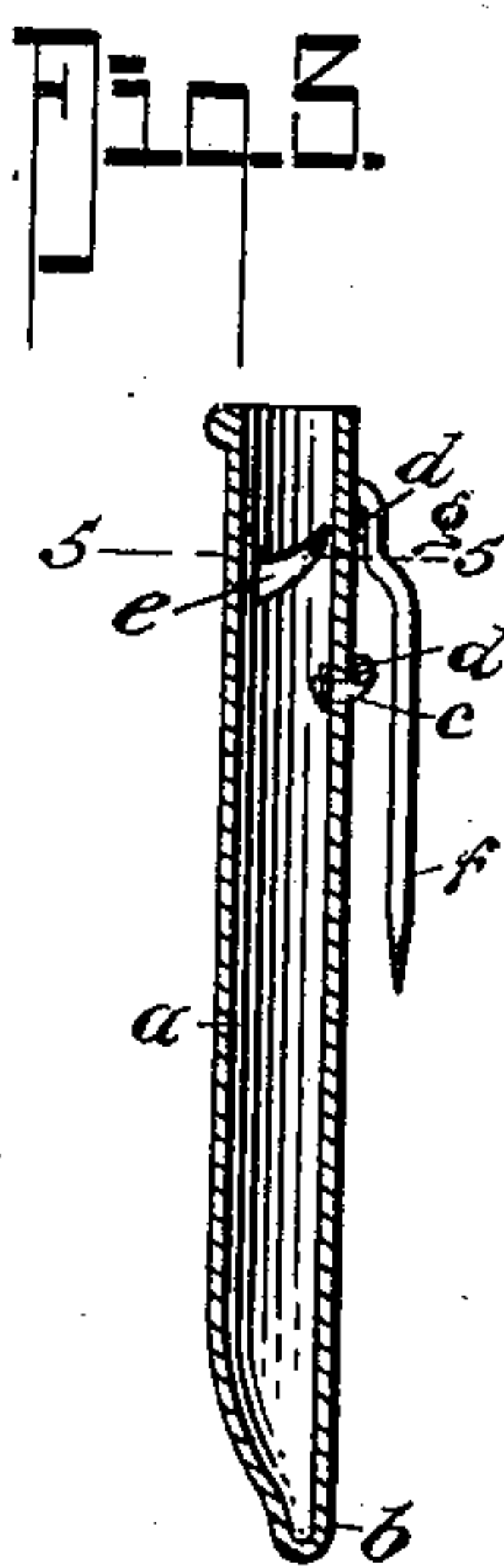
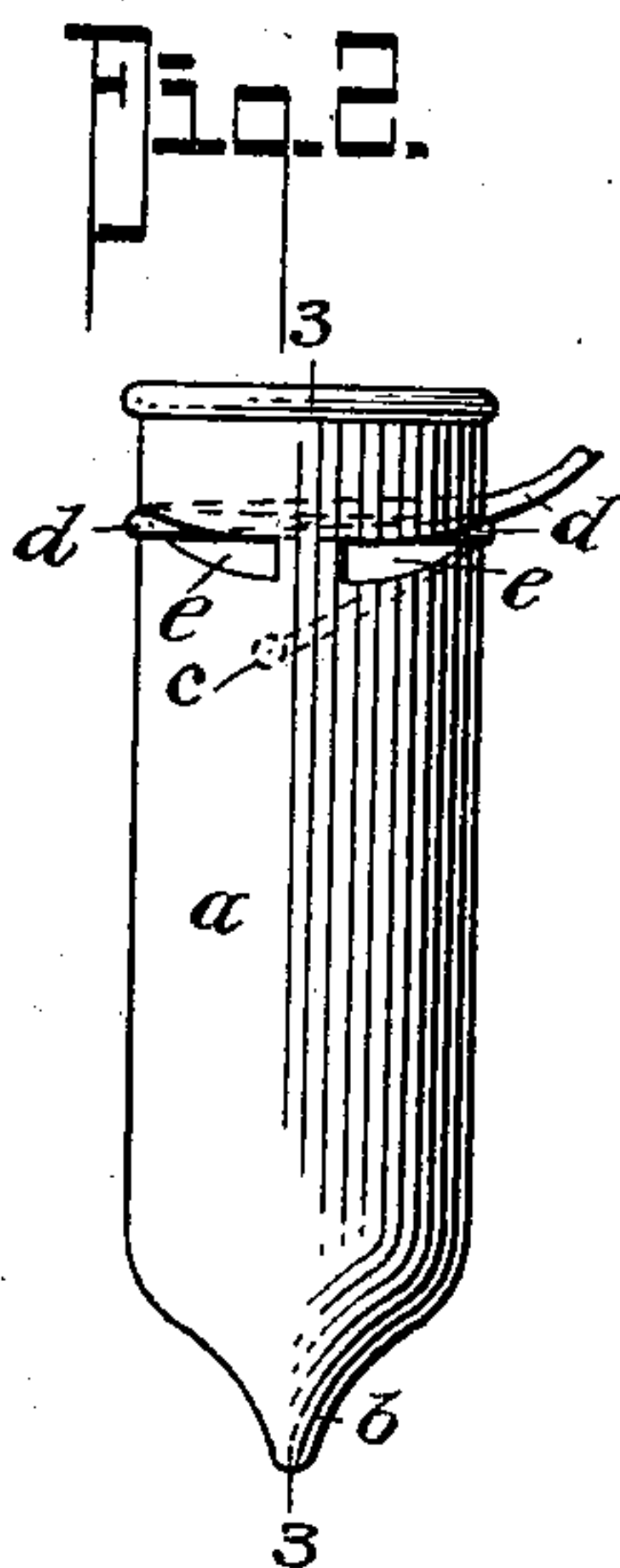
No. 627,923.

Patented June 27, 1899.

J. R. GRIGOR.
BOUQUET HOLDER.

(Application filed Dec. 7, 1898.)

(No Model.)



WITNESSES:
W. E. Dieterich
H. G. Dieterich

INVENTOR
J. R. Grigor
BY
Fred G. Dieterich
ATTORNEY.

UNITED STATES PATENT OFFICE.

JOHN ROSE GRIGOR, OF VANCOUVER, CANADA.

BOUQUET-HOLDER.

SPECIFICATION forming part of Letters Patent No. 627,923, dated June 27, 1899.

Application filed December 7, 1898. Serial No. 698,511. (No model.)

To all whom it may concern:

Be it known that I, JOHN ROSE GRIGOR, a citizen of the Dominion of Canada, residing in the city of Vancouver, in the Province of British Columbia, Canada, have invented a new and useful Bouquet-Holder, of which the following is a specification.

My invention relates to improvements in devices for holding bouquets; and its object is to provide an article of this kind that will conveniently contain a bouquet and secure it to any part of the garment and also to keep the flower fresh by providing a supply of moisture to the stem.

I attain the above object by the device illustrated in the accompanying drawings, in which—

Figure 1 is a view illustrating my invention as in use. Fig. 2 is a front view of the same. Fig. 3 is a vertical section of the holder on the line 3 3 of Fig. 2. Fig. 4 is a rear view of the holder, and Fig. 5 is a horizontal section on the line 5 5 of Fig. 3.

Similar letters refer to similar parts throughout the several views.

The body *a* is formed in semicircular form, so that the flat side will conveniently be against the garment to which it is attached. The body *a* is to be tight, so that water may be held therein, and its lower end tapers off into a depending point *b*, so that a stem placed therein will be prevented from moving laterally. Near the top of the body *a* and on the rear flattened side is an aperture *c*, into which

is secured a piece of elastic *d*. This elastic is passed around the body and through openings *e* on the front rounded side and brought around to the rear side and passed beneath the pin *f*.

The pin *f* is formed with a curved portion *g*, which extends down a short distance in proximity to the rear side of the body of the holder, as shown in Fig. 3, and thereby provides a suitable fastening means for the elastic cord *d*, which when wound around the body *a* is drawn up between the curved portion *g* of the pin and the said body *a* and is thereby firmly held in position.

The pin *f* provides a suitable means of securing the holder where desired to the garment, and the body *a* below the apertures therein provides a well for the moisture for the stems of the flowers.

Having now described my invention, what I claim, and desire to be protected in by Letters Patent, is—

In an article of manufacture for the purpose described; a well having a semicircular body, a hollow depending point, a pin on the rear flattened side of the body, slotted openings on each side of the round face of the said body near its top, and means for securing an elastic cord to the body and for fastening its opposite end beneath the pin, as specified.

JOHN ROSE GRIGOR.

Witnesses:

W. G. TRETHEWEY,
ROWLAND BRITTAIN.