

No. 627,711.

Patented June 27, 1899.

H. SMITH.

COMBINED MATCH SAFE AND CIGAR CUTTER.

(Application filed Feb. 21, 1899.)

(No Model.)

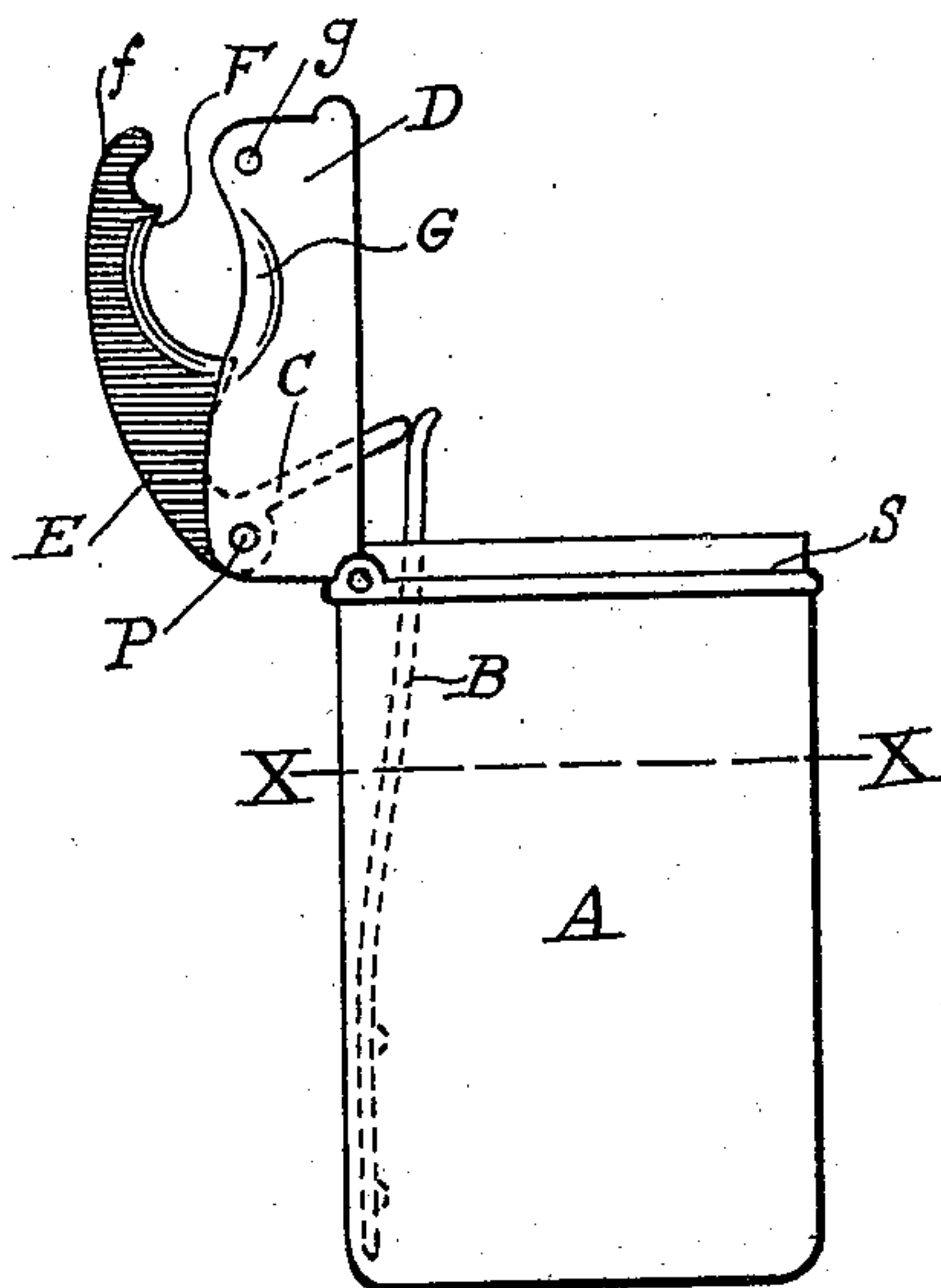


Fig. 1.

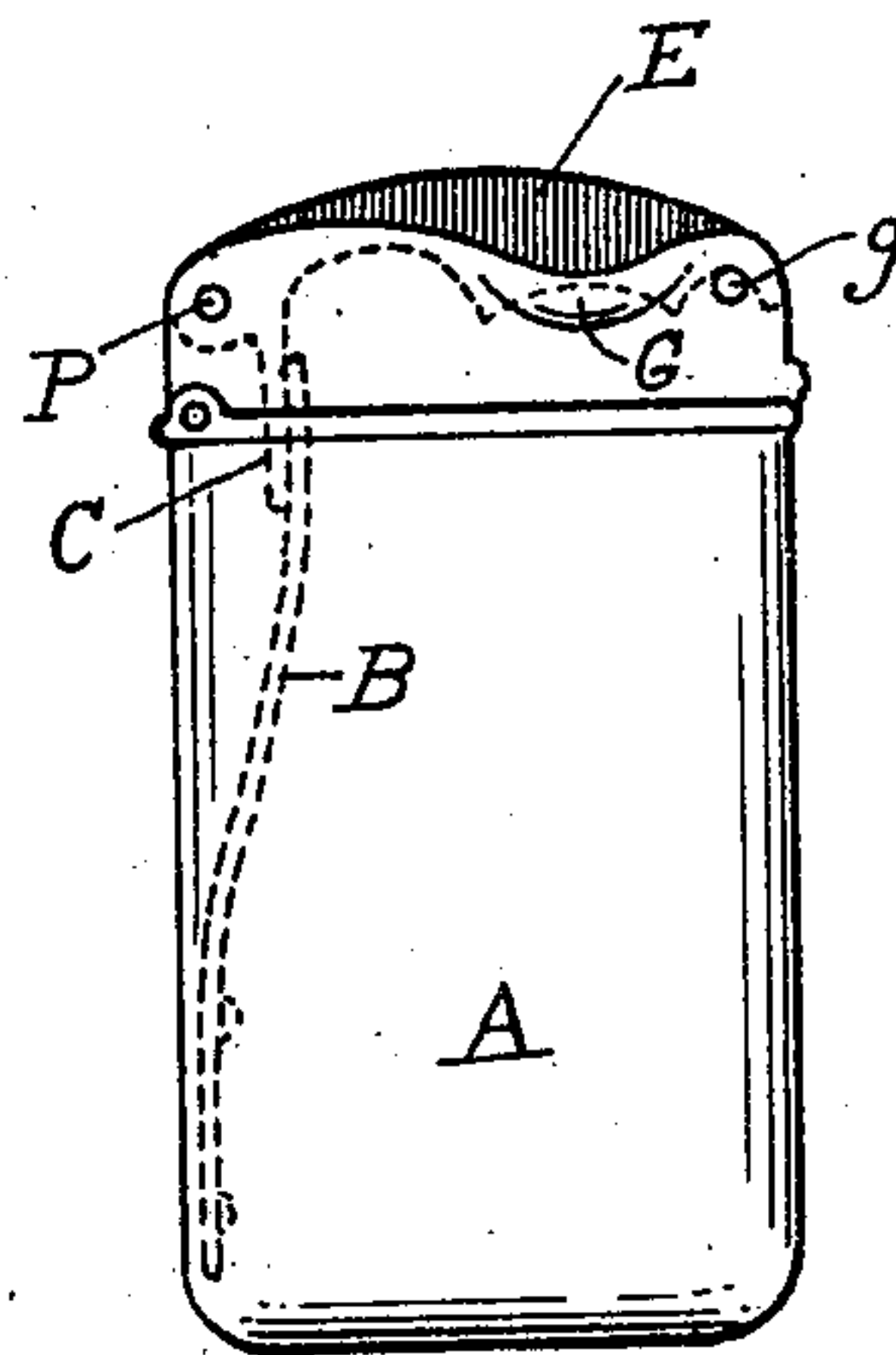


Fig. 2.

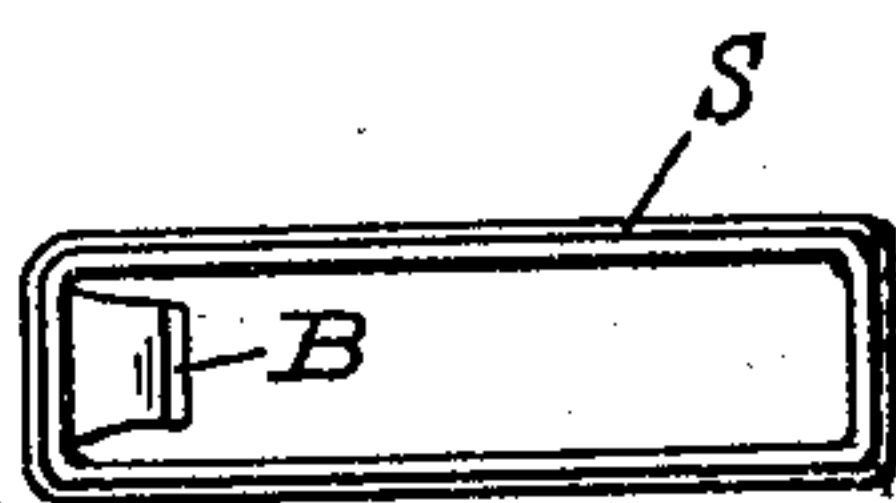


Fig. 3.

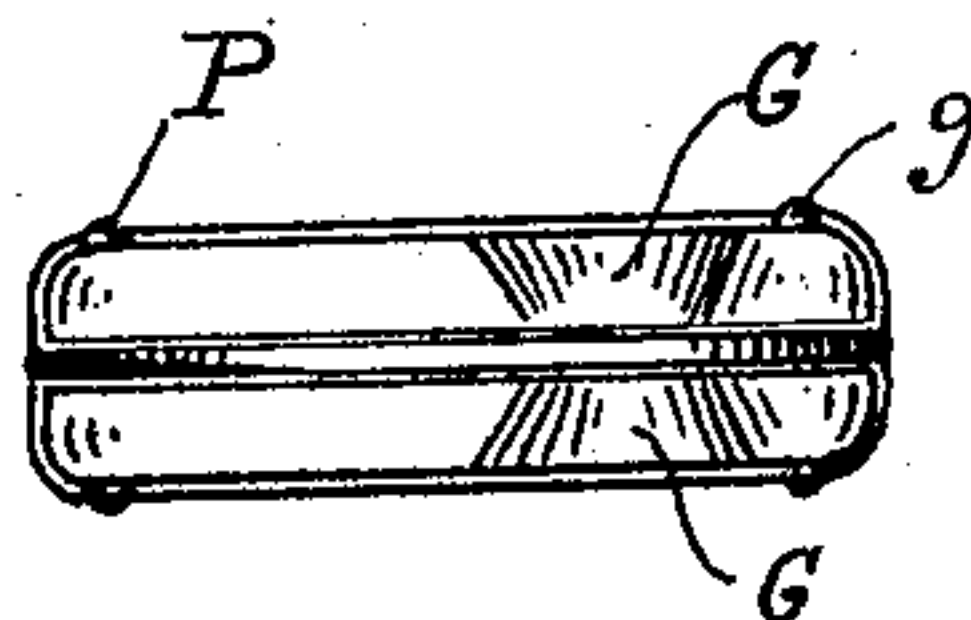


Fig. 4.

Witnesses  
Mary E. Parlati.  
Howard

Inventor  
Hugh Smith,  
by Frederick W. Cameron  
Attys

# UNITED STATES PATENT OFFICE.

HUGH SMITH, OF WATERVLIET, NEW YORK, ASSIGNOR OF ONE-HALF TO  
SMITH A. WATERMAN, OF SAME PLACE.

## COMBINED MATCH-SAFE AND CIGAR-CUTTER.

SPECIFICATION forming part of Letters Patent No. 627,711, dated June 27, 1899.

Application filed February 21, 1899. Serial No. 706,349. (No model.)

*To all whom it may concern:*

Be it known that I, HUGH SMITH, a citizen of the United States of America, and a resident of the town of Watervliet, in the county of Albany, State of New York, have invented certain new and useful Improvements in a Combined Match-Safe and Cigar-Cutter, of which the following is a specification.

My invention relates to improvements in match-safes; and the object of my invention is to provide a match-box and cigar-cutter combined so arranged that the opening of the box will lift the knife in position for cutting the tip of a cigar and the closing of the box will close the knife and cut the tip of a cigar. I accomplish this object by means of the mechanism illustrated in the accompanying drawings, in which—

Figure 1 is an elevation showing the box open and the knife raised. Fig. 2 is an elevation showing the box closed. Fig. 3 is a section along the lines X X of Fig. 1. Fig. 4 is a plan of Fig. 2.

Similar letters refer to similar parts throughout the several views.

I construct a match-box A in any convenient form and design, which is provided with a spring B, supported in any manner to the sides of the box, which spring is preferably prolonged to extend higher above the main body of the box than is usual in the case of an ordinary match-box, this prolongation being for the purpose of giving a greater latitude to the contact between the knife-shank C and the spring, as shown in Fig. 1.

In the cover D of the box I pivot a knife-blade E, provided with a prolonged shank C, extending nearly at right angles with the general direction of the knife-blade, the blade being pivoted in such a position in reference to its shank that it forms substantially a bell-crank lever. The top of the cover D of the box is slotted to allow for the movement of the knife-blade therein.

The blade E is preferably provided with a sharpened curved cutting edge F, and the cover is preferably provided with a curved

indented portion G, as shown in Fig. 1, said curved portions on the blade and the cover being arranged in reference to each other in such a position that the tip of the cigar may be held between them when being cut.

At the end of the blade, near the pivot P, I arrange a shoulder S, which acts as a stop by coming in contact with the cover D in the rear of the pivot P. The end of the blade forward of the cutting portion F is preferably provided with a hook f, adapted to engage with the pivot g in the cover D when the blade is closed, as shown in Fig. 2. When thus arranged, it is apparent that when the cover D is raised the shank C, which is in contact with the spring B, will when the shank C has been raised above the horizontal in contact with said spring be forced by said spring upward, which will lift the blade from the cover and assume the position shown in Fig. 1. When in this position, the end of the cigar can be placed between the indented portion G of the cover and the curved portion F of the blade, and by pressing the blade down after the shank has been depressed below the horizontal the spring will force it downward, suddenly shutting the blade and cutting the end off of the cigar.

I do not wish to limit myself to the exact construction of either the box or blade or the manner of connecting them. It may not be deemed necessary or advisable to make a curved or indented portion G on the top of the cover. Instead of a square box, as shown, one of different shape may be used; but

What I claim as my invention, and desire to secure by Letters Patent, is—

1. A combined match-box and cigar-tip cutter, comprising the body of the box; a cover hinged thereto; a knife-blade and shank in the form of a bell-crank lever, pivoted in said cover; a spring secured near one end thereof in said match-box, the loose end of said spring engaging with the shank of said blade, there being an indentation in the cover of the box adapted to allow the insertion of the tip of the cigar, substantially as described.



2. A combined match-box and cigar-tip cutter, comprising the body of the box; a cover hinged thereto; a cutter-blade and shank in the form of a bell-crank lever, pivoted in-said  
5 cover; a spring secured at one end within said box, the loose end of said spring engaging with the shank of said cutter-blade, said cutter-blade provided with a hooked exten-

sion adapted to engage with the projection on the cover, substantially as described. 10

Signed by me, at Watervliet, New York,  
this 4th day of February, 1899.

HUGH SMITH.

Witnesses:

SMITH A. WATERMAN,  
JAMES A. CULLEN.