

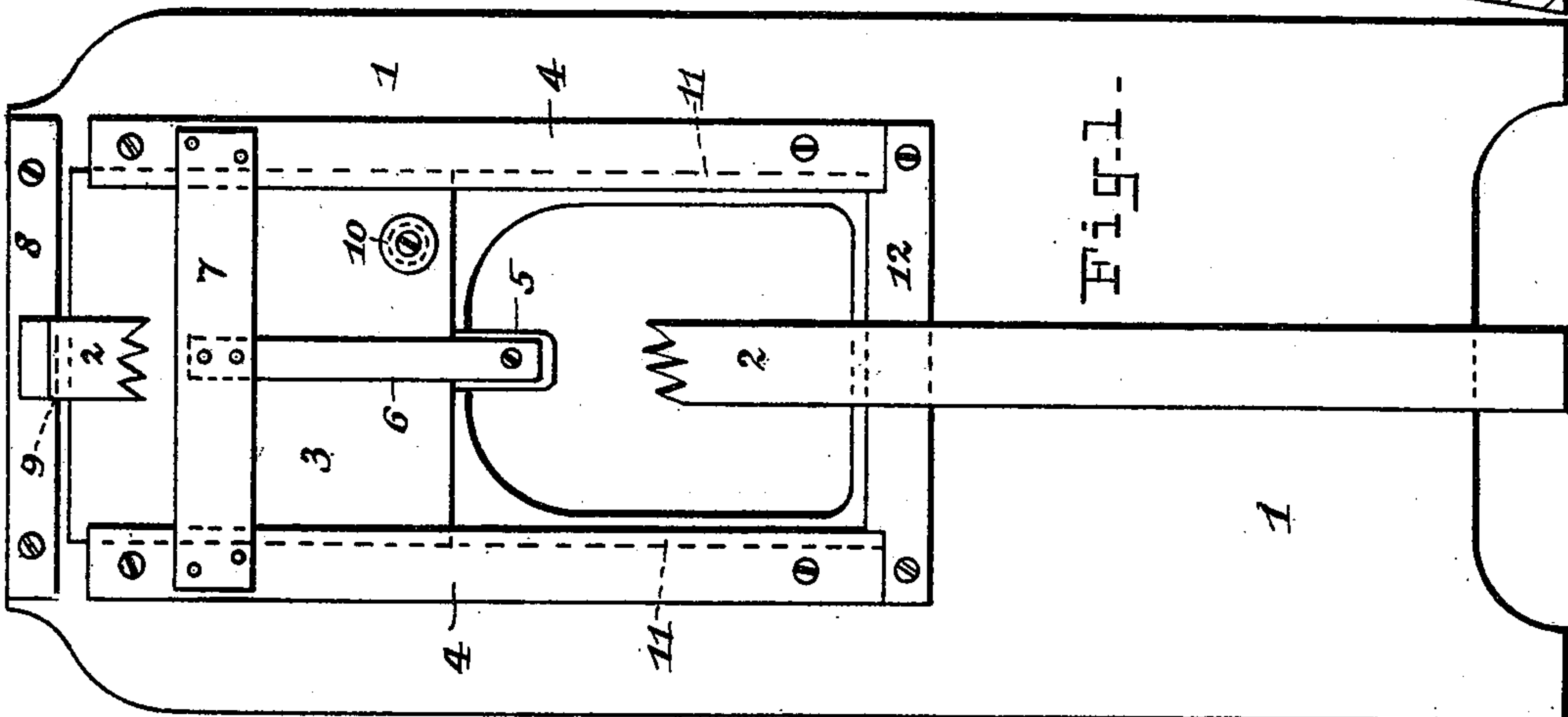
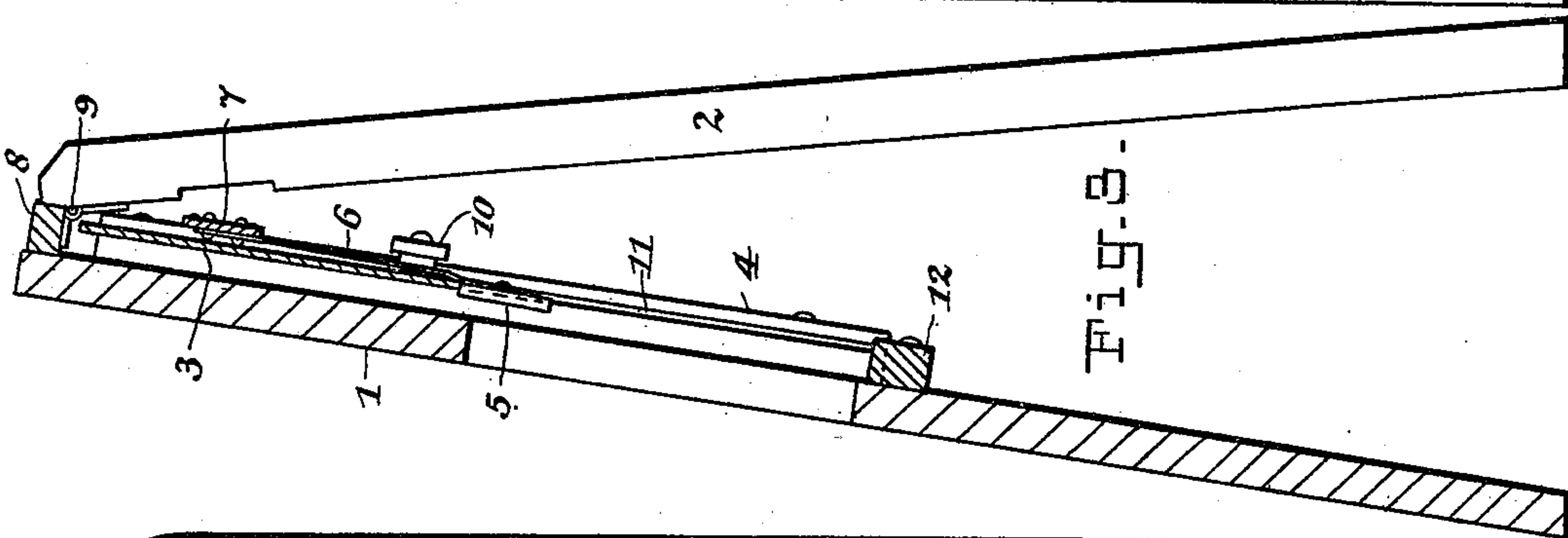
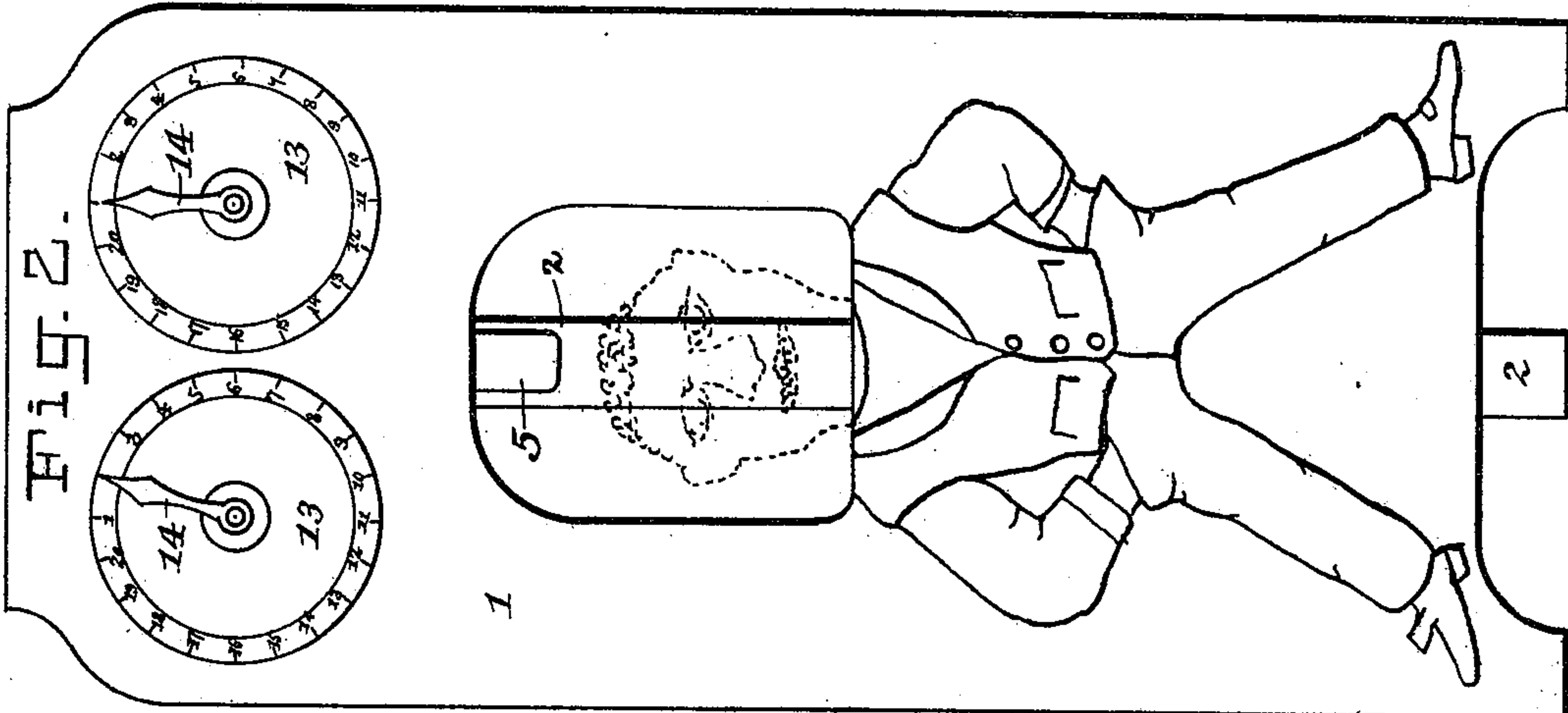
No. 627,472.

Patented June 27, 1899.

S. J. BOYCE.
GAME DEVICE.

(Application filed Aug. 11, 1897.)

(No Model.)



Witnesses:

E. B. Rotton
D. H. Rogers

Inventor:

Samuel J. Boyce

By

Charles S. Rogers
his Attorneys.

UNITED STATES PATENT OFFICE.

SAMUEL J. BOYCE, OF FISHKILL, NEW YORK.

GAME DEVICE.

SPECIFICATION forming part of Letters Patent No. 627,472, dated June 27, 1899.

Application filed August 11, 1897. Serial No. 647,784. (No model.)

To all whom it may concern:

Be it known that I, SAMUEL J. BOYCE, a citizen of the United States, and a resident of Fishkill, in the county of Dutchess and State of New York, have invented certain new and useful Improvements in Game Devices, of which the following is a specification.

This invention relates to game devices, and is particularly designed for use in the house or on the lawn and to afford amusement for any number of players; and the objects of the invention are to produce a simple, cheap, and convenient device of this character the action of which is positive and which will not get out of order; and with these and other objects in view the invention consists in the construction, combination, and arrangement of parts, substantially as hereinafter more fully described in the specification and illustrated in the accompanying drawings, in which—

Figure 1 illustrates a rear elevation of my improved game device, portions of the same being broken away. Fig. 2 represents a front elevation of the construction shown in Fig. 1; and Fig. 3 constitutes a vertical sectional view of the main portions, showing the brace or support in elevation.

Similar characters of reference designate like parts throughout the several views.

Referring to the drawings, the numeral 1 designates the main or body portion of the device, which may be of any desired form and which is provided with an aperture or opening, preferably located about the center thereof, through which opening the missiles pass, and upon the upper portion of the body portion are secured or delineated two dials 13, in the center of each of which are pivoted indicators 14, these dials 13 being provided with numbers or characters near the periphery thereof by means of which the scores of the players can be counted, and the lower edge of the body portion is preferably cut away in the middle to form legs upon which the device is supported, which affords a simple and cheap construction.

Arranged longitudinally of the rear or back of the body portion 1 are strips or cleats 4, provided with longitudinal grooves 11, adapted to receive the slide 3, which moves up and down therein, and the lower ends of these

cleats 4 are connected by a transverse strip 12, adapted to act as a stop for the slide 3 and limit the downward movement thereof, it being understood the cleats 4 and the strip 12 are secured to the body portion by screws or in any other desirable manner.

Secured along the upper edge of the body portion 1 by screws or otherwise is a transverse strip 8, to the middle of which is hinged or pivoted a brace or support 2, the upper inner portion of which is beveled, the beveled part bearing against the strip 8 to regulate the incline or pitch of the body portion 1, and secured to the upper portions of the cleats 4 in any desired manner is a plate or strip 7, to the central inner part of which is secured the upper end of a plate-spring 6, carrying at its lower end a lug or block 5, adapted to engage the lower edge of the slide 3 and maintain the same in an elevated position, as clearly shown in Fig. 1, the slide 3 being also provided with a knob or handle 10, by means of which it is raised when desired.

The herein-described game is designed to be played with balls, bean-bags, or similar articles of such dimensions that they will readily pass through the opening in the body portion 1 of the device, and any desired number of missiles may be used.

The operation of the device will be readily understood from the foregoing description when taken in connection with the following explanation thereof.

The device is first set up in a predetermined place. The slide 3 is raised by means of the handle 10 until it passes above the lug 5 on the spring 6, in which elevated position it is retained by the action of the spring 6, and the players then take their position in front of and at a distance from the device and throw the balls, bean-bags, or other missiles at the opening in the body portion 1, endeavoring to strike the lug 5 on the lower end of the spring 6, and thereby force the same backwardly and release the slide 3, which will then drop by its own weight and cover or close the opening in the body portion 1, thereby clearly indicating the fact that a point has been scored by the player or set of players, and the point so scored will then be marked by one of the indicators 14, it being understood that each set of players will use one of the dials

13 to count the points made by them during the game.

If desired, any figure or representation may be secured to or indicated upon the front or
5 outer surface of the body portion 1, and a certain part or member of such figure can be secured to or indicated upon the slide 3, so that when the slide is down the representation or figure will be complete, and in the drawings
10 the figure of a negro is outlined, the head of the negro being shown in dotted lines as the same would appear when the slide 3 is down; but any desired representation or figure may be employed, or this feature may be omitted
15 if found preferable.

Having described my invention, what I claim as new, and desire to secure by Letters Patent, is—

1. A game device provided with a main
20 or body portion having an aperture therein through and beyond which projectiles are adapted to pass, dials or indicators thereupon, grooved cleats upon the rear side of said body portion, a slide movably mounted in said
25 cleats, a stop to limit the downward move-

ment of said slide, a brace or support connected with said body portion, and a lug-carrying spring adapted to retain said slide in an elevated position and to be forced backwardly by projectiles passing through said
30 aperture whereby said slide drops by gravity.

2. A game device provided with a main or body portion having an opening therein through and beyond which projectiles are adapted to pass, a solid slide mounted in ways
35 upon the back of said body portion, a spring rigidly connected with said body portion above said opening having a lug to engage said slide when raised and normally retain the same in such position until forced back-
40 wardly by said projectiles when said slide drops by gravity.

In testimony that I claim the foregoing as my invention I have signed my name, in presence of two witnesses, this 8th day of July, 45 1897.

SAMUEL J. BOYCE.

Witnesses:

MINNIE W. P. BOYCE,
MARY SODERBERY.