

No. 627,036.

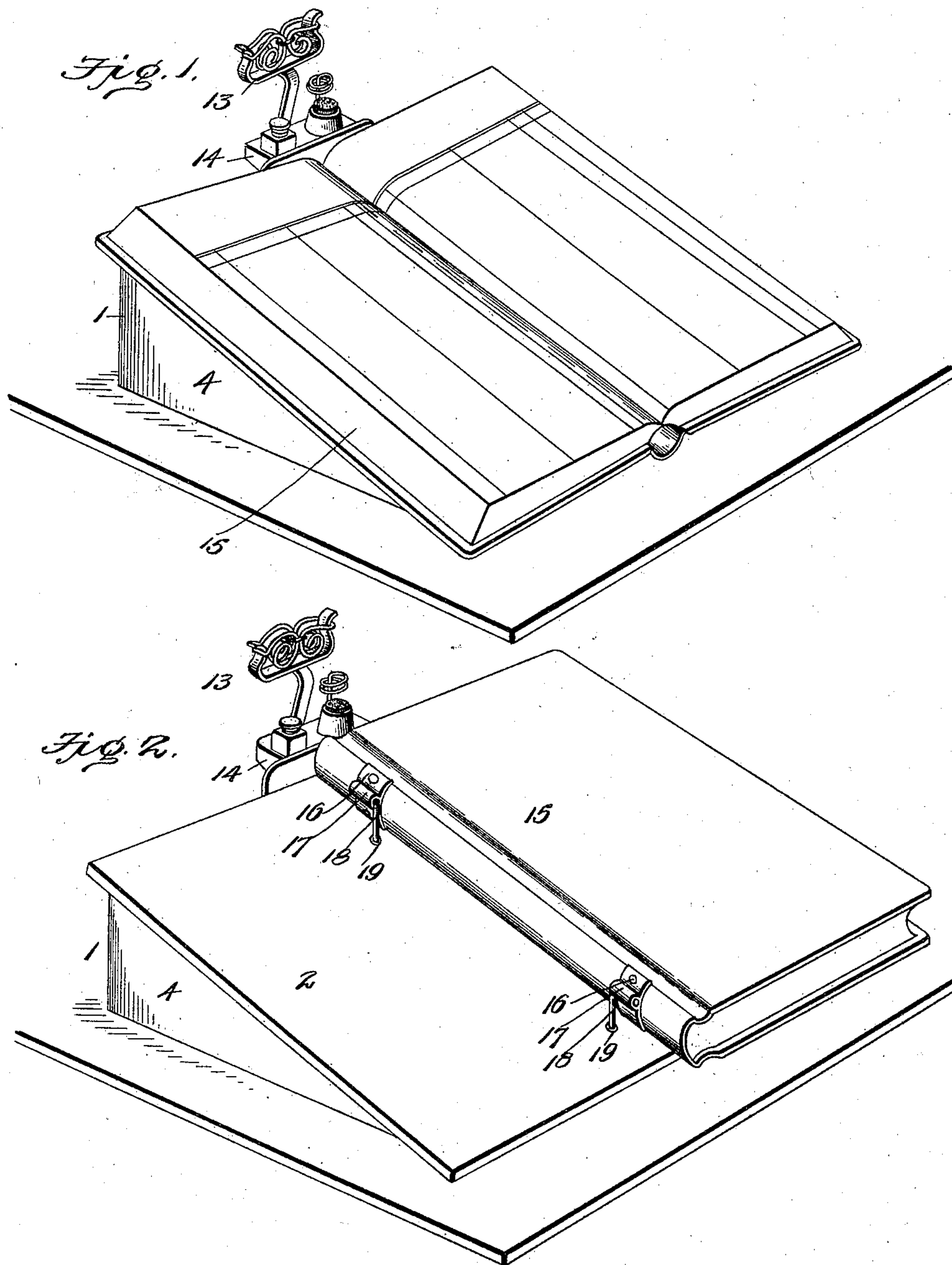
Patented June 13, 1899.

J. G. A. WUNDER.
HOTEL REGISTER.

(Application filed Nov. 22, 1898.)

(No Model.)

2 Sheets—Sheet 1.



Witnesses
C. H. Wilson
J. G. A. Wunder, Inventor
by *A. B. Wilson & Co* Attorneys

No. 627,036.

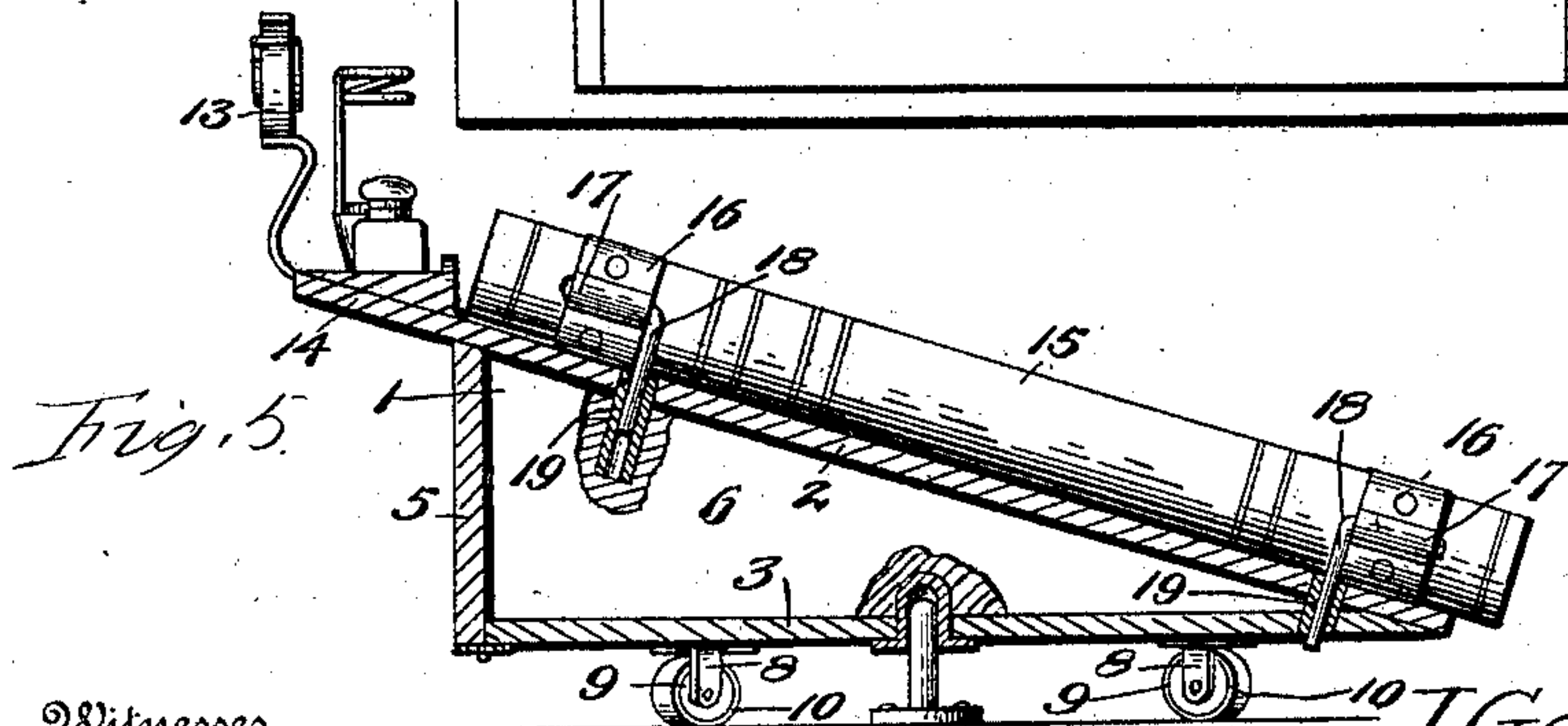
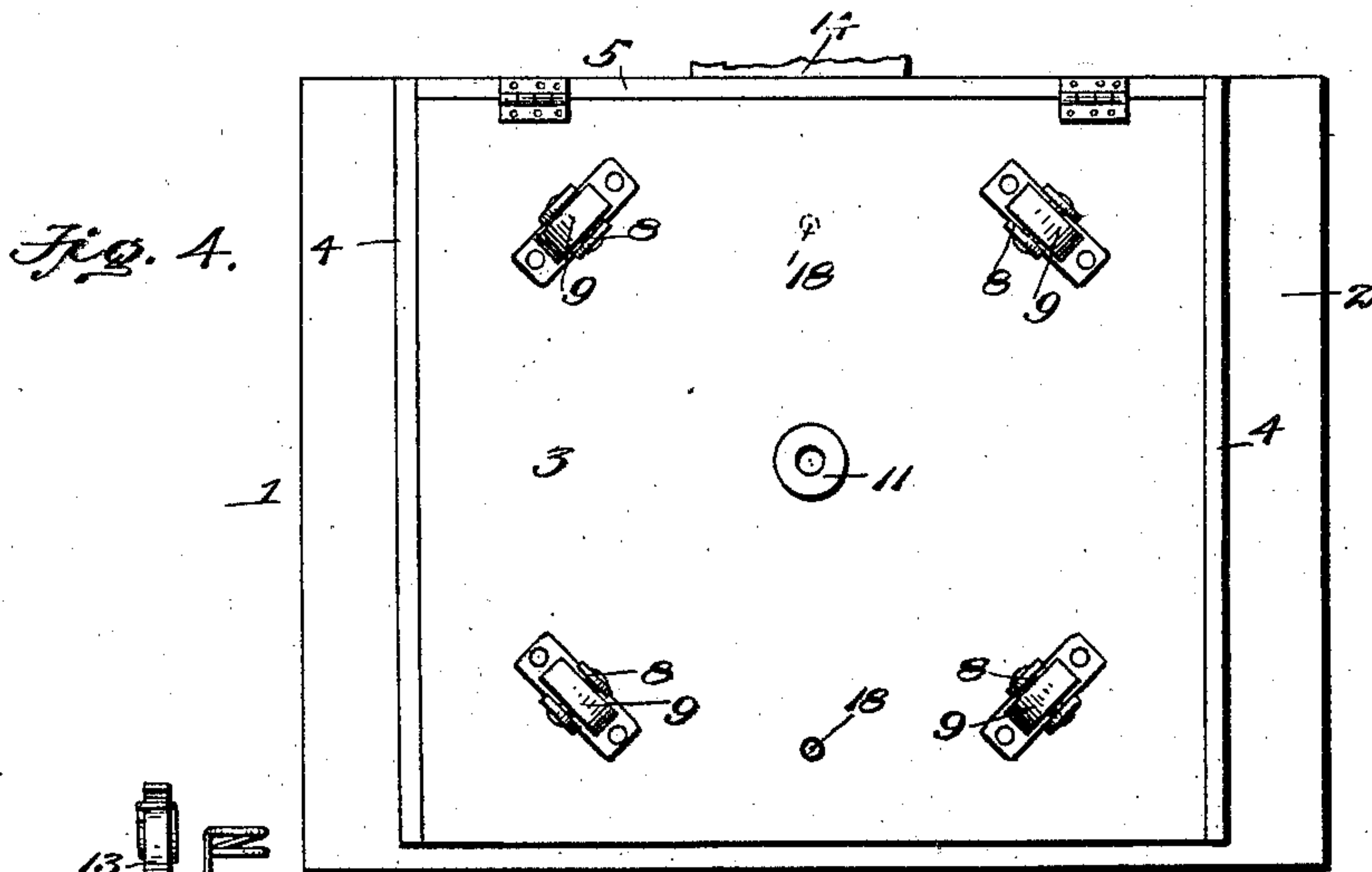
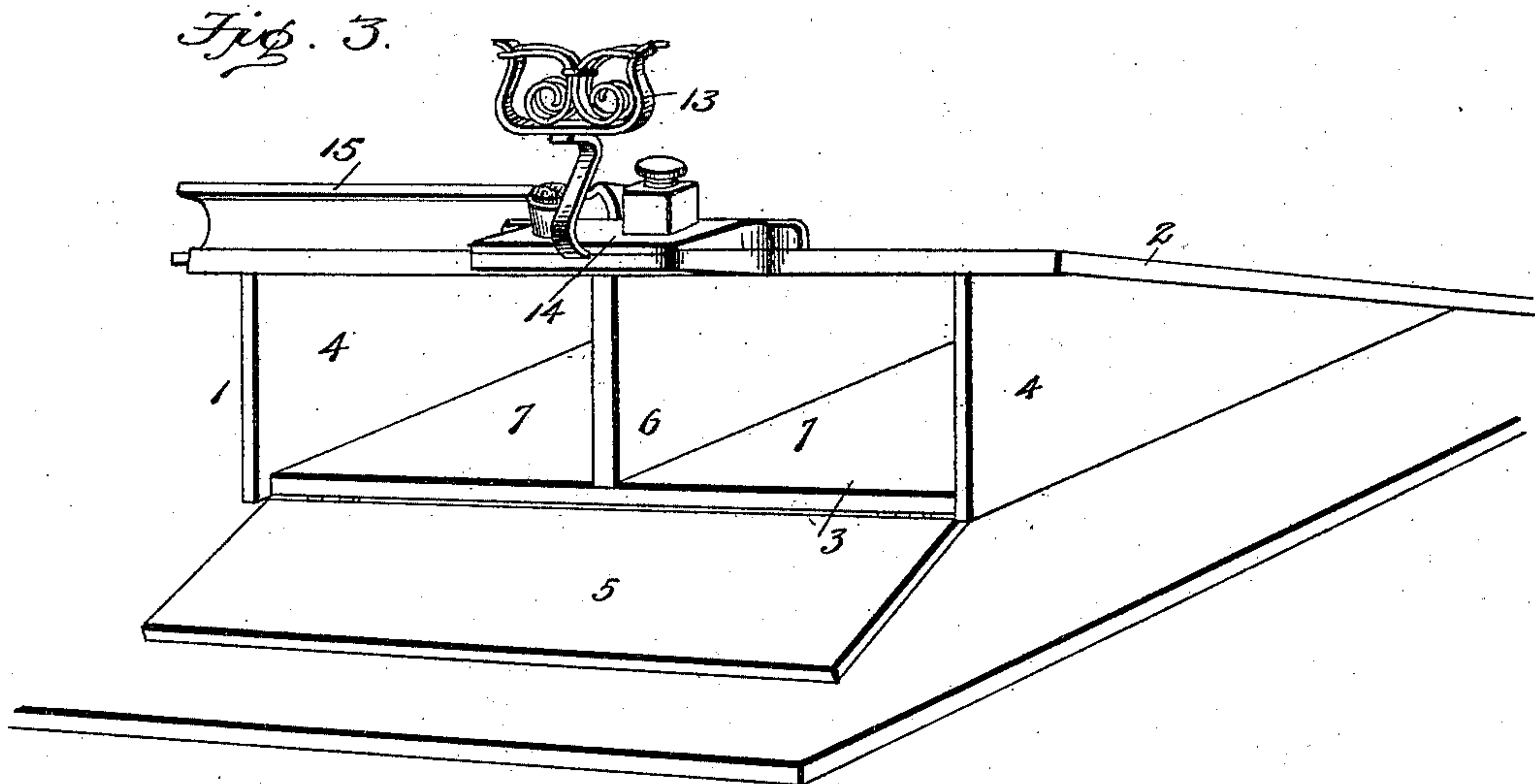
Patented June 13, 1899.

J. G. A. WUNDER.
HOTEL REGISTER.

(Application filed Nov. 22, 1898.)

(No Model.)

2 Sheets—Sheet 2.



Witnesses
C. E. Hunt
J. G. A. Wunder

J. G. A. Wunder
by *A. B. Wilson & Co*

Inventor

Attorneys

UNITED STATES PATENT OFFICE.

JOHN GUSTAV ADOLF WUNDER, OF DAVENPORT, IOWA.

HOTEL-REGISTER.

SPECIFICATION forming part of Letters Patent No. 627,036, dated June 13, 1899.

Application filed November 22, 1898. Serial No. 697,135. (No model.)

To all whom it may concern:

Be it known that I, JOHN GUSTAV ADOLF WUNDER, a citizen of the United States, residing at Davenport, in the county of Scott and State of Iowa, have invented certain new and useful Improvements in Hotel-Registers and Desks Therefor; and I do declare the following to be a full, clear, and exact description of the invention, such as will enable others skilled in the art to which it appertains to make and use the same.

The invention has relation to hotel-registers and desks therefor; and the object of the invention is to provide a registering-desk, the latter being capable of turning on a central pivot, whereby it may be the more easily presented to the traveler, and the register being so engaged with the desk that it will not slip off or become displaced and will be capable of being folded and at the same time will be capable of being opened or closed at will.

With these objects in view the invention consists in certain features of construction and combination of parts, which will be hereinafter more fully described, and particularly pointed out in the appended claim.

In the drawings, Figure 1 is a perspective view of my improved desk, showing it supported upon a table and the register open. Fig. 2 is a similar view, the register being closed. Fig. 3 is a similar view looking at the rear of the desk, showing the compartments for containing stationery and such articles to be used at the desk. Fig. 4 is a bottom plan view of the desk. Fig. 5 is a longitudinal sectional view.

In said drawings, 1 denotes the desk, which consists of the inclined top 2, the horizontal bottom 3, the side pieces 4, and the hinged back piece 5, and the partition 6 to form compartments 7. Secured to the under side of this desk in suitable bearings 8 are rollers 9, having elastic rims 10. 11 denotes a metallic socket secured to the under side of the

desk to receive a pivot-post 12, which may be secured to the counter in the hotel or to a base-board placed upon the counter, as may be desired.

13 denotes the pen and card rack, and 14 denotes a tray for the reception of ink-wells, mucilage-bottles, &c. 15 denotes the hotel-register, having secured to its back straps 16, formed with vertical eyes 17. To attach the register to the desk, so that the register may be opened or closed as desired and at the same time be prevented from slipping off the desk, I employ hooks 18, the bent ends of which project in opposite directions and engage the eyes 17 on the back of the book, while the stems project through metal-lined apertures 19 in the top of the desk and have a free and sliding movement in the said apertures, so that when the book is closed in the position shown in Fig. 2 the stems, by reason of sliding upwardly, will not tear the cover or back from the book.

It will be understood that various changes in the form, proportion, and the minor details of construction may be resorted to without departing from the spirit or sacrificing any of the advantages of this invention.

Having thus described my invention, what I claim, and desire to secure by Letters Patent, is—

The combination with a revolving desk having holes in its top, of a register having eyes secured into its back and hooks engaging said eyes and having their stems projecting through the holes in the top of the desk and having a sliding engagement in said holes, substantially as set forth.

In testimony whereof I have hereunto set my hand in presence of two subscribing witnesses.

JOHN GUSTAV ADOLF WUNDER.

Witnesses:

WM. J. WUNDER,
JAMES SEAMAN.