

No. 622,862.

Patented Apr. 11, 1899.

C. E. PIERCE.

HANDLE ATTACHMENT FOR JARS OR BOTTLES.

(Application filed June 30, 1898.)

(No Model.)

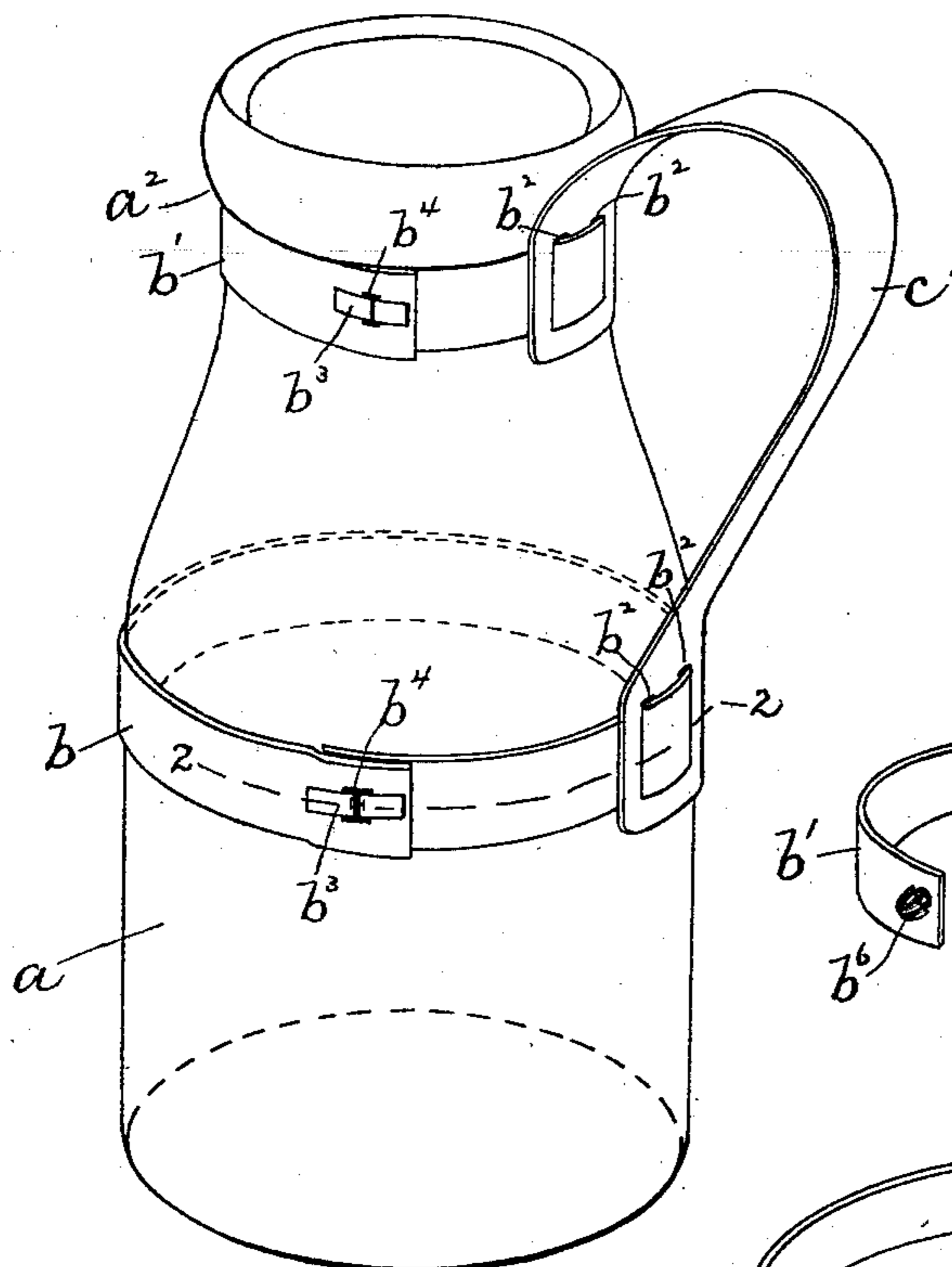


FIG. 1.

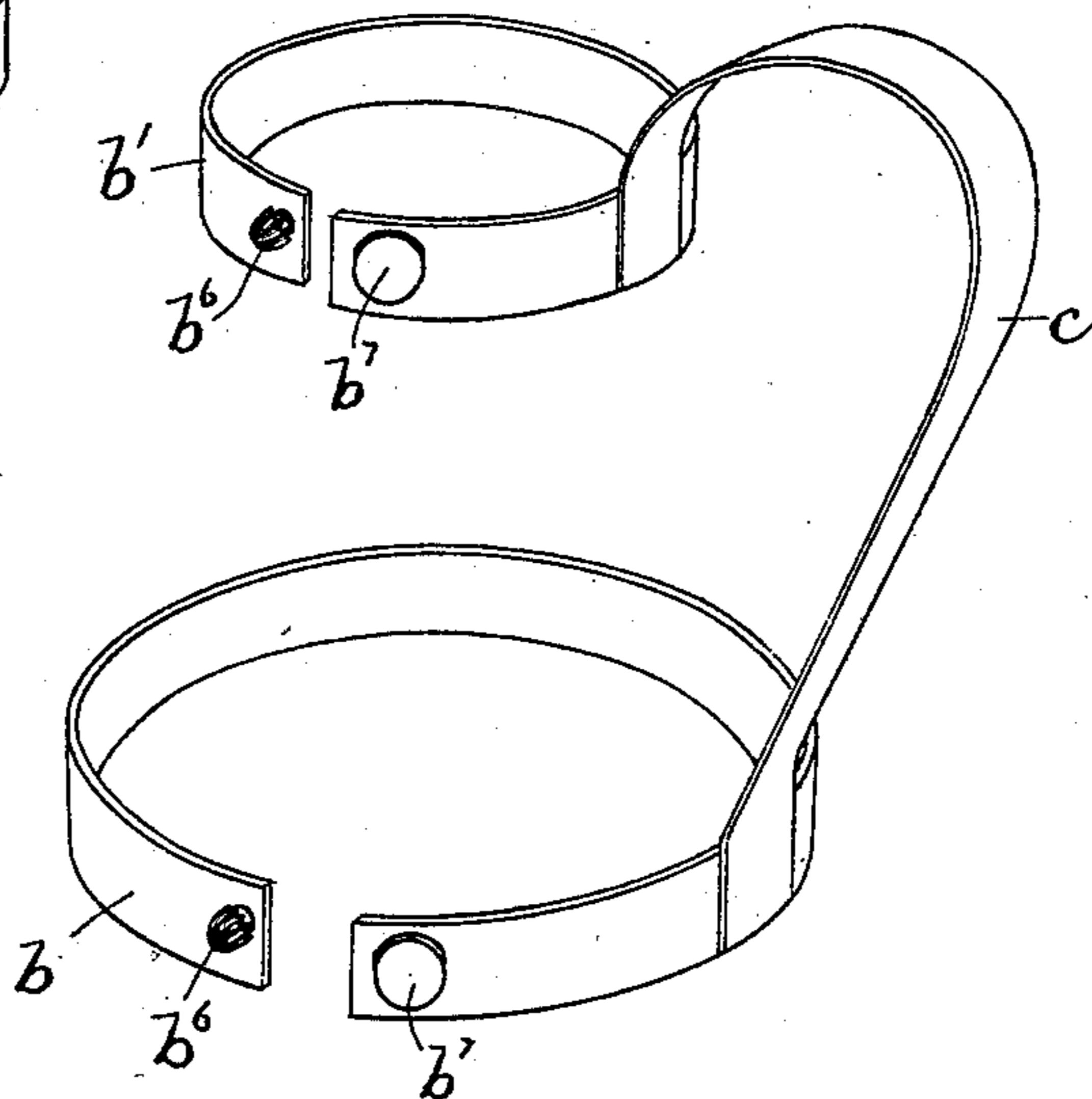


FIG. 3.

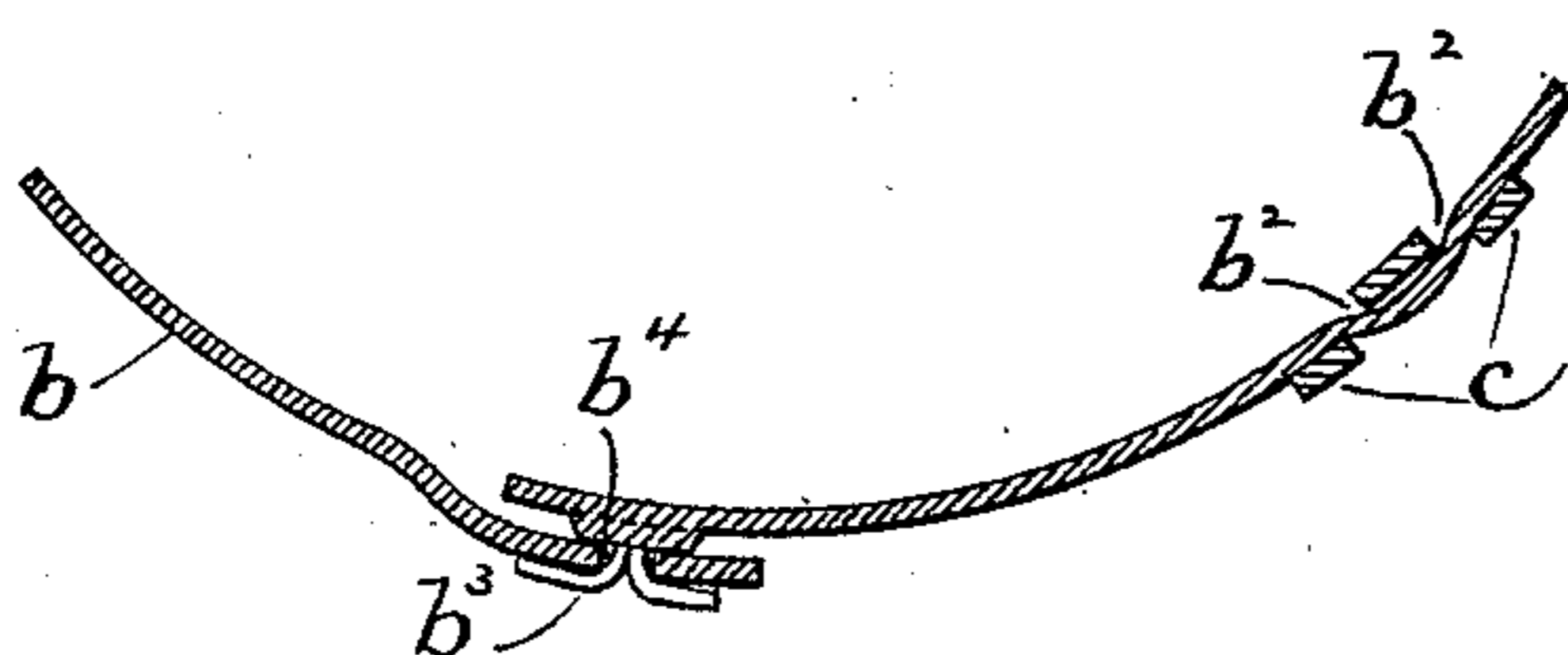


FIG. 2.

WITNESSES.

A. D. Harrison.

Peter K. Pizzetti.

INVENTOR.

C. E. Pierce

by Knight, Brown & Quincy
attys.

UNITED STATES PATENT OFFICE.

CHARLES E. PIERCE, OF CAMBRIDGE, MASSACHUSETTS.

HANDLE ATTACHMENT FOR JARS OR BOTTLES.

SPECIFICATION forming part of Letters Patent No. 622,862, dated April 11, 1899.

Application filed June 30, 1898. Serial No. 684,813. (No model.)

To all whom it may concern:

Be it known that I, CHARLES E. PIERCE, of Cambridge, in the county of Middlesex and State of Massachusetts, have invented certain new and useful Improvements in Handle Attachments for Jars or Bottles, of which the following is a specification.

This invention has for its object to provide an improved handle attachment for bottles, jars, and like utensils, capable of ready attachment to and removal from the article.

The invention consists in the novel features of construction and arrangement, which I shall now proceed to describe and claim.

Of the accompanying drawings, forming a part of this specification, Figure 1 represents a perspective view showing my invention as applied to a jar of the ordinary cream-jar style. Fig. 2 represents a section on line 2 2 of Fig. 1. Fig. 3 represents a perspective view showing a modification.

The same letters of reference indicate the same parts in all the figures.

Referring to the drawings, *a* represents a jar or bottle, which may be of any suitable form.

b b' represent two jar-encircling bands, the upper one surrounding the neck of the jar below the rim or bead *a'*, formed at the mouth thereof, and the other surrounding the middle of the jar.

c is a handle connected with the two bands. The ends of the bands are detachably united according to my invention, two methods of uniting them being shown in the drawings for the sake of illustration. In Fig. 1 one end of each band is represented as provided with a fastener *b'*, similar to the ordinary paper-fastener known as the "McGill" fastener, and consisting of a strip of metal bent to form a head and two flexible legs or points. The head of the fastener is soldered to one end of the bands and its points project outwardly and are adapted to be inserted through an aperture *b*, formed in the other end of the band and then turned over, as represented in Fig. 1, to secure the ends of the band together. In Fig. 3 the means represented consist of

snap-fasteners, such as employed for gloves, one member *b'* of the fastener being attached to one end of the band and the other member *b* being attached to the other end of the band. This form of handle attachment is applied by placing the bands in position around the jar or bottle and then snapping the fasteners together to unite the ends of the bands.

The handle *c* (represented in Fig. 3) is attached at its ends to the two bands *b b'* by means of permanent solder-joints. In Fig. 1 the handle is represented as removably attached to the two bands. For this purpose slots *b' b'* are formed in the ends of the handle *c* and the bands *b b'* are passed through these slots, as shown in Fig. 2.

By means of my invention I provide an improved handle attachment which may be employed to lift and carry bottles or jars of various descriptions and which may be readily removed when such removal becomes necessary or desirable, as in cleansing the jar or bottle.

I do not confine myself to the means here shown and described for detachably connecting the ends of the bands, and may use any other suitable means.

Having thus explained the nature of my invention and described the manner of making and using the same, although without having attempted to set forth all the forms in which it may be made or all the modes of its use, I declare that what I claim is—

1. A handle attachment for jars and the like, comprising a handle *c*, two jar-encircling bands attached thereto, and means for separably uniting the ends of one or both of said bands.

2. A handle attachment for jars and the like, comprising a handle *c*, two jar-encircling bands separably attached thereto, and means for separably uniting the ends of one or both of said bands.

3. A handle attachment for jars and the like, comprising a handle *c*, and two jar-encircling bands separably attached thereto.

4. A handle attachment for jars and the

like, comprising a handle, two jar-encircling
bands attached thereto, and a fastener or
fasteners secured to one or both of said bands
and adapted to separably unite the ends
5 thereof.

5. A handle attachment for jars and the
like, comprising a handle having slotted ends,
two jar-encircling bands interlaced with said
ends substantially as set forth, and means for

separably uniting the ends of one or both of 10
said bands.

In testimony whereof I have affixed my sig-
nature in presence of two witnesses.

CHARLES E. PIERCE.

Witnesses:

A. D. HARRISON,

PETER W. PEZZETTI.