

No. 622,571.

Patented Apr. 4, 1899.

M. WALD.  
WAISTBAND FOR TROUSERS.

(Application filed Apr. 25, 1898.)

(No Model.)

FIG. 1.

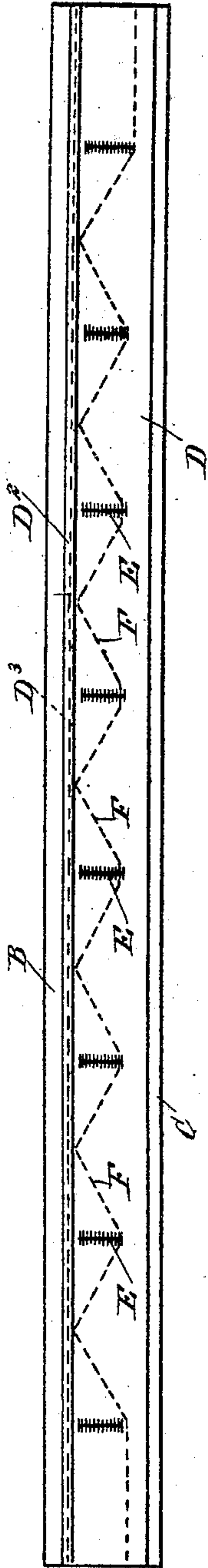


FIG. 2.

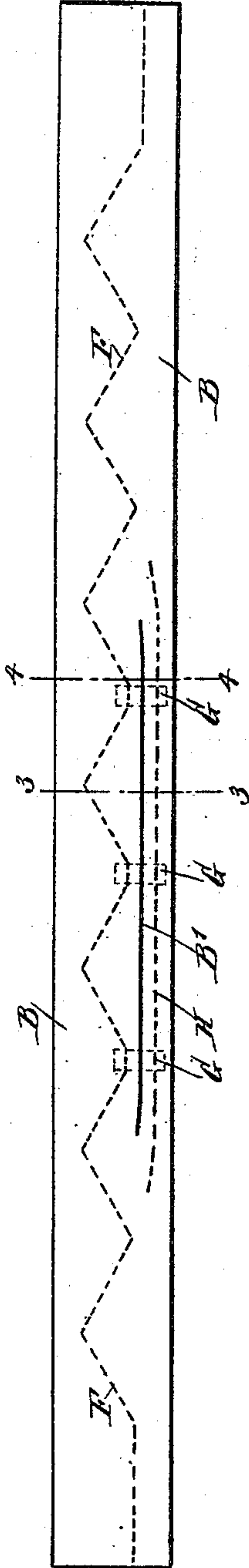


FIG. 3.

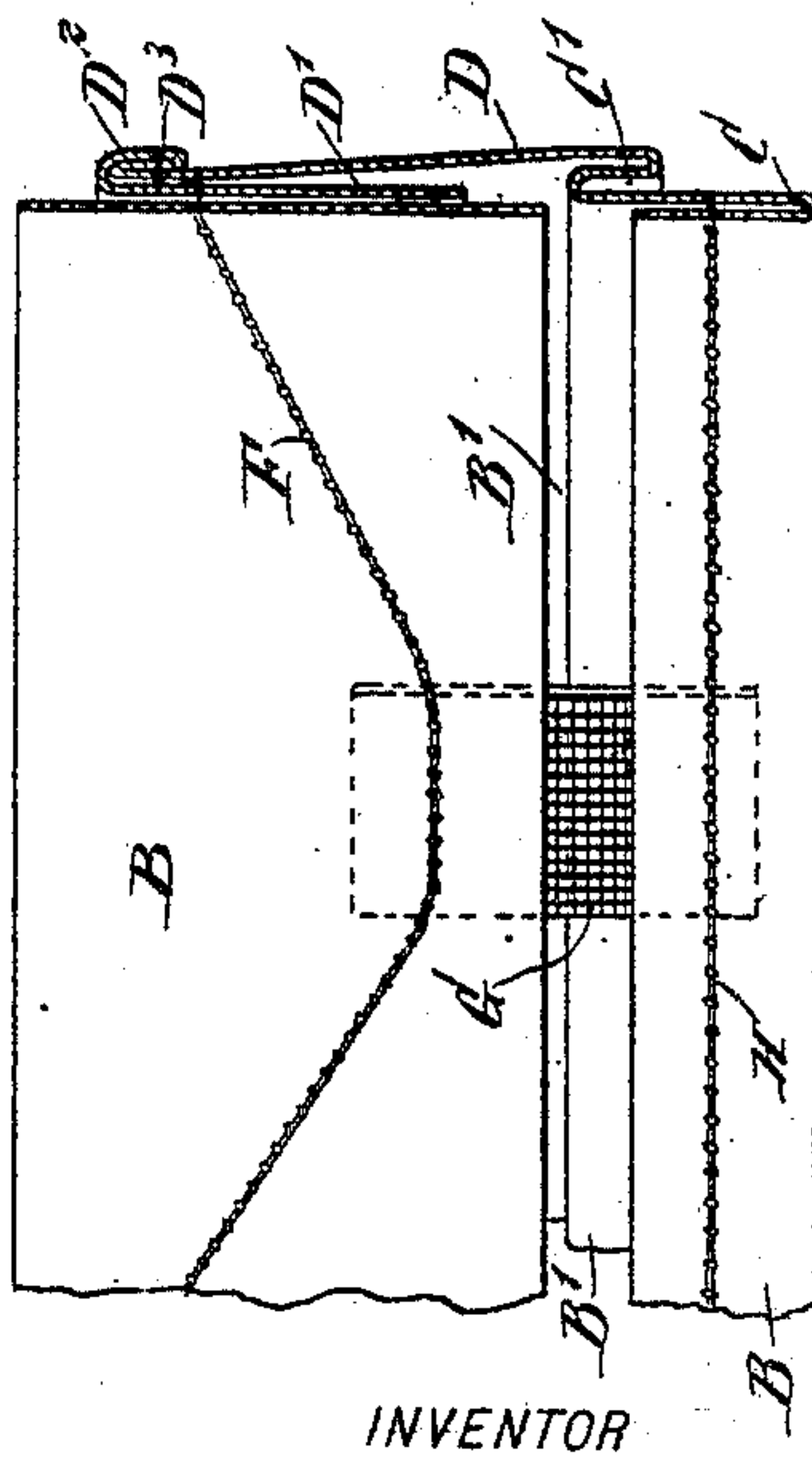


FIG. 4.

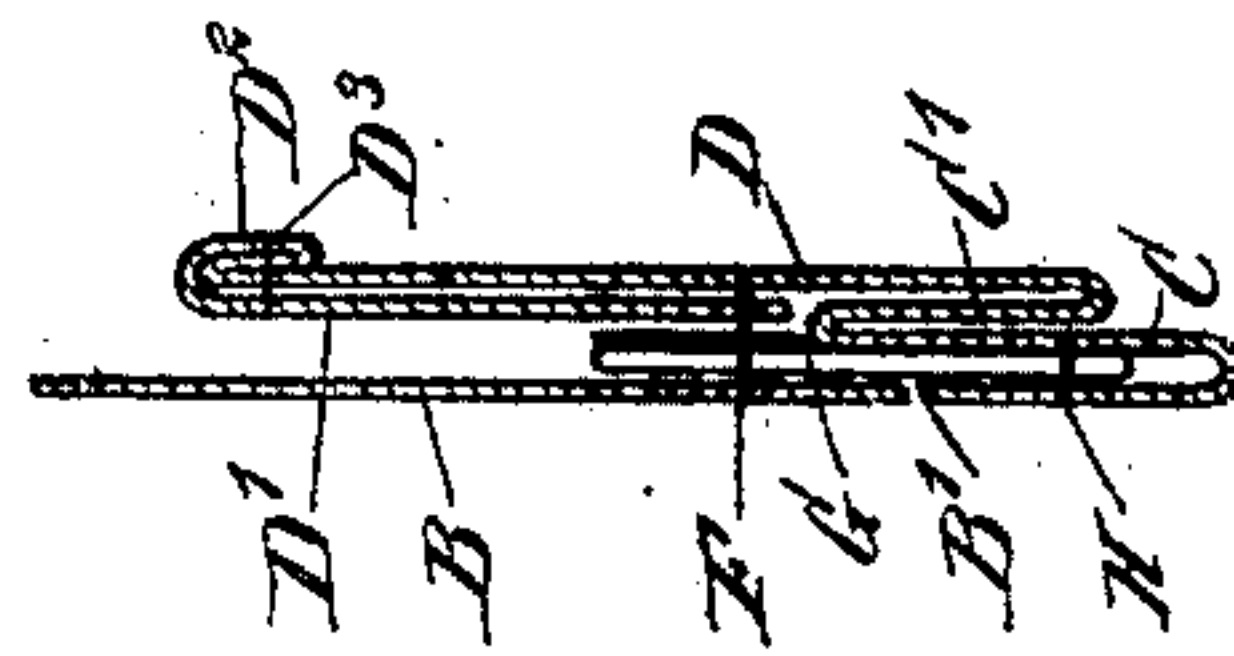



FIG. 5.



WITNESSES:

Donn Twitchell  
Rev. J. H. Hester

INVENTOR

M. Wald.

BY

ATTORNEYS.



# UNITED STATES PATENT OFFICE.

MAX WALD, OF NEW YORK, N. Y.

## WAISTBAND FOR TROUSERS.

SPECIFICATION forming part of Letters Patent No. 622,571, dated April 4, 1899.

Application filed April 25, 1898. Serial No. 678,745. (No specimens.)

*To all whom it may concern:*

Be it known that I, MAX WALD, of the city of New York, borough of Manhattan, in the county and State of New York, have invented  
5 a new and Improved Waistband for Trousers, of which the following is a full, clear, and exact description.

The invention relates to waistbands for use on boys' knee-pants for supporting the same from the waist; and the object of the invention is to provide a new and improved waistband which is simple and durable in construction, arranged for convenient attachment to a garment, and capable of stretching  
15 at or near the back where the strain is the greatest.

The invention consists of novel features and parts and combinations of the same, as will be described hereinafter and then pointed  
20 out in the claim.

Reference is to be had to the accompanying drawings, forming a part of this specification, in which similar characters of reference indicate corresponding parts in all the figures.

25 Figure 1 is a face view of the improvement. Fig. 2 is a rear view of the same. Fig. 3 is an enlarged sectional perspective view of the improvement in a partly-stretched position, the section being taken on the line 3 3 of Fig. 2. Fig. 4 is a transverse section of the improvement on the line 4 4 of Fig. 2, and Fig. 5 is a face view of part of the blank for forming the waistband.

The improved waistband is made from a single blank A of a suitable fabric material cut to the desired length and width, the blank being folded to form a lining B, adapted to be secured at its upper edge to a garment in the usual manner. The lower end of the lining B continues into an upwardly-extending  
35 folded member C, terminating in a downwardly-extending member C', both members C and C' forming a fold for connecting the lower edge of the lining B with the lower edge  
40 of the button-flap D, extending in front of the lining B, as is plainly shown in Fig. 1.

The upper end of the button-flap D is doubled up, as at D', and the doubled-up portion is folded over at the top edge at D<sup>2</sup> and the  
50 four thicknesses are sewed together by a row of stitches D<sup>3</sup>, which greatly reinforces and strengthens the upper edge of the button-

flap. Buttonholes E are formed in the doubled-up part of the button-flap D D' and are spaced a suitable distance apart, a row of  
55 stitches F being arranged in a zigzag line from the bottom ends of the buttonholes along and through both the lining and the button-flap D D', as is plainly indicated in the drawings. The row of stitches F also pass through  
60 the upper ends of elastic pieces G, arranged in alinement with some of the buttonholes E at or near the middle portion of the waistband, as plainly indicated in Fig. 2, each elastic piece extending across a longitudinal slit B',  
65 formed in the middle portion of the lining B, as is plainly indicated in Figs. 2, 3, and 4. The lower end of each elastic piece G is secured by a row of stitches H between the lower part of the lining B and the member C  
70 of the fold, which member is thus also secured to the lower part of the lining for a distance approximately somewhat greater than the length of the slit B'. (See Fig. 2.)

Now it is evident that by having the row of  
75 stitches F in the manner described convenient access is had to each buttonhole E between the lining and the flap D to fasten the waistband to the buttons on the waist and at the same time an elastic connection is made  
80 at some of the buttonholes between the flap D and the lining by the elastic pieces G. When a strain is exerted on the button-flap D, at or near the middle thereof, then the elastic pieces G will take up such strain by  
85 stretching, as the members C C' of the fold intermediate said button-flap and lining readily open, as plainly indicated in Fig. 3, thus preventing the band from tearing.

It is evident that by making the waistband  
90 from a single blank of a fabric material to form both the lining and the button-flap the waistband is more durable and can be cheaply manufactured, it being only necessary to insert the elastic pieces at the proper places  
95 and to sew the various parts, as above described.

Having thus fully described my invention, I claim as new and desire to secure by Letters Patent—

100 A waistband formed of a strip of material having an outer layer extending from the top to the bottom of the strip, the upper edge of said outer layer being formed by one of the

longitudinal edges of the strip, and said outer layer having a longitudinal slit for a portion of its length, the material being bent upward from the lower edge of the outer layer, forming a second layer extending on the inner face of the outer layer, the material further having a downward fold extending from the upper end of said second layer, an inner layer extending from the bottom of said fold to the upper edge of the band and provided with buttonholes, a downward fold extending from the upper end of the inner layer on the outer face thereof, the lower edge of said fold being formed by the other longitudinal edge of the strip, and pieces of elastic material secured at the slitted portion of the outer layer between said outer layer, the fold extending downward from the upper end of the inner layer, and the layer extending upward from the bottom of the outer layer.

MAX WALD.

Witnesses:

THEO. G. HOSTER,  
EVERARD BOLTON MARSHALL.