

No. 622,263.

Patented Apr. 4, 1899.

J. F. PRITCHARD & H. H. MILLER.

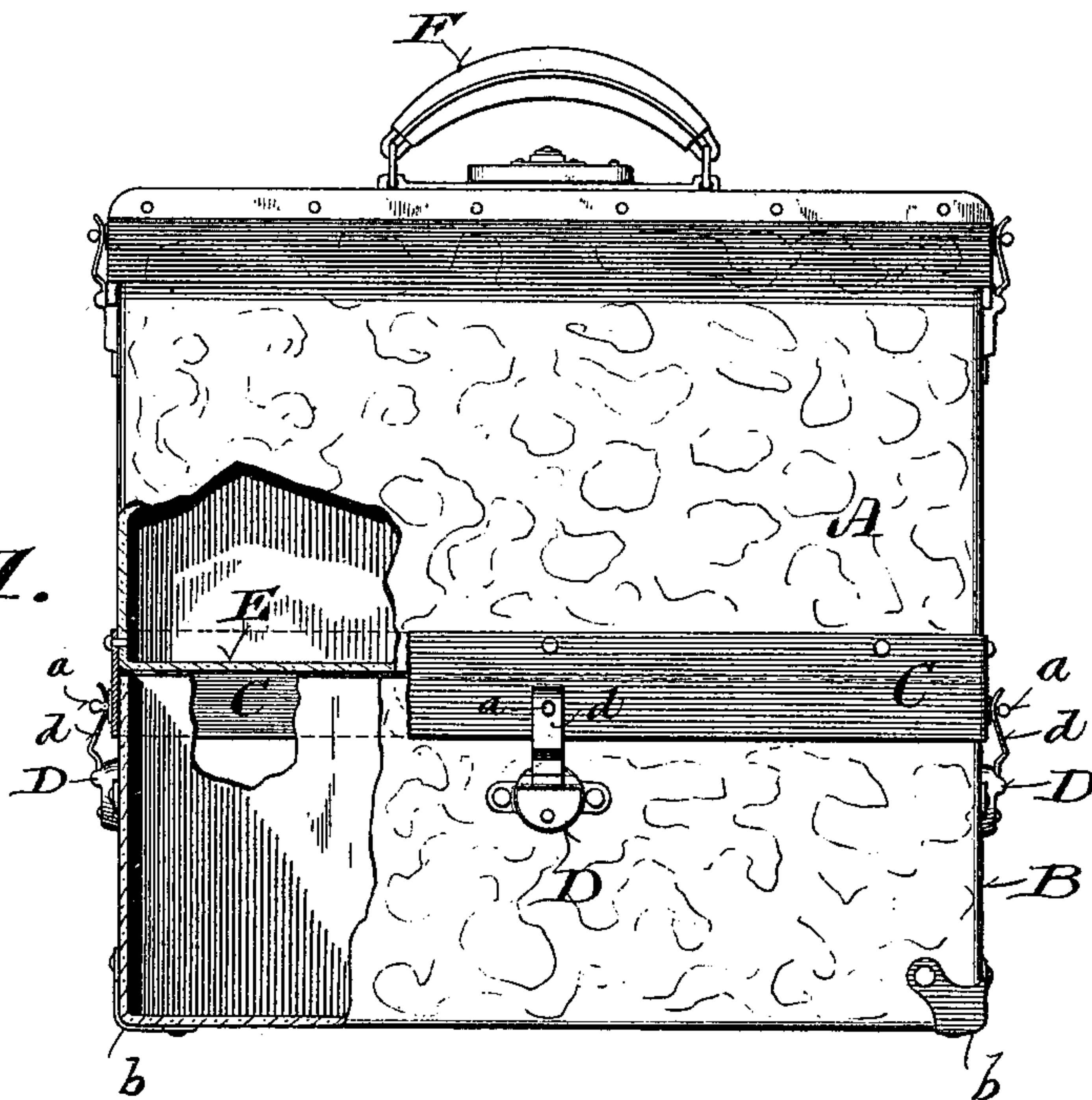
TRAVELING BAG, &c.

(Application filed Mar. 14, 1898.)

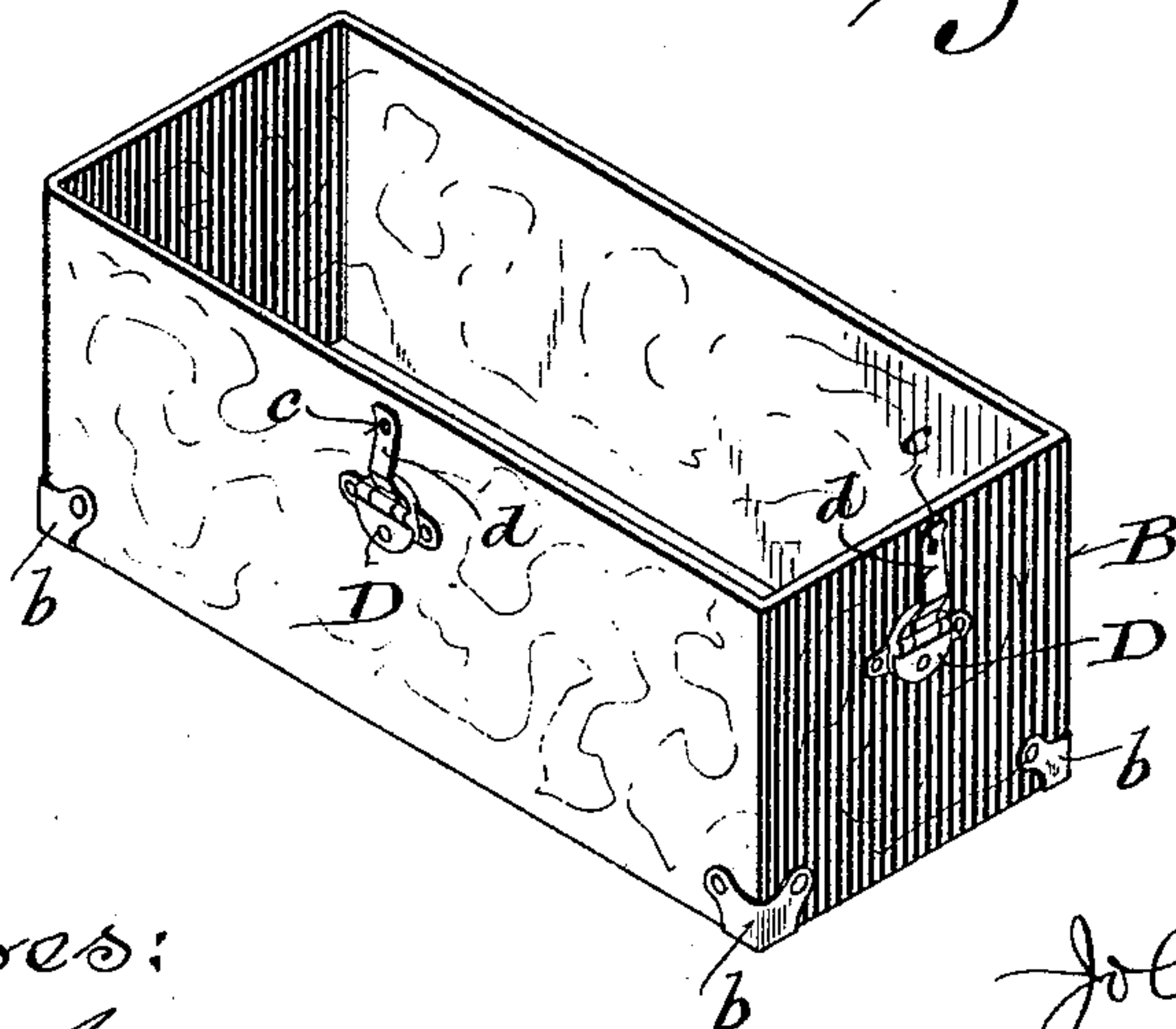
(No Model.)

2 Sheets—Sheet 1

*Fig. 1.*



*Fig. 2.*



Witnesses:  
Geo. W. Loring,  
W. S. Underwood.

Inventors:  
John F. Pritchard  
Harmon H. Miller  
By H. G. Underwood  
Attorney

No. 622,263.

Patented Apr. 4, 1899.

J. F. PRITCHARD & H. H. MILLER.

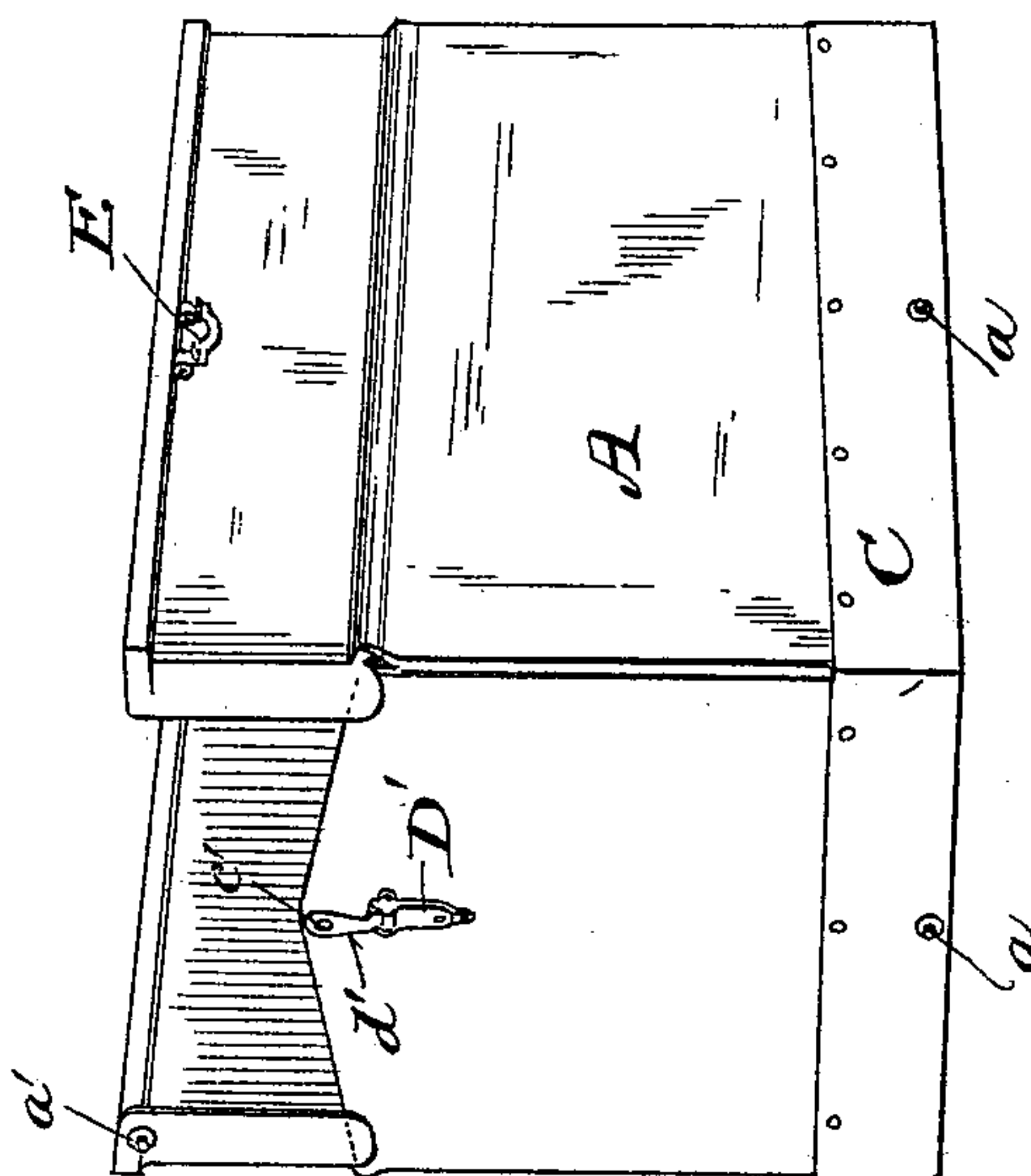
TRAVELING BAG, &c.

(Application filed Mar. 14, 1898.)

(No Model.)

2 Sheets—Sheet 2.

Fig. 3.



Witnesses:  
Geo. W. Young  
B. C. Roloff

Inventors:  
John F. Pritchard,  
Harmon H. Miller.  
By H. G. Underwood  
Attorneys



# UNITED STATES PATENT OFFICE.

JOHN F. PRITCHARD, OF MANITOWOC, WISCONSIN, AND HARMON H. MILLER, OF CHICAGO, ILLINOIS.

## TRAVELING-BAG, &c.

SPECIFICATION forming part of Letters Patent No. 622,263, dated April 4, 1899.

Application filed March 14, 1898. Serial No. 673,698. (No model.)

*To all whom it may concern:*

Be it known that we, JOHN F. PRITCHARD, of Manitowoc, in the county of Manitowoc and State of Wisconsin, and HARMON H. MILLER, of Chicago, in the county of Cook and State of Illinois, citizens of the United States, have invented certain new and useful Improvements in Traveling-Bags and Analogous Articles; and we do hereby declare that the following is a full, clear, and exact description thereof.

Our invention relates to traveling-bags and similar articles; and it consists in certain peculiarities of construction and combination of parts, as will be fully set forth hereinafter and subsequently claimed.

In the drawings, Figure 1 is a view in side elevation of a device embodying our said invention, parts being broken away to better illustrate certain details of construction. Fig. 2 is a perspective view of the lower part of our said device detached. Fig. 3 is a perspective view of the upper part of our said device detached and open.

The object of our present invention is the construction of a traveling-bag, satchel, sample-case, or like article in two parts separable from each other and united in such manner that while access to the upper part may be had in the ordinary way the lower part shall preferably be incapable of being opened without actual detachment, the said upper part further constituting the cover or closure of said lower part, the latter having no handles or means of convenient transportation independent of said upper part.

Referring to the drawings, A represents the upper part, and B the lower part, of the said device. C is a valance or border extending all around the lower edge of said upper part A and adapted to embrace the upper edge of the part B when the two parts are put together. This lower part B is in effect an open-topped box having lower exterior corner-pieces *b b* and a series of fastening devices comprising housings D D, secured, preferably, at the vertical centers of the sides and ends of the said part B, said housings having spring-tongues *d d* hinged thereto, these tongues being formed with perforations *c c* through the

free ends thereof to engage with pins *a a*, projecting from the valance or border C of the part A.

E represents the bottom of the part A and is preferably solid, as shown, and adapted to rest on the top edge of the part B and close the latter, lateral displacement of the two parts being prevented by the described valance or border C and accidental separation by the described spring-tongues *d* and pins *a*.

The upper part A may be of any ordinary or preferred construction above the valance or border C and is conveniently provided with regular valise-handles, as shown at F. The top of the said upper part has an upper longitudinal hinged opening, as best shown in Fig. 3, and is provided with suitable fastening devices, including the lock, (shown in Fig. 1,) beneath the handle F, and the keeper E, (shown in Fig. 3,) in addition to which one of the hinged top parts has a pin *a'* at each end for engagement, when the said top is closed, with the perforations *c'* in the spring-tongues *d'* of housings D', secured to the upper portions of the ends of said upper part A, as shown in Fig. 3, these housings being identical in all essential respects with the housings D, attached to the lower part B and just described and the perforated spring-tongues *d'* being likewise identical with the tongues *d* of the said lower housings.

With our device articles or goods to which access is required only at stated or infrequent intervals are preferably accommodated in the lower part B, while the upper part A is especially designed to hold such articles as are most frequently needed in traveling, such as brushes, combs, and other toilet articles. In this way the lower part need only be opened at a journey's end or when a change of clothing is desired, if, for example, shirts, collars, and other articles of apparel be kept therein, and thus these articles are kept clean and neat, instead of being subjected to handling every time the bag is opened for some article of frequent use. Again, the lower part B might be fitted up as a sample-case, for example, and the upper part A used for articles of clothing or toilet needed by the traveler.



while *en route* from one place to another, and hence we do not limit ourselves to the exact shape or relative size of the two compartments, as the same may be varied in any given case, or locking devices may be combined with the fastening means *a d* for greater security in any instance, as desired, without departing from the spirit of our invention.

Another advantage of our said device is its adaptability for use by physicians and surgeons called upon to travel at short notice, as the lower part B may be fitted with trays containing surgical instruments or with the usual divisions of a physician's traveling-case, while the upper part may contain articles of clothing and toilet, as before mentioned, or may contain bandages, absorbent cotton, anesthetics, and the like.

Having thus described our invention, what we claim as new, and desire to secure by Letters Patent, is—

1. A traveling-bag or analogous article, made in two separable parts, the bottom of the upper part forming the cover or closure of the lower part, and the top of the upper part having an upper longitudinal hinged opening, provided with suitable fastening devices, combined with pins or keepers arranged at intervals adjacent to the meeting edge of one part, and spring fastening devices arranged at corresponding intervals adjacent to the meeting edge of the other part, for pre-

venting the accidental separation of said two parts, in use.

2. A traveling-bag, or analogous article, made in two separable parts, the bottom of the upper part forming the cover or closure of the lower part, combined with a depending valance or border on the lower portion of the upper part to prevent lateral displacement of said two parts, a series of laterally-extending pins projecting from said valance, a series of housings secured to the lower part in line with said pins, and a series of spring-tongues hinged to said housings, and having perforations through their free ends for engagement with said pins.

In testimony that we claim the foregoing we have hereunto set our hands, at Manitowoc, in the county of Manitowoc and State of Wisconsin, and at Milwaukee, in the county of Milwaukee, in said State of Wisconsin, respectively, each in the presence of two witnesses.

JOHN E. PRITCHARD.  
HARMON H. MILLER.

Witnesses to the signature of John F. Pritchard:

J. A. ROBERTS,  
HENRY MULHOLLAND.

Witnesses to the signature of H. H. Miller:

H. G. UNDERWOOD,  
B. C. ROLOFF.