

No. 620,317

Patented Feb. 28, 1899.

N. HATCH.
UNDERGARMENT.

(Application filed Jan. 3, 1898.)

(No Model.)

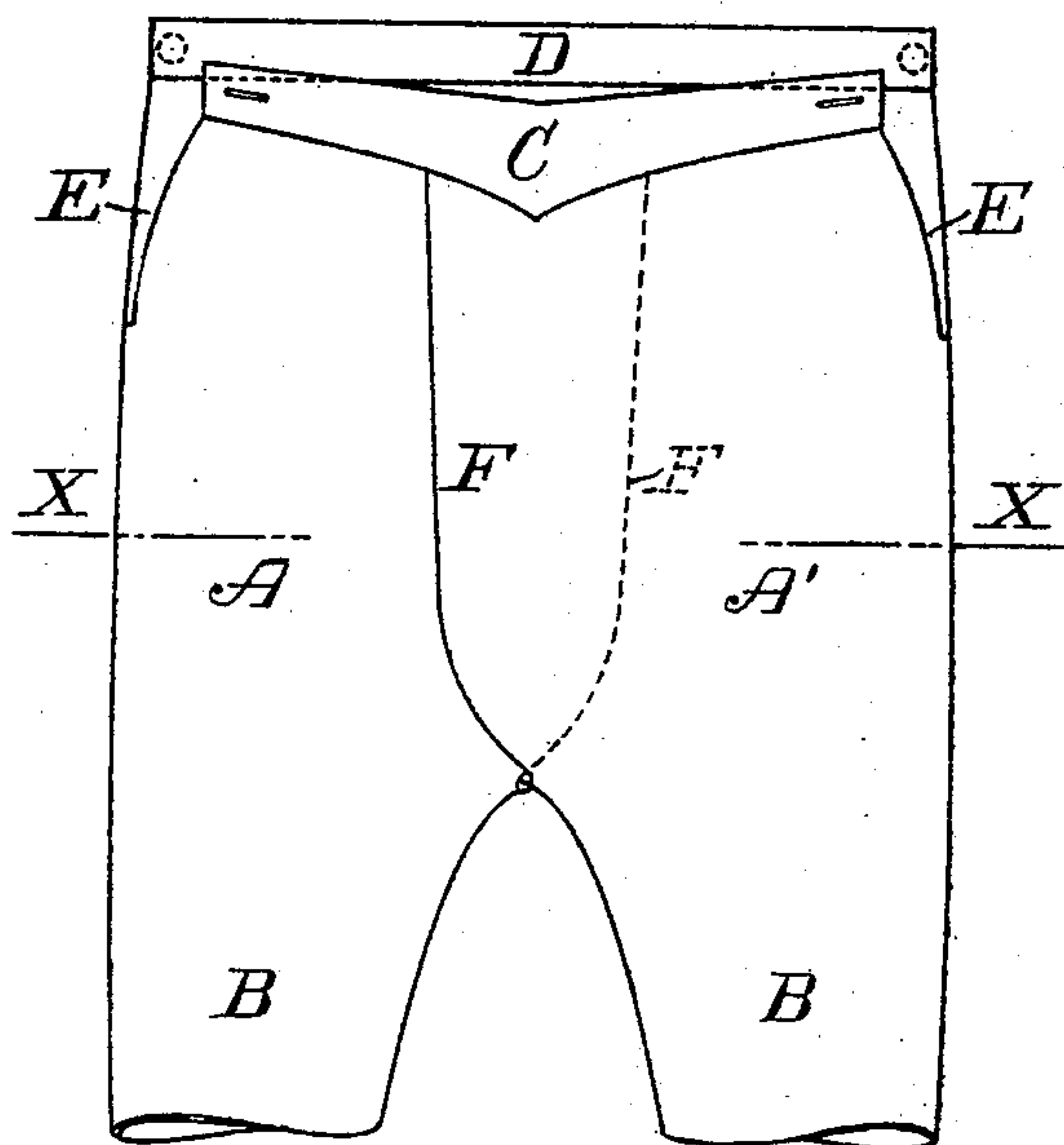


Fig. 1.

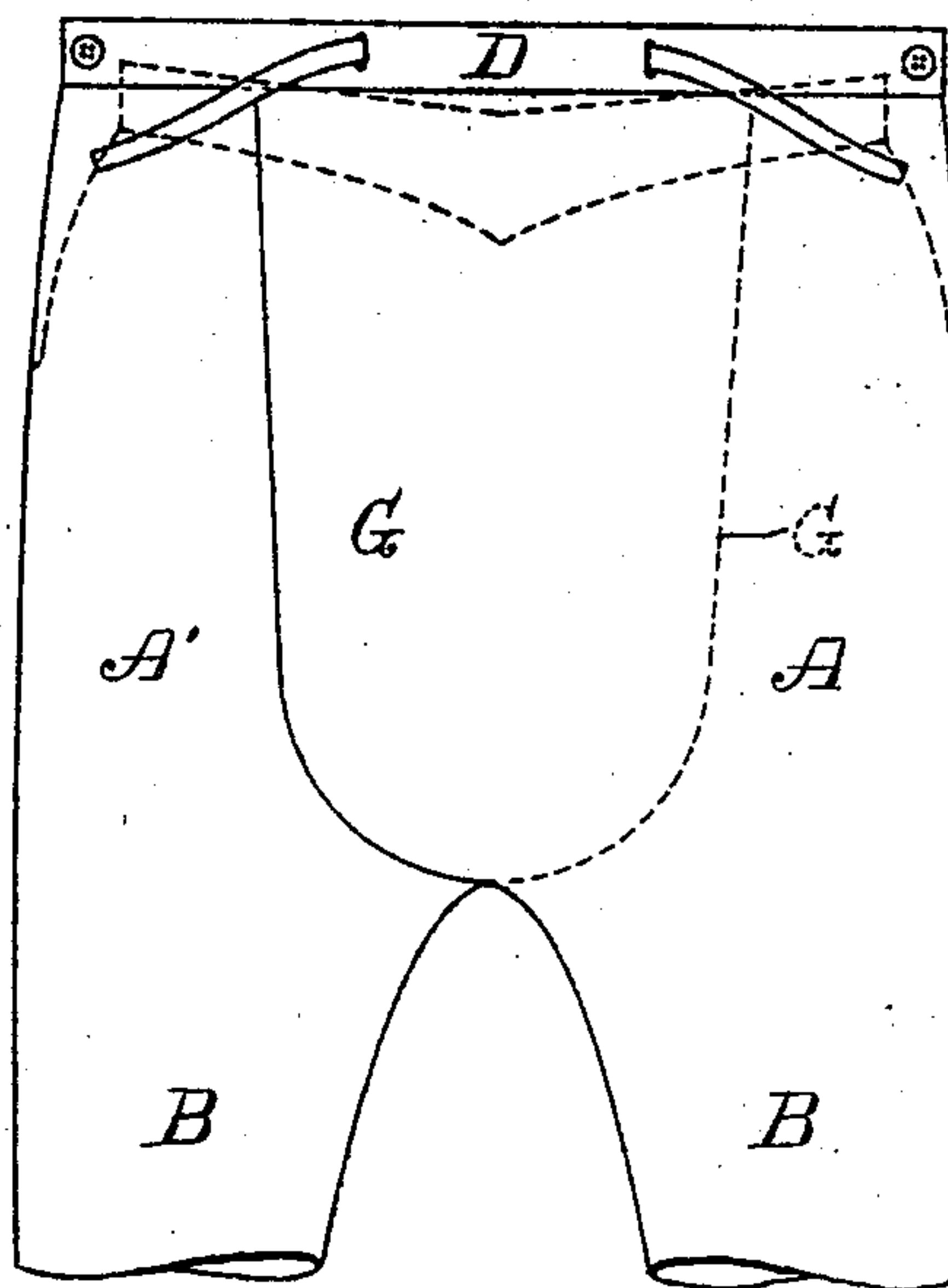


Fig. 2.

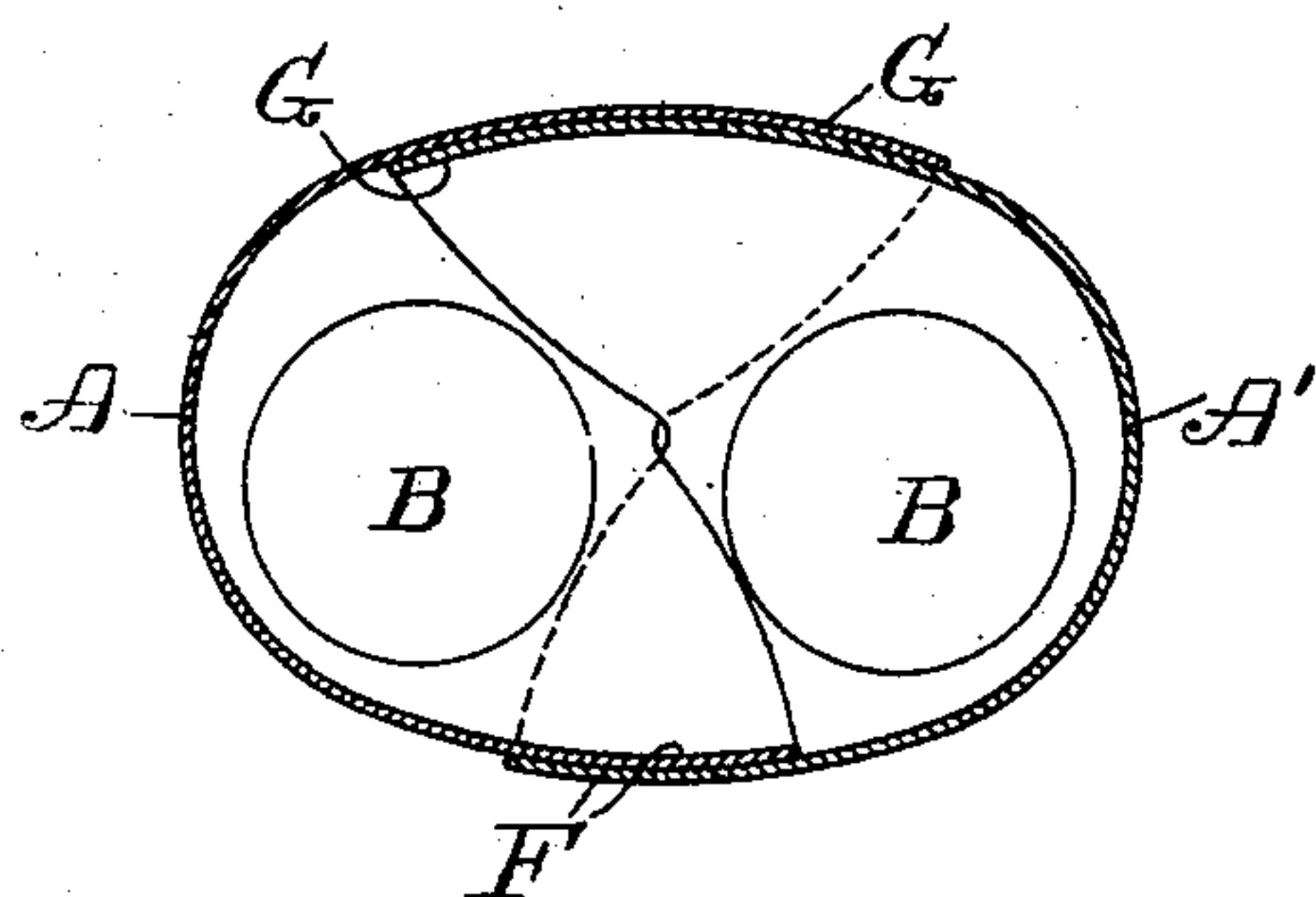


Fig. 3.

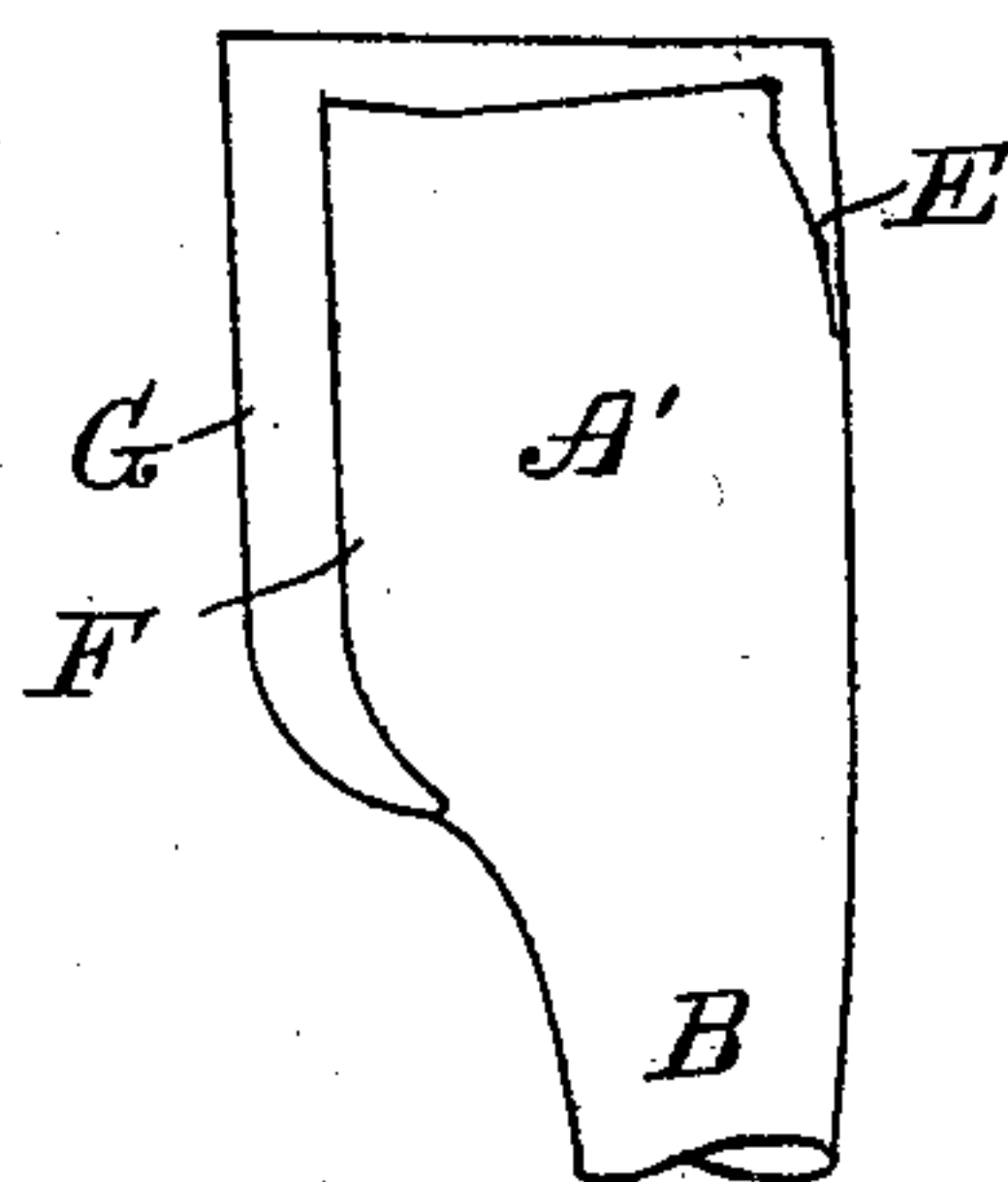


Fig. 4.

Witnesses:

J. W. Fisher.
E. Luddick

Inventor;
Nathan Hatch.
by William H. Low,
Attorney.

UNITED STATES PATENT OFFICE.

NATHAN HATCH, OF ALBANY, NEW YORK.

UNDERGARMENT.

SPECIFICATION forming part of Letters Patent No. 620,317, dated February 28, 1899.

Application filed January 3, 1898. Serial No. 665,266. (No model.)

To all whom it may concern:

Be it known that I, NATHAN HATCH, of Albany, in the county of Albany and State of New York, have invented new and useful
5 Improvements in Undergarments, of which the following is a specification.

My invention relates to certain improvements in undergarments for female wear; and it consists in constructing such garments
10 in the manner herein shown and described and particularly pointed out in the claim that forms part hereof.

As heretofore constructed the drawers for female wear have been open to the objection
15 that they did not afford proper protection to the organs that most needed protecting, thereby exposing the wearer to sudden changes of weather and the attendant diseases that follow in the wake of such changes, frequently
20 culminating in suffering and death; and the object of my invention is to remedy these faults of construction by providing this class of undergarments with facilities for closing the openings necessarily formed therein, but
25 leaving the garment in suitable condition to wear without discomfort. I attain this object by the means illustrated in the accompanying drawings, which form part of this specification and are herein referred to, and
30 in which—

Figure 1 is a front elevation of the upper portion of a pair of drawers embodying my invention; Fig. 2, a rear elevation of the same; Fig. 3, a transverse section at the line X X,
35 showing the drawers distended as while being worn; and Fig. 4, a front elevation, on a reduced scale, of a portion of one leg of the drawers before the waistband is attached thereto.

As represented in the drawings, A and A' designate the two body portions, which are formed separately, and each is provided with a leg form B of the usual shape, the front part of the two body portions being secured to a
45 front piece C, of non-elastic material, and the hinder part of said body portions being secured to a back piece D, also of non-elastic material, so that notwithstanding that said parts are secured together inseparably from
50 said front and back pieces the garment will be partable at the crotch in the usual man-

mer, and when the front piece C and back piece D are connected by any of the well-known means for attaching together such parts they form a continuous non-elastic
55 waistband for the garment; but it should be understood I do not limit myself to the precise means shown in the drawings for fastening the two parts of the waistband together. The front piece C is preferably made shorter
60 than the back piece D, the difference in the length being provided for the purpose of producing a fullness at the hip portions of the drawers. At the points of junction of the pieces C and D, at both sides of the drawers,
65 a slit or opening E is formed for the purpose of facilitating the operations of putting on and taking off the drawers. Each front part A and A' of the body portions is provided with a lappet F, which, starting from the
70 crotch of the drawers, extends upward to engage the front piece C, and in securing the body portions to the front piece C the upper end of said lappets will be secured so that
75 one lappet will overlap the other, but the other parts of them will be left free, so that the two lappets can be drawn apart; but normally the two lappets F will form a closure for the front of women's drawers, as shown in
80 Fig. 1.

The hinder part of each body portion A and A' is provided with a lappet G, that is preferably made wider than the lappet F, and the upper end of the lappets G is secured to the
85 back piece D, in the manner hereinbefore described in respect to securing the lappets F, in such manner that the upper portions of the lappets G will be retained in an overlapping condition, while their lower portions are
90 left free to be drawn apart.

It should be understood that while the lappets F and G normally form closures for the usual openings at the front and rear of the drawers said lappets by reason of the yielding of the parts to the change of posture of
95 the wearer will not form obstructions to such openings during the time a wearer is in a sitting position, and for that reason their use is not detrimental to cleanliness or health.

It should be understood that I do not claim
100 a combination-garment, for my invention is not suited for such garments; but,

Having thus described my invention, what I claim as new, and desire to secure by Letters Patent, is—

5 The herein-described improvement in women's drawers comprising two independently-formed counterpart body portions, A and A', of knitted fabric and each having a greater breadth than the semicircumference of the body of the finished garment; the excess forming a lappet at each edge of a body portion,
10 each of the latter having a front lappet, F, and a back lappet, G, extending from the crotch to the non-elastic waistband of the

drawers; the upper end of each body portion—including the lappets—being secured to a corresponding section of the non-elastic waistband and the overlapped portions of said lappets—from the crotch to the waistband—remaining free to be spread apart, and each body portion having a slit, E, at, or adjacent
20 to, the hip portion of the garment, as specified.

NATHAN HATCH.

Witnesses:

J. F. SCOTT,

WM. H. LOW.