


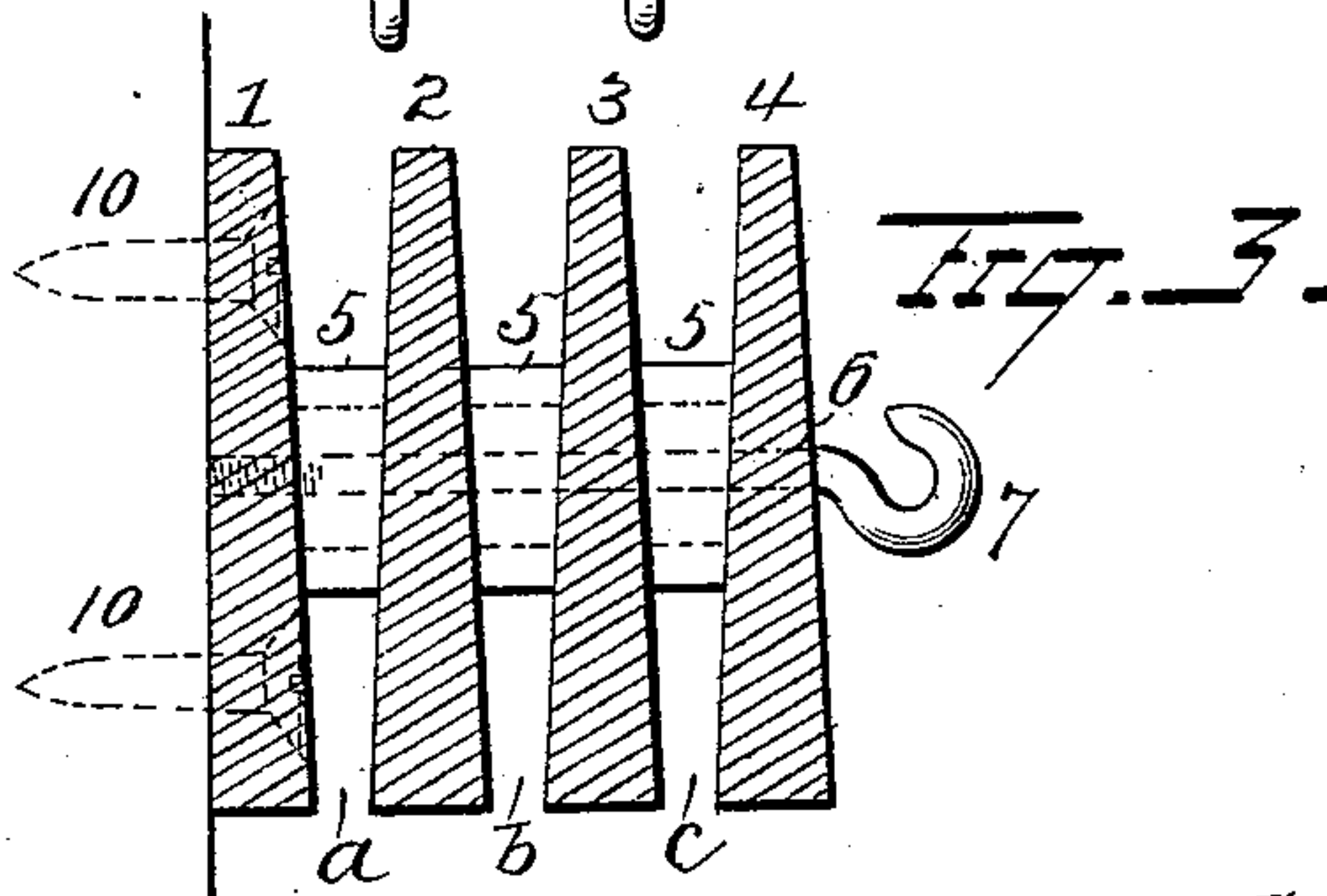
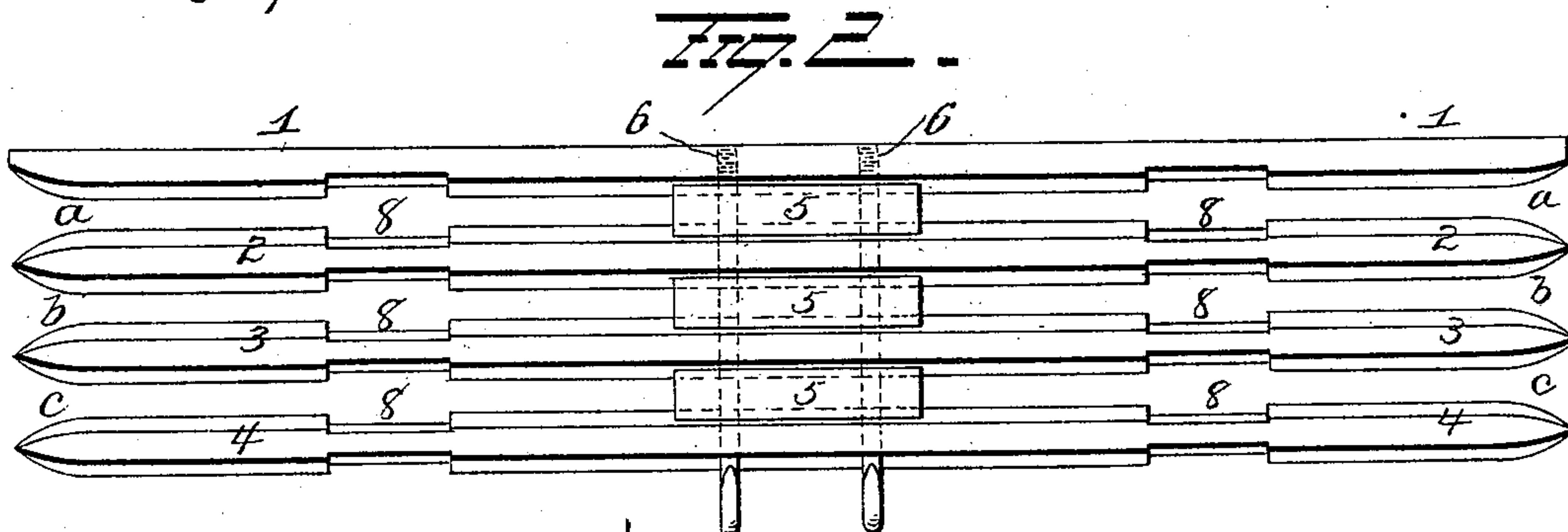
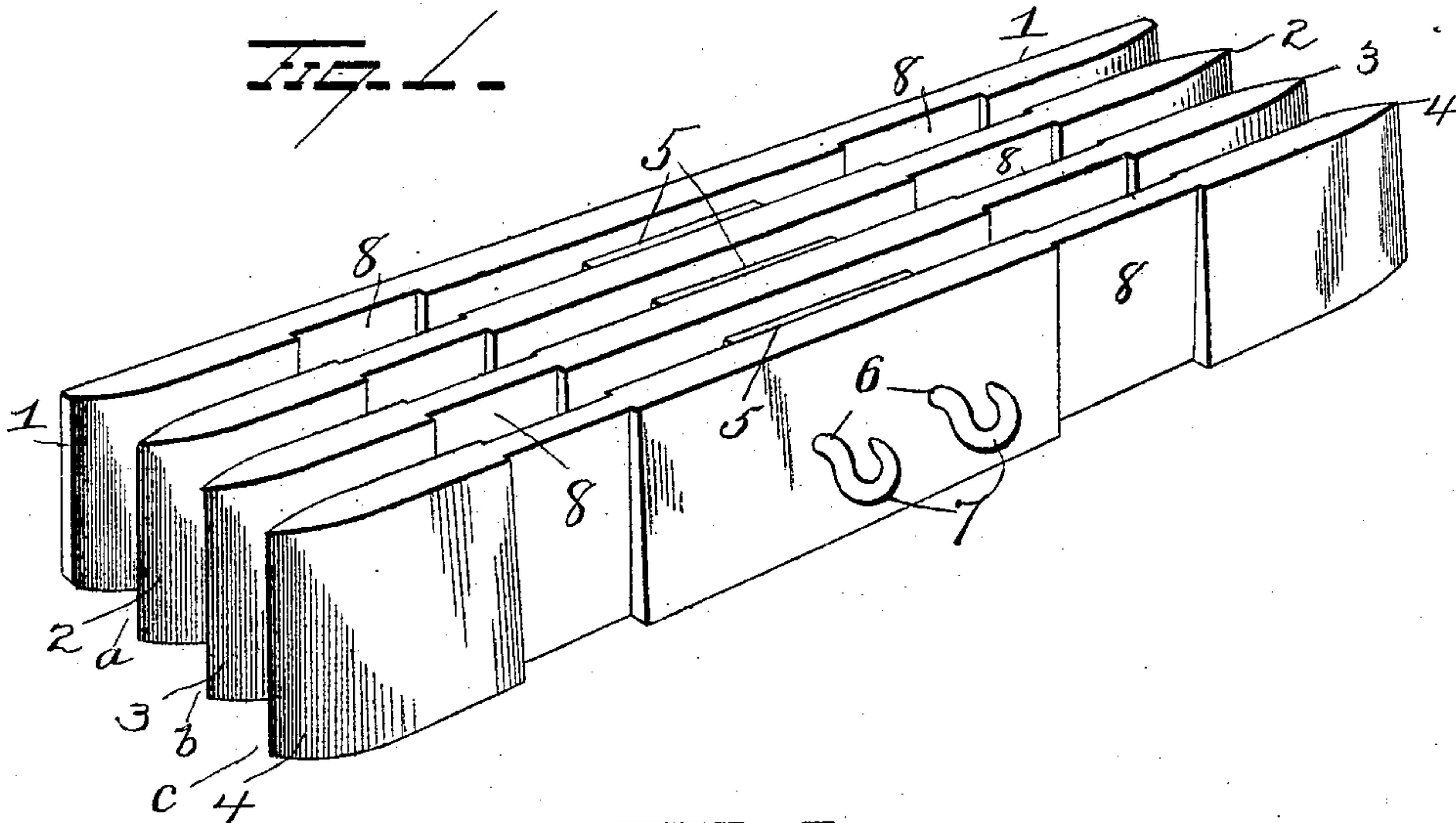
No. 620,260.

Patented Feb. 28, 1899.

J. T. THORPE.
PANTS HOLDER.

(Application filed Apr. 30, 1898.)

(No Model.)



WITNESSES
E. D. Nottingham
G. F. Downing

INVENTOR
J. T. Thorpe
By H. A. Seymour
Attorney

UNITED STATES PATENT OFFICE.

JOHN T. THORPE, OF BALTIMORE, MARYLAND.

PANTS-HOLDER.

SPECIFICATION forming part of Letters Patent No. 620,260, dated February 28, 1899.

Application filed April 30, 1898. Serial No. 679,394. (No model.)

To all whom it may concern:

Be it known that I, JOHN T. THORPE, a resident of Baltimore, in the State of Maryland, have invented certain new and useful Improvements in Pants-Holders; and I do hereby declare the following to be a full, clear, and exact description of the invention, such as will enable others skilled in the art to which it appertains to make and use the same.

My invention relates to an improvement in pants-holders, the objects of the invention being to produce a pants-holder which shall be simple in construction, which shall be compact in form and yet serve to support a number of pairs of pants, which can be readily adjusted, which will compensate for the extra thickness caused by the overlying seams in the pants, and which shall be effectual in all respects in the performance of its functions.

With these objects in view the invention consists in certain novel features of construction and combinations and arrangements of parts, as hereinafter set forth, and pointed out in the claims.

In the accompanying drawings, Figure 1 is a perspective view of my improved pants-supporter. Fig. 2 is a plan view. Fig. 3 is a sectional view. Fig. 4 is a detail view of one of the bars.

In constructing my improved pants-holder I employ a series of bars 1 2 3 4, all of which (except the bar 1, which constitutes a base) are made wedge-shaped in cross-section, so as to form between said bars a series of wedge-shaped spaces *a b c*, the narrower portions of which are at the lower edges of the bars. The bars are beveled at their outer ends and spaced apart by means of a series of adjustable wedge-shaped blocks 5, and said bars and spacing-blocks are secured together by means of two or more rods or bolts 6. The bolts or rods 6 may pass freely through the various bars and blocks, except the base-bar 1, in which latter they are adapted to screw. The free end of each rod or bolt is preferably provided with a hook 7, which serves as a convenient support for a whisk-broom. The rod or bolts pass through the bars, preferably at the centers thereof, and between the centers and outer ends of said bars the latter are recessed in their opposite edges, as at 8, so as to enlarge the space between the bars some-

what at the points where the seams of the pants overlap. From this construction and arrangement of parts it will be seen that with a holder consisting of four bars spaced apart and connected together at their centers six pairs of pants can be supported in a very small space.

The device can be readily secured to a cupboard-door or other convenient place by means of screws 10, passing through the base-bar 1.

In placing a pair of pants in the holder the pants will be folded so that one leg will lie against the other, and after inverting the pants they will be inserted into the space between two of the bars (from the end thereof) and the overlying seams will be disposed in the recessed portions of the bars. The pants will thus be supported evenly the full width of the pants-legs, the recessed portions of the bars preventing undue pressure against the overlying seams, and consequently preventing the weight of the pants to come along on said seams, as would be the case were the space between the bars the same width from end to end. After the pants shall have been properly inserted between two bars they will be pulled down so that their ends will become properly wedged in the smaller or narrower portion of the space between said bars.

Should it be desired to change the width of the space between the bars, this can readily be done by turning the rods or bolts and moving the wedges or spacing-blocks.

My improvements are simple in construction and effectual in all respects in the performance of their functions.

Slight changes might be made in the details of construction of my invention without departing from the spirit thereof or limiting its scope, and hence I do not wish to limit myself to the precise details herein set forth.

Having fully described my invention, what I claim as new, and desire to secure by Letters Patent, is—

1. A pants-holder comprising a series of bars adapted to receive pants between them, a series of blocks removably disposed between said bars and a removable fastening device securing said bars and blocks together, said bars having recesses in their inner faces at points intermediate of their ends, the recesses

of each pair of bars coöperating to enlarge the spaces between the bars for the accommodation of the seams of the pants, substantially as set forth.

5 2. A pants-holder consisting of a horizontal series of bars arranged edgewise, wedges disposed intermediate of the ends of said bars and spacing them apart and bolts passing transversely through said bars and wedges.

10 3. The combination with a horizontal series of bars arranged edgewise, blocks disposed between said bars and spacing them apart, bolts passing transversely through said bars and blocks and serving to secure them together and also as supports for other articles
15 and fastening devices passing transversely

through one of said bars whereby to support the device in a horizontal position, substantially as set forth.

4. In a pants-holder, the combination with 20 a series of parallel bars, wedge-shaped in cross-section, of wedge-shaped spacing-blocks between said bars, and a bolt or rod passing through said bars and blocks, substantially as set forth. 25

In testimony whereof I have signed this specification in the presence of two subscribing witnesses.

JOHN T. THORPE.

Witnesses:

R. S. FERGUSON,
S. G. NOTTINGHAM.