

No. 619,975.

Patented Feb. 21, 1899.

J. A. MARTIN.
ATTACHMENT FOR BRUSHES.

(Application filed Mar. 3, 1898.)

(No Model.)

Fig. 1.




Fig. 2.

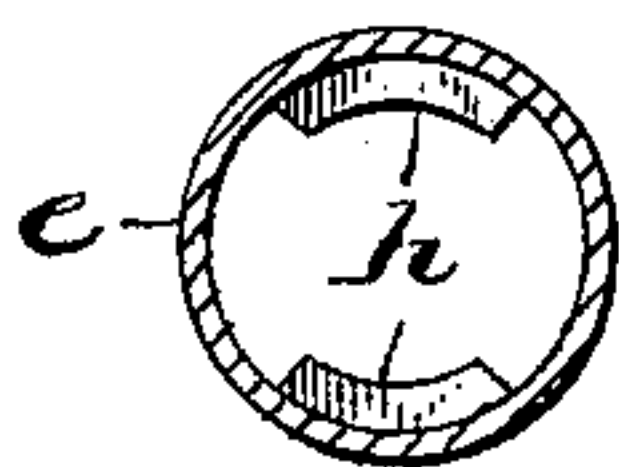


Fig. 3.

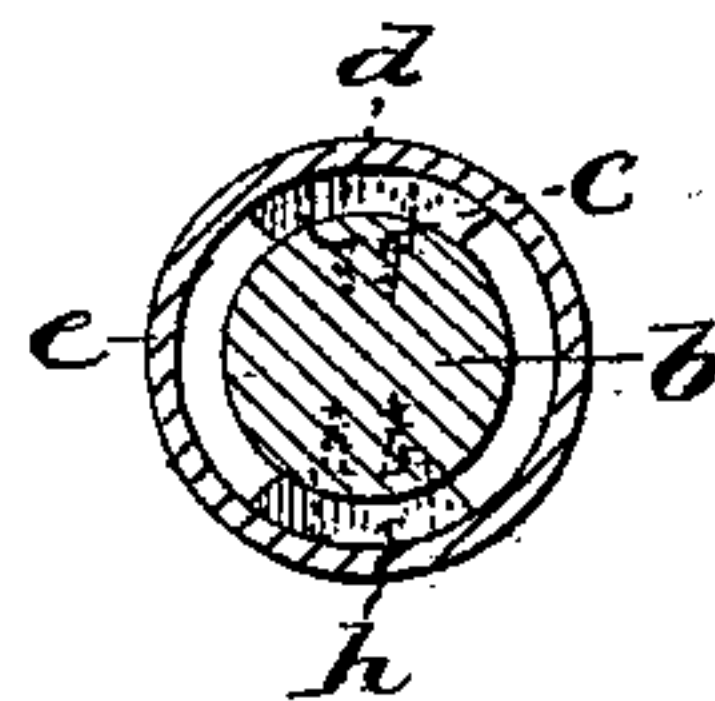


Fig. 4.

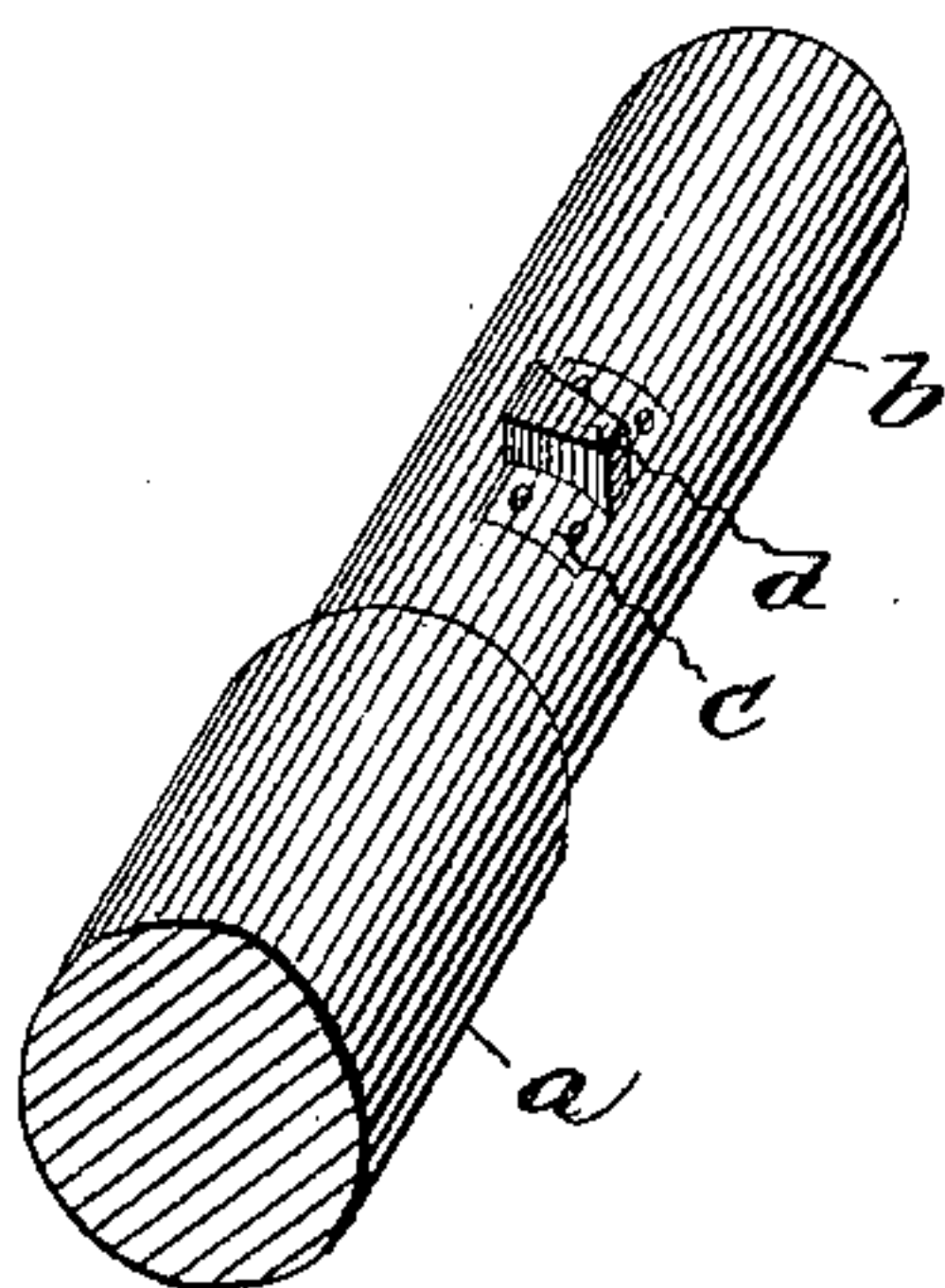
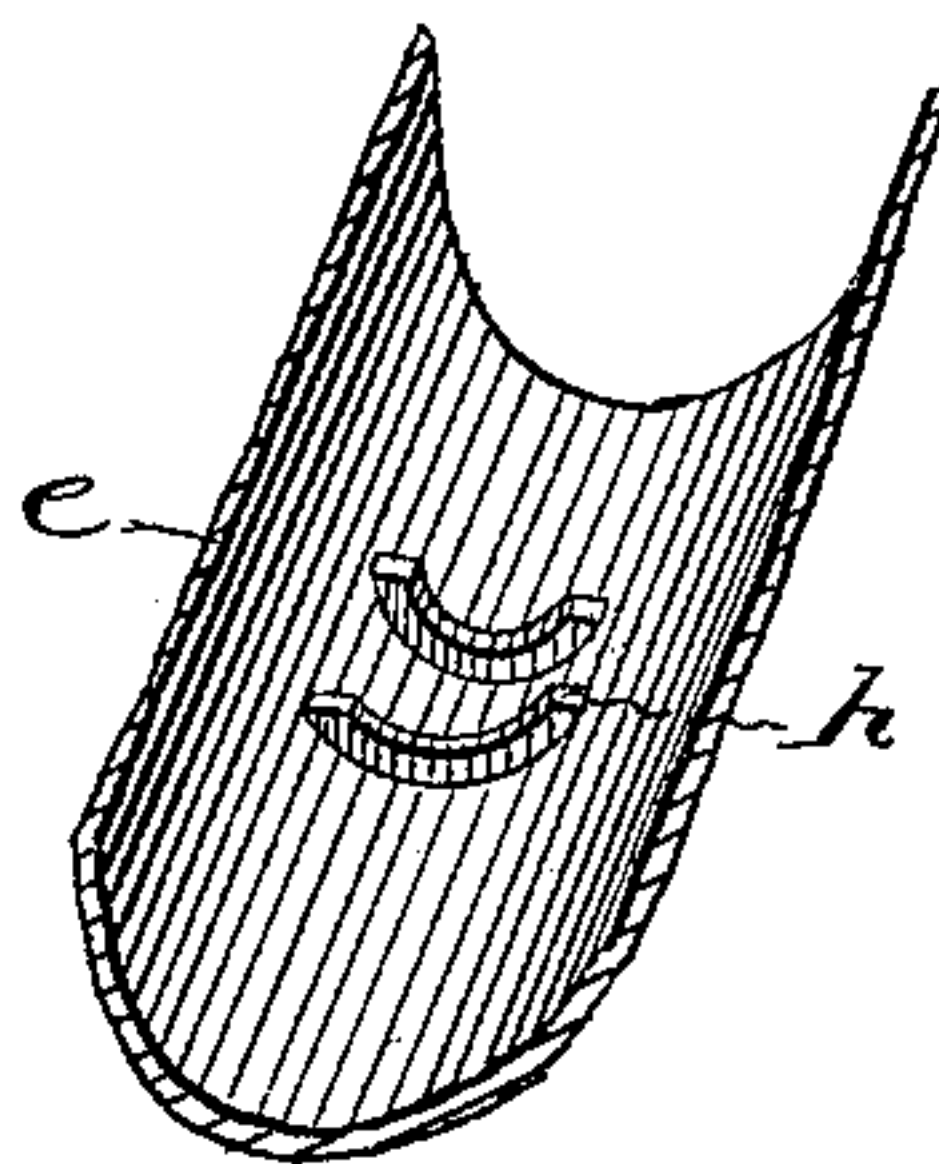


Fig. 5.



WITNESSES:

J. P. Appleman.
Arthur Haymaker

INVENTOR

J. A. Martin.

BY
H. C. Evert & Co.,
ATTORNEYS

UNITED STATES PATENT OFFICE.

JOSEPH A. MARTIN, OF PITTSBURG, PENNSYLVANIA.

ATTACHMENT FOR BRUSHES.

SPECIFICATION forming part of Letters Patent No. 619,975, dated February 21, 1899.

Application filed March 3, 1898. Serial No. 672,382. (No model.)

To all whom it may concern:

Be it known that I, JOSEPH A. MARTIN, a citizen of the United States of America, residing at Pittsburg, in the county of Allegheny and State of Pennsylvania, have invented certain new and useful Improvements in Attachments for Brushes, of which the following is a specification, reference being had therein to the accompanying drawings.

This invention relates to certain new and useful improvements in attachments for brushes, and has for its object to provide a device particularly adapted for use in connection with paint-brushes.

A still further object of my invention is to secure a knife or scraper upon the outer end of the brush-handle, and thereby combine two instruments in one.

My invention further consists in the novel fastening means which I employ for securing this knife or scraper on the handle of the brush and permitting its ready removal therefrom.

The principal features of my invention, therefore, comprise a sleeve which is adapted to fit on the outer end of the brush-handle and carries the knife or scraper such as ordinarily employed by sign-painters and the like. This sleeve is provided with a fastening means for securing it to the handle, which is composed of guides secured to the inner wall of the sleeve and adapted to receive a lug formed on the handle.

My invention further consists of the novel combination and arrangement of parts hereinafter more specifically described, illustrated in the accompanying drawings, and particularly pointed out in the claims.

In the drawings, Figure 1 is a plan view of the sleeve and knife with the former partly in section. Fig. 2 is a transverse vertical sectional view of the sleeve. Fig. 3 is a transverse vertical sectional view of the sleeve and brush-handle. Fig. 4 is a perspective view of a portion of the brush-handle. Fig. 5 is a sectional perspective view of a portion of the sleeve.

To put my invention into practice, I provide the brush-handle *a* with a reduced outer end *b*, upon the face of which is embedded a plate *c*, carrying an upwardly-extending lug *d*, the sides of which are inclined both in the

same direction, so that one end of the lug will be wider than the other and partially assuming a wedge shape in its construction. The reduced outer end of the handle is adapted to receive a sleeve *e*, in the outer end of which is secured the knife or scraper *f*. This may be accomplished by compressing the end of the sleeve firmly against the knife or scraper, as shown at *g*. On the inner wall of the sleeve the latter is provided with two guides *h*, which are arranged at a slight angle with respect to the sleeve, thereby conforming to the wedge-shaped lug *d*, which they are adapted to receive. These guides may be arranged at two opposite sides on the inner wall of the sleeve, and two of the lugs *d* may be provided, one on each side of the handle, for engagement with the aforesaid guides.

Such attachment as this is particularly adapted for a sign-painter or the like, who is not required to carry a separate knife or scraper for removing the dry paint from windows, doors, and the like. This attachment can be readily secured to the brush and is always at hand when desired for use, and thereby dispenses with the necessity of carrying a separate knife or scraper.

Having fully described my invention, what I claim, and desire to secure by Letters Patent, is—

1. The combination with a brush and its handle, of a sleeve adapted to fit on the outer end of the handle, a knife or scraper secured in said sleeve, guides formed on the inner wall of the sleeve and adapted to engage lugs secured to the outer periphery of that portion of the handle which is within the sleeve, substantially as set forth.

2. The combination with a brush and its handle, said handle having a reduced outer end, a sleeve adapted to fit on said reduced end, plates embedded in the reduced end, a wedge-shaped lug formed on each of said plates, and guides arranged on the inner face of the sleeve to receive the wedge-shaped lugs, substantially as set forth.

In testimony whereof I affix my signature in the presence of two witnesses.

JOSEPH A. MARTIN.

Witnesses:

JOHN NOLAND,

H. H. PATTERSON.