

No. 619,866.

Patented Feb. 21, 1899.

F. L. COOK.

MATCH PROVIDED CIGARETTE PACKET.

(Application filed June 22, 1898.)

(No Model.)

Fig. 1.

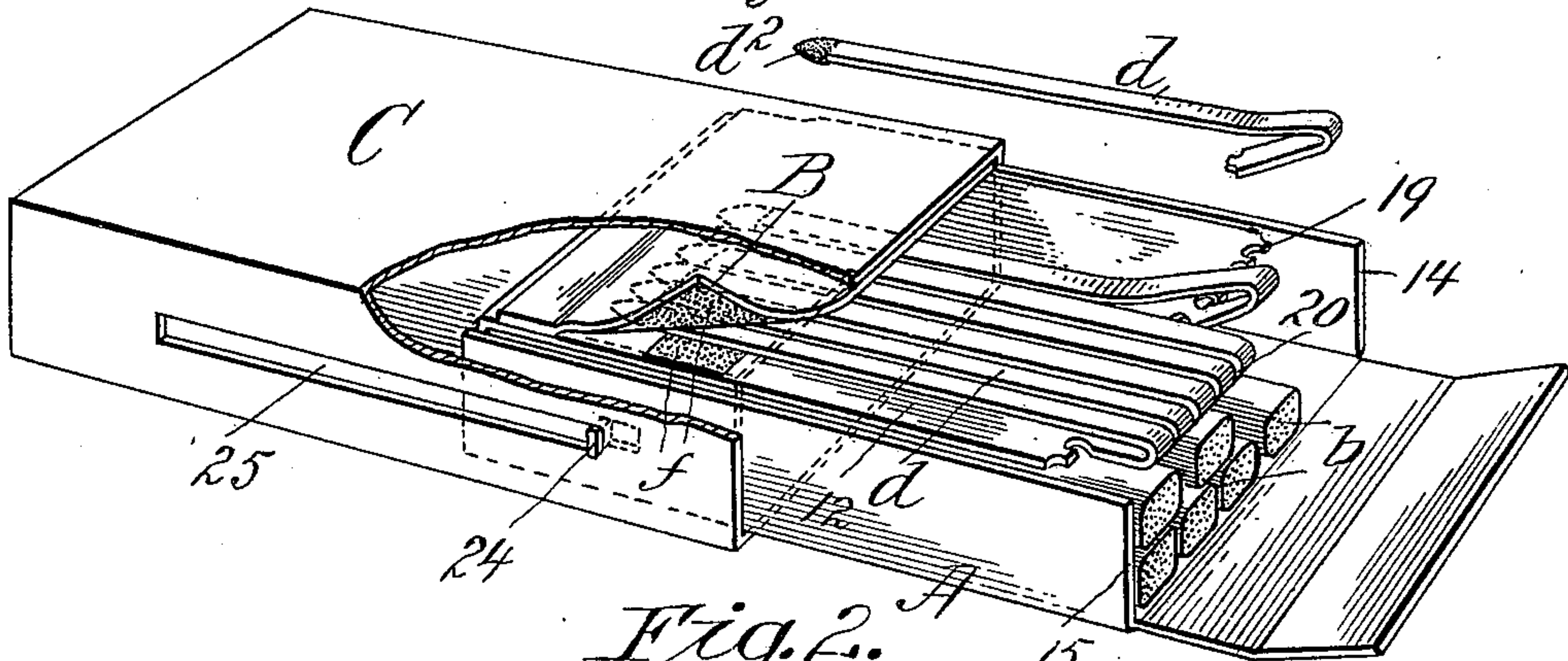


Fig. 2.




Fig. 3.

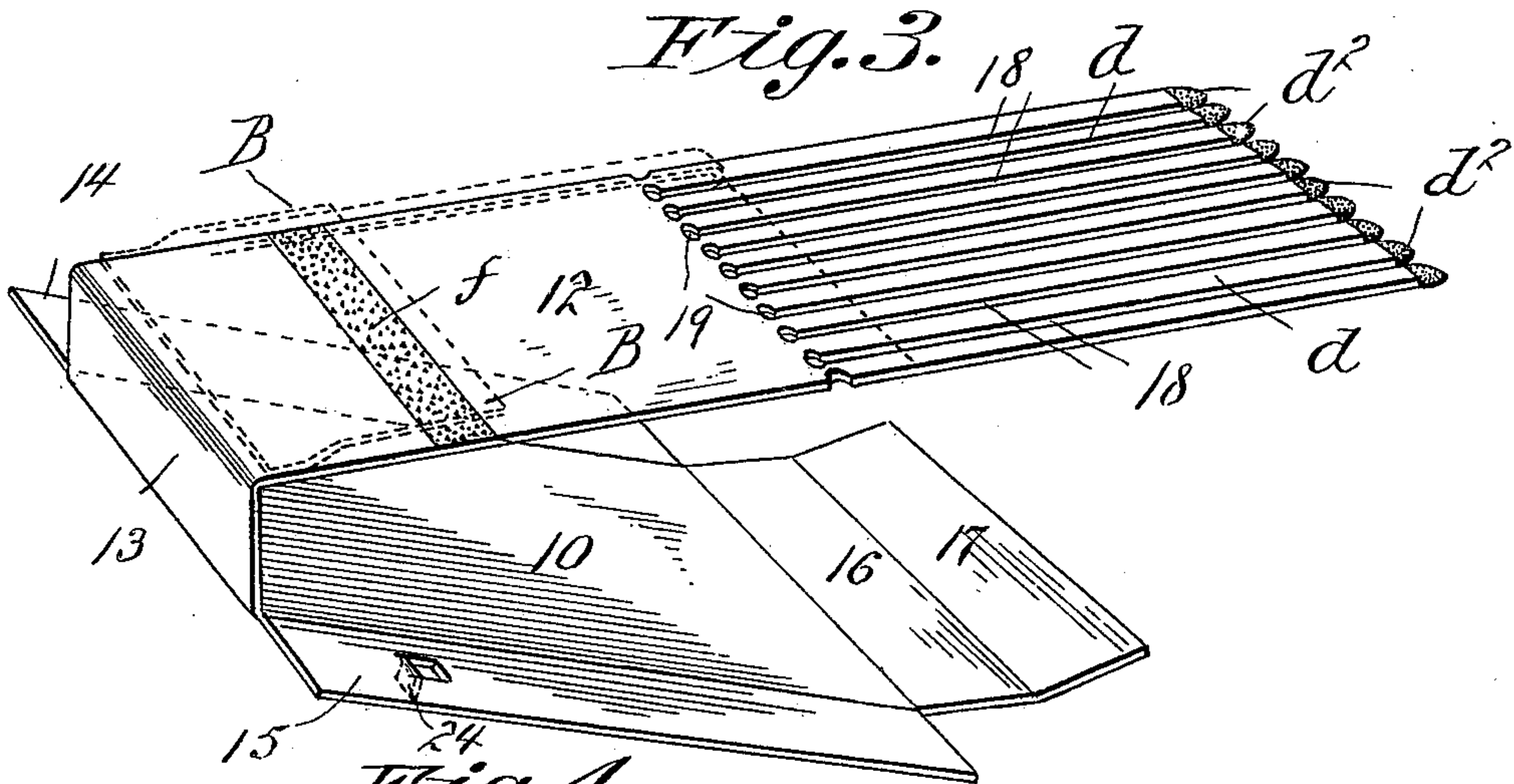
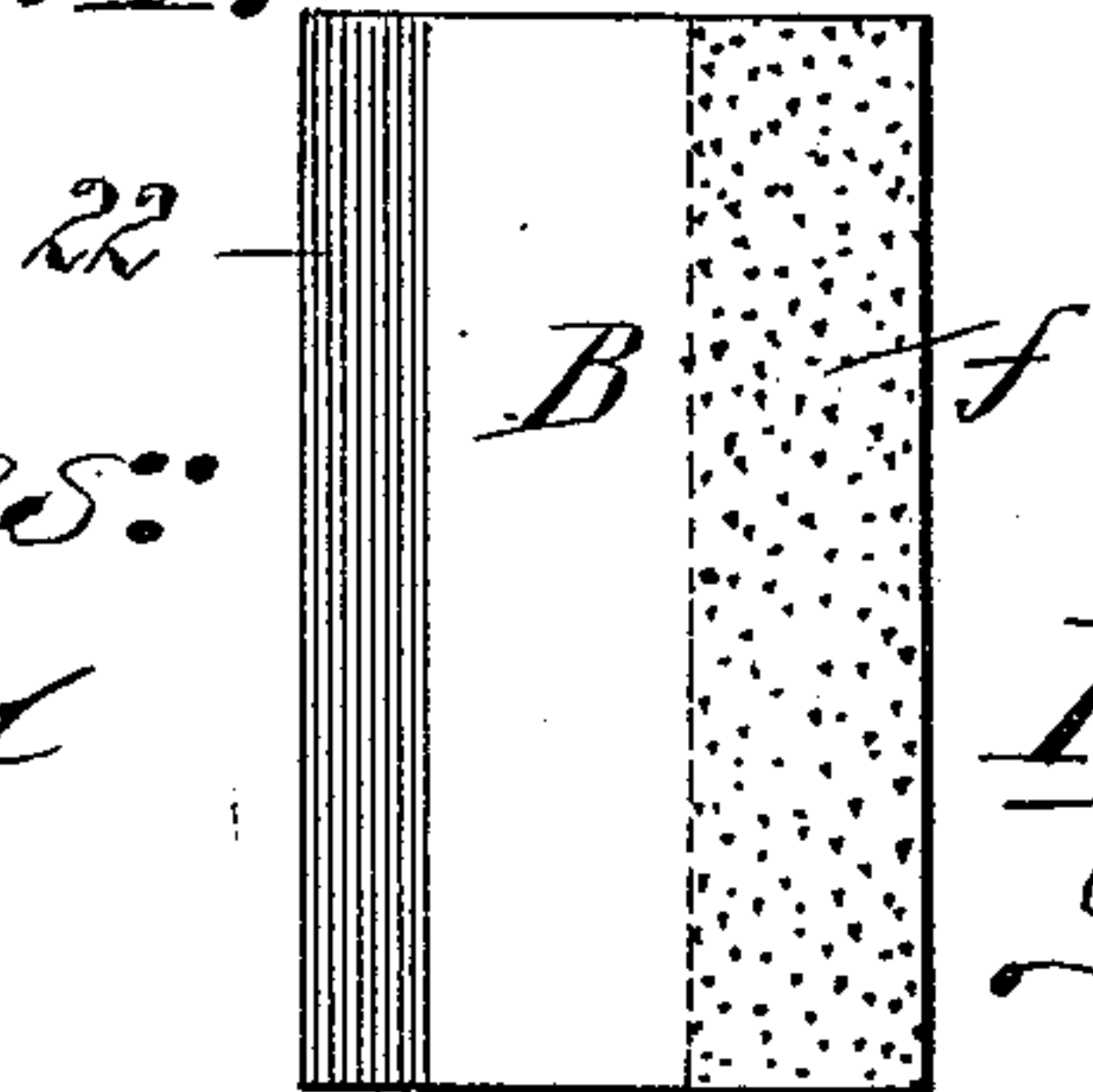


Fig. 4.



Witnesses:
J. H. Gasford
M. A. Campbell

Erverton,
Francis L. Cook,
by J. S. Bellamy
Attorney.

UNITED STATES PATENT OFFICE.

FRANCIS L. COOK, OF SPRINGFIELD, MASSACHUSETTS, ASSIGNOR OF ONE-HALF TO FRANCKE W. DICKINSON, OF SAME PLACE.

MATCH-PROVIDED CIGARETTE-PACKET.

SPECIFICATION forming part of Letters Patent No. 619,866, dated February 21, 1899.

Application filed June 22, 1898. Serial No. 684,125. (No model.)

To all whom it may concern:

Be it known that I, FRANCIS L. COOK, a citizen of the United States of America, and a resident of Springfield, in the county of Hampden and State of Massachusetts, have invented certain new and useful Improvements in Match-Provided Cigarette-Packets, of which the following is a full, clear, and exact description.

10 This invention relates to improvements in appliances comprising matches, a carrier, support or holder therefor, means for protecting the inflammable portions of the matches, means for causing the striking of the matches, 15 and also to cigarette or cigar inclosures or packets having such appliances combined therewith.

20 The object of the invention is to provide matches, holders or carriers, and protective devices and strikers therefor which are of most simple and inexpensive construction and susceptible of most convenient utilization.

25 The invention consists in the constructions and combinations and arrangements of parts, all substantially as will hereinafter be described, and set forth in the claims.

The appliances embodying my invention are illustrated in the accompanying drawings, in which—

30 Figure 1 is a perspective view of a cigarette-packet and its outer inclosing case, the packet being opened and disclosing the part thereof which has combined therewith the series of paper matches, a protector therefor, and the 35 means whereby they are fulminated. Fig. 2 is a longitudinal section through the cigarette-packet and its outer case and the matches and coöperative appliances, the packet being shown closed. Fig. 3 is a perspective view showing the closure for the cigarette, together with the integrally-formed matches as in their relative positions previous to being inclosed within the outer case, the 40 final position of the matches and the relation thereto of the protector and striking means being indicated by dotted lines. Fig. 4 is a plan view of the under side of the part which is applied in the device constituting the protector and striker.

50 In the drawings, A represents the inclosure

for the cigarettes *b*, consisting of a single sheet of cardboard or paper having bottom flap 10, top flap 12, and end flap 13, uniting said bottom and top flap, side flaps 14 and 15, and the end flap 16, having the infolding flap 55 or extension 17 to overlie the upper flap at the end of the packet. This inclosure A comprises no novelty except in respect of features to be now pointed out. The flap 12 is made considerably longer than the flap 10 60 and is longitudinally slitted, as indicated at 18 18, from an intermediate portion of its length to its outer end, whereby the plurality of paper-match sections *d d* are produced, which are dipped for the whole or a part of 65 their length in paraffin, the outer end of each being provided with a suitable compound capable of being ignited by friction against any suitably rough surface or, as is the case in 70 safety-matches, by friction against a specially-prepared surface, and the striking end of each match is indicated at *d*² in the drawings. At the inner ends of the slits 18 perforations or cross-incisions 19 are made in the stock comprising the flap 12 and the match-sections, 75 whereby each match-section is retained by a very fragile portion of the material, so that it may be by slight force exerted by the fingers severed from the part 12 of the cardboard material which constitutes the holder 80 or carrier therefor.

The match-sections are overturned on the flap or carrier section 12 by being bent about on the dotted line 20 in Fig. 3 and as shown 85 also at 20 in Figs. 1 and 2, so that the striking ends or heads of the matches have their position well toward the rear end of the flap or match-carrier 12.

B represents the supplemental flap, the same consisting of a rectangular sheet of paper or cardboard having its rear edge portion (indicated at 22 in Fig. 4) stuck by any 90 suitable adhesive to the flap 12 along a line to the rear of the location of the match-heads, the greater portion of this flap B overlying 95 not only the heads of the matches, but intermediate portions thereof forward of their heads. This flap B or the portion of the flap 12, or both the flap B and the part 12, are provided with a line of striking compound, 100

as indicated at *f*, crosswise of the packet, somewhat in advance of the line in which the match-heads are located.

C represents the outer case for the packet or cigarette inclosure, the same being in the form of a rectangular tube opened at one or both ends, as desired.

The one side flap 15 has the tongue 24 outstanding therefrom and constituted by an integral part of said flap, while the one side wall of the case C has the longitudinal slot, so that the case may be drawn outward to expose the ends of the cigarettes and of the matches without obstruction until the forward end of the slot comes to engagement with said tongue to constitute a stop for said case.

A person opening the packet after removing a cigarette therefrom disconnects a match from its slight connection with the match-carrier 12, and before withdrawing the same forwardly endwise he presses downwardly over the portion of the flap B which overlies the extremity of the match comprising the head, so that when the match is forwardly withdrawn the striking compound thereof in passing by and in comparatively hard contact against the striking material *f*, as insured by the pressure on said flap B, will be fulminated or ignited and at a point in advance of the location of the heads of the other matches, so that there will be no liability of the others becoming fired, and in the most natural use of the appliances each match taken will be lighted with the utmost certainty by being drawn over a fresh portion of the striking material *f*.

The portion of the flap B between its forward free edge portion and its rear pasted-down portion serves as a protector for the matches, preventing the abrasion by the sliding outer case or from any other cause where this protective and striking flap is employed in conjunction with a section or holder, as 12, having formed as a part thereof the match extension slitted and return bent, with their head ends underlying the said flap.

Having thus described my invention, what I claim, and desire to secure by Letters Patent, is—

1. In a device of the character described, consisting of a sheet of card, paper or like material having one end portion thereof longitudinally slitted and provided with striking-heads, constituting matches *d*, the same being overturned upon the main portion of the sheet, and said sheet being provided with an overturned flap between which and the sheet proper the head end portions of the matches are inclosed, the inner surface of one of said match-head-inclosing sheets being provided with match-striking material.

2. In a device of the character described, consisting of card, paper or like sheet material having one end portion thereof longitu-

dinally slitted and provided with striking-heads, constituting matches *d*, the same being overturned upon the main portion of the sheet and said sheet being provided with an overturned flap between which and the sheet proper the head end portions of the matches are inclosed, the inner surface of one of said match-head-inclosing sheets being provided with match-striking material in a line in advance of the heads of the matches, for the purposes set forth.

3. In a device of the character described, consisting of a sheet of card, paper or like material having one end portion thereof longitudinally slitted and provided with striking-heads, constituting matches *d*, and having the paper-stock at about the inner ends of the slits weakened whereby the matches may be readily severed from the main portion of the match-carrying sheet, the same being overturned upon the main portion of the sheet, and said sheet being provided with an overturned flap between which and the sheet proper the head end portions of the matches are inclosed, the inner surface of one of said match-head-inclosing sheets being provided with match-striking material, substantially as described.

4. A closure or packet for cigarettes having a flap thereof at one end portion longitudinally slitted and provided with striking-heads constituting matches, the same being overturned upon the main portion of the flap, and said flap being provided with a supplemental flap, overturned thereupon between which and the main flap, the head portions of the matches are inclosed, the inner surface of one of said match-inclosing sheets being provided with striking material, substantially as described.

5. In a cigarette or analogous packet, the combination with an outer case C, having in its side the longitudinal slot 25 terminating within the ends of said side, of the inclosure A, provided with bottom flap 10, top flap 12, a uniting end flap 13, and side flaps 14 and 15, the latter having the incision whereby the tongue 24 is produced, and the said top flap having an end portion thereof longitudinally slitted into sections, provided with igniting material at their ends, the same being overturned on the main portion of said top flap, and said top flap being furthermore provided with the supplemental flap B, overlying and inclosing between it and said flap 12, the extremities of the matches and one of the match-end-inclosing surfaces having thereon the match-igniting substance, substantially as and for the purposes set forth.

Signed by me at Springfield, Massachusetts, this 18th day of June, 1898.

FRANCIS L. COOK.

Witnesses:

WM. S. BELLows,
M. A. CAMPBELL.