

No. 619,188.

Patented Feb. 7, 1899.

I. S. KIRKWOOD.  
COTTON BOX FOR DENTISTS.

(Application filed Feb. 17, 1898.)

(No Model.)

Fig. 1

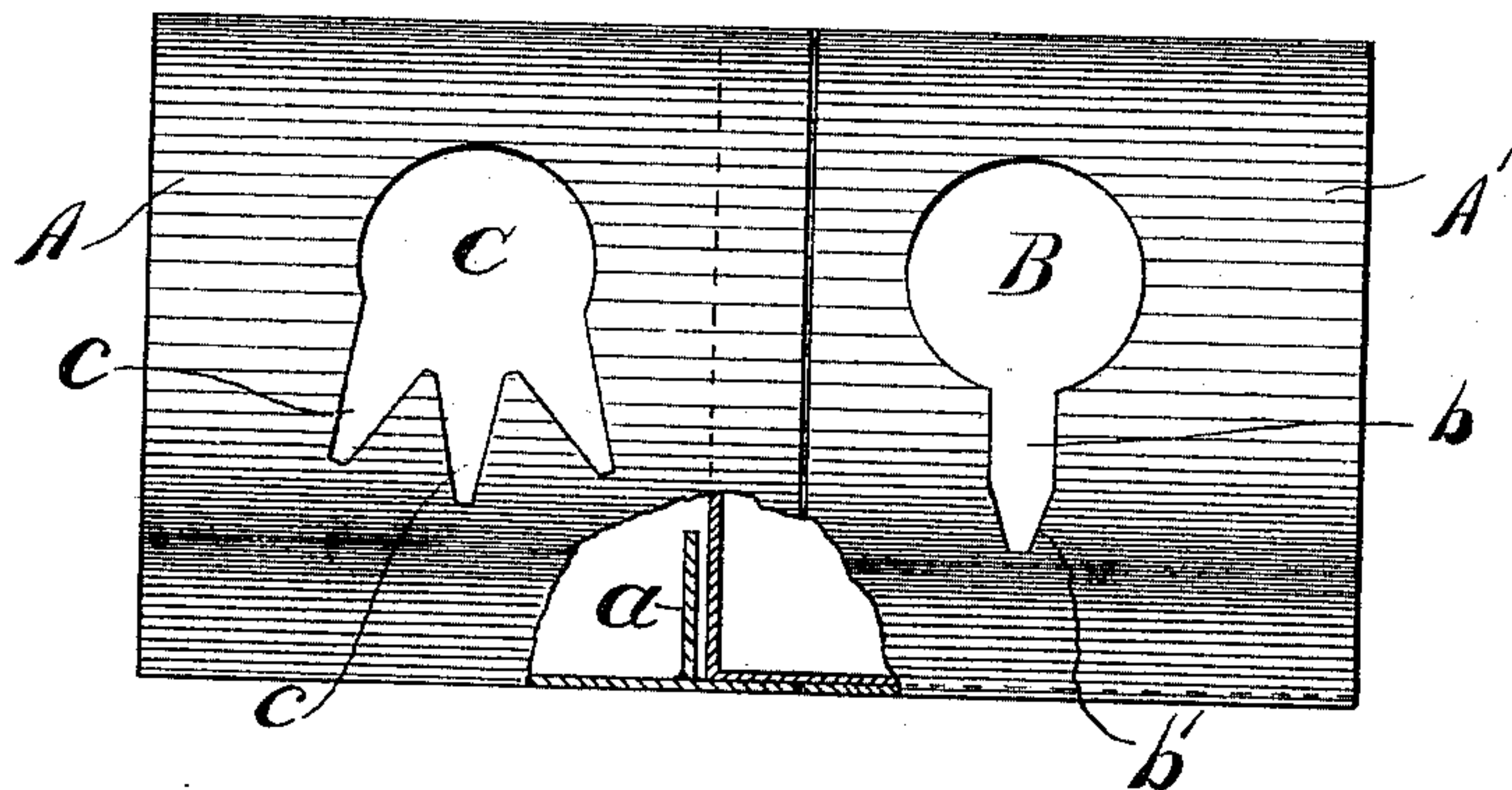


Fig. 2


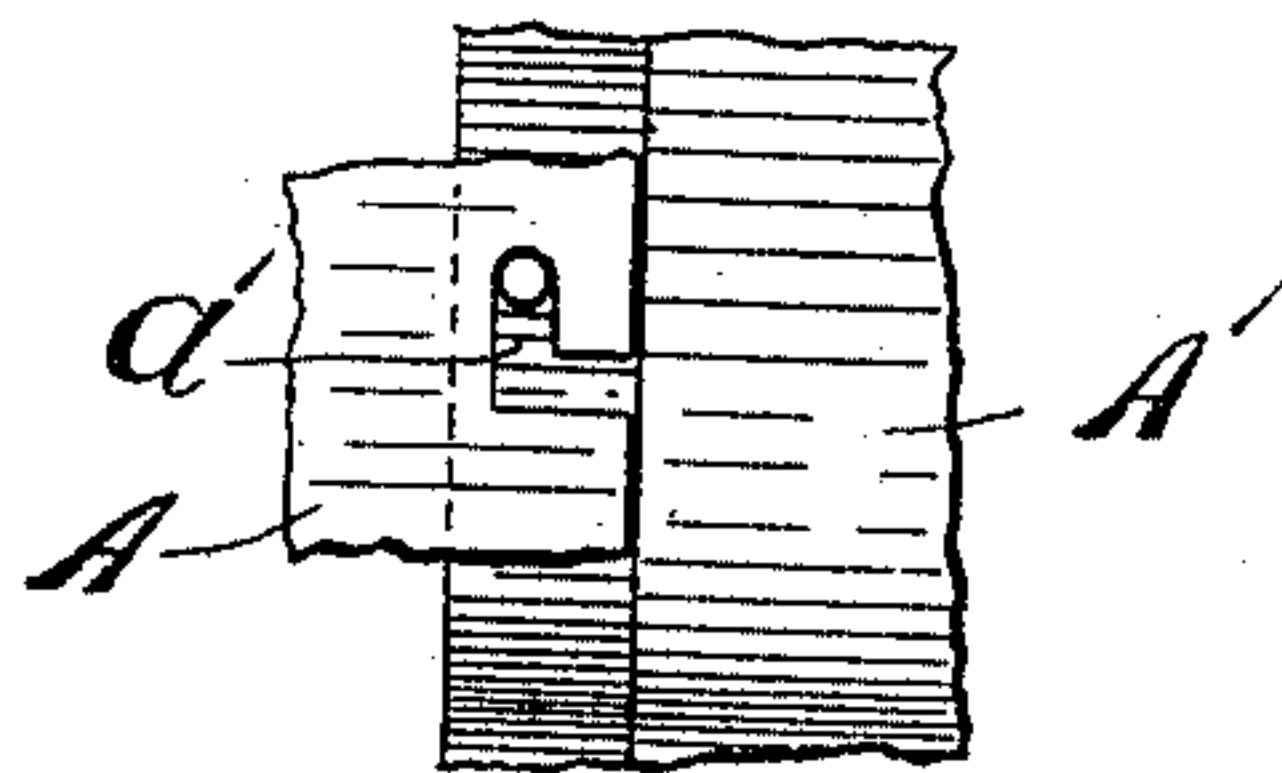


Fig. 3.



Witnesses:

G. S. Noble.  
J. Buehler.

Inventor.

Israel S. Kirkwood.  
by B. Singer  
Att'y

# UNITED STATES PATENT OFFICE.

ISRAEL S. KIRKWOOD, OF CHICAGO, ILLINOIS.

## COTTON-BOX FOR DENTISTS.

SPECIFICATION forming part of Letters Patent No. 619,188, dated February 7, 1899.

Application filed February 17, 1898. Serial No. 670,707. (No model.)

*To all whom it may concern:*

Be it known that I, ISRAEL S. KIRKWOOD, a subject of the Queen of Great Britain, residing at Chicago, in the county of Cook and State of Illinois, have invented certain new and useful Improvements in Cotton-Boxes for Dentists, of which the following is a specification.

The object of my invention is to provide a box or cotton-holder affording means for the picking up of a wad of any proper size without manipulation by the hands and without delay and also means whereby the saturated wads may be instantly stripped or scraped from the nippers without snap movement of the arm and also without contact of the fingers.

In the drawings, Figure 1 is a side elevation, partly broken away, of a box embodying my invention; Fig. 2, an end elevation thereof, and Fig. 3 a detail of the joint or coupling between the sections of the box.

The box or receptacle is made in two sections A and A' and preferably cylindrical in shape, since this or some other rounded outline is best adapted to the complete exhaustion of its contents or to thorough cleaning and disinfecting. The section A is intended to hold saturated wads and refuse and is closed at one end only and at its other end is dammed by a low barrier *a*, which serves to confine the refuse wads, the saliva, and blood until intentionally emptied. This section A is united to the second section A' by a bayonet-joint *a'* or any other suitable and easily-opened coupling. The second section is completely closed at both ends and serves as a receptacle for fresh and clean sterilized cotton, which in case one end is not made removable for the purpose may be introduced through the circular opening B in the side of said receptacle. The base of this opening merges into a contracted slot *b*, which terminates in a convergence *b'*, the purpose of this slot being to limit the quantity of cotton drawn out by the nippers, the nippers being drawn through the upper part after grasping the cotton so long as the cotton is closely packed and through the converging part when it is loose and but little remains.

The first or waste section of the box has a lateral opening C, made, for uniformity of appearance, of about the size and shape of the opening B and in line therewith. This is intended for the introduction of waste wads into the receptacle, and for the purpose of stripping these wads from the nippers it terminates at its base in a slot or slots *c*, having converging sides, between which the nippers are pressed until a purchase is obtained on the wad, when the simple act of withdrawal strips the wad. One slot will work well; but as a moist and oftentimes foul wad will often stick in the slot it is better to have a plurality in order that the stripping may be made in a clean and unclogged slot.

At the rear of the box is attached a crane-like arm D, which may serve as a crane for swinging it from a stand or may support it in the table either by resting directly upon said table or being received in a boss E, which may be secured either to the arm or to the table or to neither fixedly.

I claim—

1. A cotton box or case made in separable sections having closed ends and each section having formed therein a central opening having one or more radial slots extending therefrom and means for locking said sections together, substantially as described.

2. A cotton box or case made in separable sections having closed ends and each section having formed therein a central opening having one or more gradually-reducing radial slots, a dam or partition between said sections, and means for locking the sections together and a support for said box or case, substantially as described.

3. The combination of the bayonet-jointed sections A and A', the openings B and C, the slots *b* and *c*, the crane-arm D, and the boss E.

In testimony whereof I affix my signature in presence of two witnesses.

ISRAEL S. KIRKWOOD.

Witnesses:

J. BUEHLER,  
L. HANKE.